



April 2007

## Montgomery County Woodturners

[www.montgomerycountywoodturners.org](http://www.montgomerycountywoodturners.org)

Volume 2007, Issue 3

### Special points of interest:

- Member Profile
- Lending Library Continues Expansion
- Turnit—an email group

### Inside this issue:

Business Meeting	1
April Meeting & Demonstration	2
President's Perspective	4-5
Editor's Viewpoint	6
Website Development	7
Picture Gallery	8-9
Lending Library	10-11
Member Profile	12
Turnit	13
YMMV	14
AAW Safety	15
Chapter Contacts	16

### Business Meeting Minutes (Gary Guenther)

At the March business meeting, the topics discussed and decisions made were:

1) President Phil Brown shared his past experiences in establishing an agreeable approach regarding the interest and frequency of using outside turners for chapter meetings. To foster a sense of membership chapter collaboration, he polled the MCW Membership to find out member's preference as to how many outside demonstrators we should welcome, given a suggested \$10 per event cost. The votes were:

maximum of 2 paid demos per year - 3 votes

maximum of 4 paid demos per year - 9 votes

maximum of 6 paid demos per year - 13 votes

A large majority of the members have thus indicated that demonstrations by visiting turners are important and that we will entertain between 4 and 6 external demonstrators per year – probably about as many as Eliot will be able to come up with, given our modest budget.

2) Show & Tell had excellent contributions. A good number of interesting pieces were shown and discussed. These may be seen on the MCW Web Site at "Photo Gallery / March 2007" and in the newsletter sidebars.

3) Participation in the Silent Auction was very healthy. A number of nice items were put up for auction, and \$51.50 profit for the Club resulted. Your continued participation is encouraged.



4) Treasurer and Webmaster Doug Pearson's demonstration of surface treatments was very well done and well received. It was eye opening in its scope and provided an awakening of imagination for many members who have never before seen such artistic innovations. We enjoyed seeing the actual piece that graces the current cover of *Woodturning Design* magazine. It was the perfect demonstration for our new club. Doug's standing in the international community gives import to the information provided. Bravo.



## Ed Karch Creations



## April Meeting and Demonstration (Eliot Feldman)

The next meeting will be:

Date: Thursday, April 12, 2007  
 Time: 7:00-9:00 PM  
 Location: Woodworkers Club  
 4950 Wyaconda Road  
 Rockville, MD 20853  
 (301) 984-9033



### Agenda

- 6:45 -7:00 PM Bring a chair, get a name tag, donate to the silent auction, bid on a silent auction item, bring a turned piece for Show & Tell, and meet fellow members.
- 7:00 - 7:15 PM Brief business meeting and Show & Tell
- 7:15 - 8:50 PM Program: **Surface Treatments** by Ed Karch
- 8:50 - 9:00 PM Pay for and retrieve your silent auction items, pack up, put the lathe and space back in order.

### Program

Ed Karch will share his own personal turning experiences, with a focus on applying surface treatments to turnings through explanations of samples of his work as well as demonstrating techniques.

### Program Demonstrator Profile (from Ed's website)

*"My training is in forestry and economics but I have always looked for a medium of expression for artistic impulses. Sculpting, carving, tool making, flint knapping, blacksmithing, stained glass, bookbinding, and woodworking have all been satisfying but when I tried a lathe I found my medium of expression. I spent the early part of my career planting hundreds of thousands of trees. I now salvage wood from Virginia's multitude of hardwood species to expose the beauty of these woods through turning of various objects of both practical and artistic value."*

Ed's work may be seen at Top Drawer Gallery in old town Berea Kentucky and Windrush Gallery in Fairfax Virginia. Ed has been working wood forever but has only been turning for three years. He will demonstrate and discuss pyrographic and piercing techniques for surface enhancement.

Check out Ed's website known as the Big Yellow Cat Turnery at: <http://www.bycturnery.com/>. Ed can be reached at: [ed@bycturnery.com](mailto:ed@bycturnery.com)



## New Members (Stuart Glickman)

<u>Member Name</u>	<u>Location</u>
Julie Kiang	Rockville
Mike Mills	Rockville
Mark Tessler	Silver Spring
Tom Gallup	Olney

***Welcome to our  
newest members!***

### **Help out a fellow turner!**

A few members or potential members cannot drive at night, or for another reason need a ride to our Thursday night meetings. If you don't find another member in our membership list near your community, let Don Couchman know of your need. He will help in locating a member to provide transportation.

## Membership Application Form and Interest Profile (Stuart Glickman)

MCW Membership Application forms available at: <http://montgomerycountywoodturners.org/Membership.aspx>

To become a member, please print out, complete and either mail it or personally deliver it to Stuart Glickman along with a check payable to Montgomery County Woodturners. Please ensure you include your email address as notification of the monthly MCW Newsletter publication is made electronically. In addition, include your personal website if you would like it referenced on the MCW website as a way to showcase your work.

Express your interests and needs. We encourage everyone to complete a MCW Member Interest Profile which is included with the Membership Application form on the MCW website. This is of great benefit to the officers as we develop programs to meet everyone's needs. Please take the time to complete your profile and provide to Stuart Glickman at the next chapter meeting.

## Member Discounts (Clif Poodry)

**Craft Supplies USA 1287 E 1120 South Provo, UT 84606** <http://www.woodturnerscatalog.com/>

### **Exclusive Club Specials for April**

The following specials are exclusively for AAW Club Members and will be discounted only during the month of April. Please remember to refer to your club or chapter name in order to receive the discounts.

#### **Save 15% on All Calipers**

Throughout the month of April get 15% off all Calipers in our catalog - just mention your club name to save!

#### **2007 Woodturning Club Member Sales**

Club members: Save 10% on all finishes & disc abrasives! Just mention your club name and save, all year long.

You can always see our current club specials by clicking on the members login button on our homepage. Specials are updated on the 1st of the month.

**Rockville Woodworkers Club** <http://www.woodworkersclub.com/>

Remember to support the Woodworkers Club by purchasing turning supplies during our meetings and save 10 percent on the retail price.



## March Show & Tell



*Bill Casson*



*David Jacobowitz*



*Eliot Feldman*



*Gary Guenther*

## President's Perspective (Phil Brown)

Here we are with MCW just three months old, holding well-attended regular meetings, with a newsletter and Web site giving us the image of a well-established group. While many of us are contributing our part to make this happen, two members have done terrific work far beyond what I had hoped for. While they love wood turning and have experience with other AAW chapters, they also bring other professional skills and experience that they have applied to our benefit. Bert Bleckwenn doesn't have a shop at home now, and he has been putting his turning time and creativity into designing and suggesting content for many of us to write, writing himself, compiling, and editing this newsletter. In addition to my own opinion, I have heard several compliments about how terrific this is. And Doug Pearson has applied a lot of his turning time to designing and building our Web site. Every few days it seems he has added another feature or new material to the site. I think the search engine, for example, is amazing. Building on a computer programming background, Doug enjoys learning to use new software and seeing what he can create. We are so lucky!



*Phil Brown*

I received a Local Chapter certificate, dated March 7, 2007, from the American Association of Woodturners declaring MCW an official chapter established February 8, 2007 (date we approved bylaws). A Certificate of Liability Insurance also came showing a limit of \$1 million each occurrence and limits for damage, medical, and general aggregate (what ever that is) with Travelers as the insurer. AAW also sent, for our lending library, two exhibit catalogs, two recent issues of the AAW journal, *American Woodturner*, and a short informational video about AAW.

With Gary Guenther's and my wife's help, we developed a two-sided, bi-fold brochure which was handed to visitors attending the Chantilly, VA wood workers show in March who were from this Maryland area. Once we add a logo, it will be ready for distribution to appropriate stores and other community sites in Montgomery County. We could use your help with that in the coming months.

I have been following the development of the planned wood studio at VisArts in Rockville. I have visited with Debbie Moser, Executive Director, and with Nick Suttora, the likely supplier of equipment for the shop. As of this writing, numerous details about equipment, wiring, and operation of the shop need to be clarified. The wood studio may not be ready when the VisArts Center is scheduled to open in July, but it will likely be ready by mid-summer.

*(Continued on page 5)*

## President's Perspective (continued)

*(Continued from page 4)*

The way that the wood studio will be used is still open to suggestions. I think classes taught by local turners and woodworkers should be scheduled, MCW sponsored all-day workshops conducted by expert turner-instructors from outside of the area should be occasionally arranged, and possibly regular skill enhancement sessions sponsored by MCW for our members should be conducted for a fee to those benefiting, with the remaining time available to independent wood workers and turners for a fee. Fees would support operating costs like annual lease payments, utilities, expended supplies, maintenance, shop manager, and other costs. This open studio opportunity should appeal to some of our members lacking adequate shop facilities.

Once shop equipment and layout are identified, I think those of us interested in conducting wood turning classes in the VisArts wood studio, should get together to develop a proposal(s). I believe arrangements for each class should be between the instructor and VisArts, and not involve MCW. Please let me know if you are interested in teaching a series of classes and assisting with writing a proposal.

I hope you are getting in much more turning time than I have so far this year. Enjoy the chips and your results.



## Member News

Voice of America is preparing a series of half-hour programs on various American craft media, one of which they broadcast each week. A reporter interviewed Phil Brown and recorded sounds at the lathe for a program on wood turning.

Clif Poodry teaches ADVANCED BOWL TURNING on April 28 and 29th at The Woodworkers Club, 4950 Wyaconda Road, Rockville, MD. Phone: 301-984-9033. For more information, see:

[www.woodworkersclub.com](http://www.woodworkersclub.com)

## Future Planned Meeting Programs (Eliot Feldman)

- |        |  |
|--------|--|
| May    | - Sanding Techniques by Clif Poodry  |
| June   | - Professional English Turner, Jimmy Clewes<br>(Note: there will be a \$10 participation fee per member for this demonstration.) |
| July   | - TBD  |
| August | - Turning Pens by Don Couchman   |

## March Show & Tell



Stan Sherman



Clif Poodry



Stuart Glickman



Pat Taylor

## Editor's Viewpoint (Bert Bleckwenn)

As we became an officially recognized AAW local chapter, Gary Guenther reminded the officers of our chapter's role of promoting one of AAW policies of re-enforcing a focus on safety and offering safety tips as well. With that in mind, you will find a reprint of AAW's *Lathe Safety Guidelines* within this newsletter, along with my personal perspective below. No matter what your level of skill or years of experience, I strongly encourage you to review this safety information and share your own safety techniques with fellow members.

Another new section being launched this month is the Member Profile section. If you have the opportunity, seek out other members and when you do, take a camera and take some notes and share it with the rest of us through this new section.

### ***Turning can be dangerous. Know your limits.***

- ***Respect your brain.*** If something feels wrong, it likely is wrong. Take the time to rethink what you are trying to do. Seek advise from books, websites or your peer members.
- ***Respect your body.*** Protect it. Especially your eyes, lungs, ears and hands. Wear a face shield and eye protection. Wear and use dust and chemical protection. Keep fingers behind all sharp objects, Remember the most common danger points: tool edges, the path of travel of a spinning object ("*Stay out of the line of fire!*"), the spinning objects themselves, fingers or hands between the tool rest and tool or spinning object. That goes for the grinder as well. And be careful with the superglue. And finally, watch out for the chain saw and bandsaw.
- ***Respect family, friends, customers, community and the public.*** Take the precautions and effort to protect them as well. Keep them away from the path of travel when demonstrating. Be cognizant of safe finishes when objects are intended for use with foods. Be cognizant of intended use such as toys or access by young children as well.
- ***Respect the Environment.*** Harvest only what you can reasonably use or share with others. Dispose of finishing supplies appropriately.

***Remember: Safety First!***

## Website Development (Doug Pearson)

There have been several improvements and additions made to the MCW website. A sophisticated full text search feature has been added that queries the contents of both the website and newsletters. The search block is available from several pages, though the entire website is searched regardless of the page from where you start your search. The contents of the membership listing are not included on the search, as the password screen shields it from the indexing routine.

If you are using Microsoft Internet Explorer Version 7 (IE7), you can enlarge the pages by clicking the lower right corner of the window. By default, it's set at 100% but you can increase (or decrease) the window contents to whatever size you want by clicking the control. If you use Firefox, you can increase the size of the font via "Ctrl++" or decrease font via "Ctrl - -", but this, unfortunately does not increase the overall size of the website and may make it difficult to read if you go too high.

A current MCW membership listing is available to MCW members via a password protected page. The membership listing is available in MS Word and RTF formats. Contact me if you need the password.

The gallery section has been improved. The Show & Tell pictures are now displayed in a better, more attractive format.

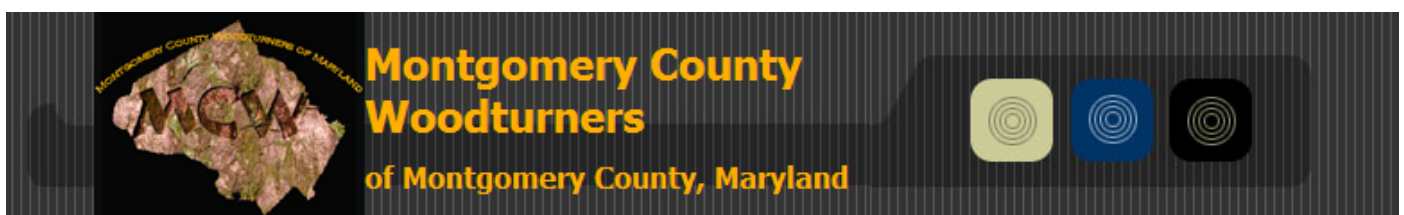
A new General Links section has been added to the Links page. It currently contains a link describing how to setup a photographic tent on Wood Central. If you come across an interesting link, let me know so it can be included on the website.

I'm surprised that no one has used the Classified Ads section of the website. I thought that it would be a popular section. So with that in mind, do you feel the Classified Section is useful? Holds potential? Does it seem too difficult to use? Do you just not have anything to sell? Do you ever look at this section of the website? Remember, this is a free service to MCW members. If it's of no interest, then I'll remove it.

There are currently two counters at the bottom of the home page, as I'm testing two different points-of-view when it comes to tracking traffic. The larger counter is based more on page loads whereas the second counter is based on unique visitors. Ultimately, there will be only one shown at the bottom of the page.

Last month, the idea of creating Member Pages was put forth in the Newsletter. There has been no feedback on this idea. Any interest?

I would really appreciate any comments you may have on what has been done so far. It's only as good as the participation we get from you. I hope you like what you're seeing. The counters at the bottom of the screen indicate that people are looking at the site but no feedback is ever received besides that of MCW officers. There are more additions/features coming...so keep checking back.



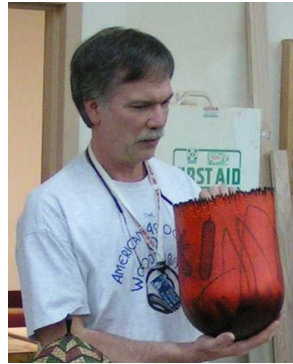


# March Show & Tell

## March's Featured Speaker - Doug Pearson



Stan Sherman




*"It's whatever happens along the way... You just have to know when to stop!"*



Clif Poodry



## Show & Tell Faces



Stuart Glickman



Eliot Feldman



Steve Balaban



Bill Cassen



Pat Taylor



Mike Vore



Gary Guenther



Stuart Glickman



## Member Camaraderie



*Ilya Zavorin*



*Marshall Fisher*



*Bob Browning*



*Art Mensch*



*Don Couchman*



*Pat Taylor*




*Julie Kiang*



*Richard Webster*



*Clif Poodry*



*Stuart Glickman*



*Richard Cohen*

## *March Show & Tell*



*Mike Vore*



*Rudy Osolnick Candle  
Stick and replicas  
brought in by  
Steve Balaban*

### **Lending Library** (Clif Poody)

The contents of our library are listed below. In order to increase our holdings we ask that you consider donating or lending to the club that video or book just sitting on your shelf. For a modest \$2 charge you can check out an item for a month. The best time to arrange check out is before our scheduled demonstrator begins their presentation. If an item is lost or damaged, the borrower will be responsible for replacing it. I will keep an updated list of lendable items, and occasionally publish it in the newsletter, and post it on the web site. As our treasury allows, we hope to add fresh material. We encourage your suggestions regarding additional items to be acquired.

#### **Videos**

1. DVD Trent Bosch Vessels of Illusion
2. DVD Trent Bosch Decorative Utility Bowls
3. DVD Trent Bosch Sculpting Wood; Beyond the Lathe
4. DVD AAW 2004 National Symposium Techniques Vol. 1
5. DVD AAW 2004 National Symposium Techniques Vol. 2
6. DVD AAW 2004 National Symposium Instant Gallery and Critique
7. DVD Stuart Batty and Mike Mahoney Two Ways to Make a Bowl
8. DVD AAW Woodturning: Fundamentals of Sharpening
9. CD AAW American Woodturning 1986-1993 Volumes 1-8
10. CD AAW American Woodturning 1994-2001 Volumes 9-16
11. DVD Del Stubbs (Recovered classic 1985 video tape)
12. DVD Alan Lacer The Skew Chisel
13. DVD The International Turning Exchange 2006

#### **Books**

1. Turning Bowls by Richard Raffin 2002
2. Hand or Simple Turning: Principles and Practice, Holtzappfel
3. Principles and Practice of Ornamental or complex Turning, Holtzappfel
4. The Practical Woodturner, F. Pain
5. Woodturning in Pictures, Bruce Boulter
6. Woodturning Techniques, W.J.Wooldridge
7. 500 Wood Bowls
8. Rude Osolnick: A life turning wood
9. The Art of Turned-Wood Bowls by Edward Jacobson
10. Mark Lindquist, Revolutions in wood, by Robert Hobbs
11. Lathe-Turned Objects, from The Wood Turning Center
12. Re: Turning, Works by Stephen Hogbin
13. Put A Lid on It: Containing Human Experience, AAW
14. Turning 20 – Still Evolving, AAW

## Lending Library (Clif Poodry)

(Continued from page 10)

15. Step Up to the Plate, AAW

### Magazines

1. American Woodturner 2002
2. American Woodturner 2003
3. American Woodturner 2004
4. American Woodturner 2005
5. American Woodturner Winter 2006 - Spring 2007
6. Woodturning Design Spring 2004 - Spring 2006



## Enter the MCW Chapter - Logo Selection Contest

**Create a logo design for MCW!**

**Make several.**

**Just the sketch of an idea is sufficient.**

**Bring it to our April 12 meeting.**

**Members vote on the preferred design.**

**Your design could be MCW's future image!**

## Treasurer's Financial Report (Doug Pearson)

We currently have \$911.52 in the bank.

## Group Buys (Arthur Mensch)

If you have any suggestions for types of items (sandpaper, superglue, log sealer, etc.) that you would be interested in, please let Art Mensch know.

## Recognition and Thanks



How to Contact Us at The Woodworkers Club?	
4950 Wyacoada Road Rockville, MD 20852 Phone: 301-984-9033 Fax: 301-984-8125	Hours of Operation Monday - Friday 10:00 am - 9:00 pm Saturday 10:00 am - 6:00 pm Sunday 10:00 am - 5:00 pm
email: <a href="mailto:woodworkersclub@verizon.net">woodworkersclub@verizon.net</a>	

*... continued thanks to  
Nick Suttora, owner of the  
Rockville Woodworkers Club...*





## Al Dickenson Creations



### Member Profile—Al Dickenson (by Clif Poody)

Once again, being the caretaker of the club's lending library has given me an unexpected reward. I got to meet and see some of the work of one of our members who has been turning for many years.

Al Dickenson's very enthusiastic, wood-loving daughter, Linda, called me to offer some of his turning books for our club library and also to see some of his creations. So I paid them a visit. Al Dickinson is a member of AAW, so Phil included him in the initial mailing to potential MCW members. He joined our club even knowing that he would not often get to our meetings. He has dozens and dozens of his bowls on display on shelves, in cabinets and on the table top. He has turned bowls from roots, from branches, from spalted wood and some pretty punky wood from about every species that grows in our area. I gather he has never met a piece of wood that he wouldn't at least give a try at turning. He has done some segmented turning, some open forms and closed forms. The range of shapes and sizes is awesome.



What is even more amazing is that all this he has done on a lathe that he reconfigured himself from an old metal lathe. It has no chucks. All of his work is glued to his small face plate. His tools are all home made. I hope that Al will be able to make some of our meetings and share some tips with the group.

For those of us who were introduced to turning in the 90s or later, it may be difficult to imagine how the high quality work of the past couple of centuries was done without variable speed lathes, self centering chucks and super cryo-metal tools. Three of the books Al donated are reprints of classics. This weekend I read most of *The Practical Wood Turner*, by F. Pain written in 1956. It will take far more than a weekend to get through *Hand or Simple Turning: Principles and Practice* by John Jacob Holtzapffel originally published in 1881 or *The Principles & Practice of Ornamental or Complex Turning* by Holtzapffel written in 1884. Two other books Al also donated are *Woodturning in pictures* by Bruce Boulder (1983) and *Woodturning Techniques* by W.J. Wooldridge (1982).

## Turnit - an Email Group for Maryland AAW Chapter Members

Chuck Aaron, a member of Chesapeake Woodturners (CW) in Annapolis, originally created Turnit as an email group for the exclusive use and access by CW chapter members to request answers to problems from each other, to provide information about available wood, and even turning-related classified items to buy and sell, etc. While not extremely active, it has had some good content. Chuck has now expanded eligible participants to all members of woodturning chapters in Maryland. As of February 26th, there were 25 members on the list from the turning chapters in Annapolis, Baltimore, Montgomery County, and Frederick.

To join Turnit you will first need to establish a Yahoo email address/account. A basic Yahoo account is free with no spam or solicitations sent. Go to [www.groups.yahoo.com](http://www.groups.yahoo.com) to obtain an email address/account. Once you have a Yahoo email id, there are two options to request actual access to the Turnit email group:

1. Within the MCW site, scroll down to the bottom of the Home page and click on Yahoo Groups in the Turnit subscription box.
2. Within [www.groups.yahoo.com](http://www.groups.yahoo.com), search on "TurnIt" and request membership.

Once you have requested membership, you will be approved and notified if you are a member of MCW or of one of the other Maryland area woodturning chapters.

Once you are approved and have access to the Turnit email group, you can either elect to receive an email whenever new entries are posted by anyone within the group or you can periodically browse Turnit directly on the Yahoo group site.

### How Turnit Works

- Whenever anyone sends an email or replies to the Turnit email address, Yahoo immediately redistributes it to the members according to their preferences. There is an archive of all messages so it is possible to read (and search) all of previous messages.
- This is a closed email group, so no one else has access to the emails, addresses, or any other information. It is very secure and there is no spam. It is free. This is a moderated, private group so messages are only shared among the members.
- In addition to the message functions, such content as photos, a common calendar, interesting web links, and/or a database of information could be supported for group members.

If you have questions or ideas, you can reach Chuck Aaron at 1-410-730-8678, at [chuckaaron@consultpsg.com](mailto:chuckaaron@consultpsg.com), or reach him on the Yahoo group site after your registration is accepted.

## Conferences

While the 2007 AAW Symposium in Portland, OR is too far away for most of us, if you are interested, registration is \$275 up to May 15th and can be done on line at: <http://www.woodturner.org/sym/reg/default.asp?tE=1> After that it goes up by \$50.

If you long for a symposium a bit closer to home, check out the Yankee Woodturning Symposium in Middletown, CT, June 1-3, 2007. See: [www.yankeewoodturningsymposium.org/index.html](http://www.yankeewoodturningsymposium.org/index.html)

Also see Turning Southern Style XIII, that will be held at the Unicoi State Park and Lodge near Helen, Georgia on September 14-16, 2007. See [www.gawoodturner.org/symposium.shtml](http://www.gawoodturner.org/symposium.shtml) for details.

**YMMV** (Gary Guenther) *Tips Hints Ideas Clues*

YMMV is your forum to share pointers, suggestions, scoops, instructions, buzz, and advice on woodturning-related topics with each other. This is your Newsletter -- participation is invited. Feedback from previous tips is welcome. Please send your entries to [yymv.mcw@att.net](mailto:yymv.mcw@att.net).

Entries may be as email with attached photos, or as an attached MS Word document. Photographs are strongly encouraged. Please send jpeg's compressed to no more than 120 KB in size. (If you need it, there is a photo resizer on the Web Site Classified Ad Submission page.)

Always use common sense. Things that work in one situation may not work in another. Follow all Safety Rules. If it feels wrong, it probably is; stop and re-think. *Your Mileage May Vary!*

**Tip #1 - Tool Holder**

Finding a way to present your tools in a handy holder close to the lathe is a challenge with as many solutions as there are turners.

For my Jet 1236, I saw an opportunity and used it. The Jet has a short piece of bed on the left side of the rotating head stock for the banjo. If you use the head in the "normal" position, the detent knob acts as a handy block above the bed to provide a mounting function for a tool holder board. See attached pic.

I store the tool holder under the lathe and put it into place for use. The gap under the rails wasn't exactly the right thickness, so I shimmed the board with a thin piece of particle board.

This is an old photo. I have a lot more tools now, so I also have a lot of pieces stored in holes in that board under the lathe (on which the chuck is sitting). The screwdriver is a home-made thin parting tool. I love turning outside. The lathe is on wheels which raises it to the right height for me and makes it portable. I can pile on sand bags if I need extra weight. And yes, most of that old wood pile went into recycling. I've learned better preservation methods.

**Mentor Program** (Donald Couchman)

# Become a Mentor!



## The AAW Lathe Safety Guidelines (AAW website)

1. Safe, effective use of a wood lathe requires study and knowledge of procedures for using this tool. Read and thoroughly understand the label warnings on the lathe and in the owner's/operator's manual.
2. Always wear safety goggles or safety glasses that include side protectors and a full face shield when needed. Wood dust can be harmful to your respiratory system. Use a dust mask or helmet and proper ventilation (dust collection system) in dusty work conditions. Wear hearing protection during extended periods of operation.
3. Tie back long hair, do not wear gloves, loose clothing, jewelry or any dangling objects that may catch in rotating parts or accessories.
4. Check the owner/operator's manual for proper speed recommendations. Use slower speeds for larger diameter or rough pieces and increased speed for smaller diameters and pieces that are balanced. If the lathe is shaking or vibrating, lower the speed. If the work piece vibrates, always stop the machine to check the reason.
5. Make certain that the belt guard or cover is in place. Check that all clamping devices (locks), such as on the tailstock and toolrest are tight.
6. Rotate your work piece by hand to make sure it clears the toolrest and bed before turning the lathe "on". Be sure that the work piece turns freely and is firmly mounted. It is always safest to turn the lathe "off" before adjusting the tool rest.
7. Exercise caution when using stock with cracks, splits, checks, bark, knots, irregular shapes or protuberances.
8. Hold turning tools securely on the toolrest and hold the tool in a controlled but comfortable manner. Always use a slower speed when starting until the work piece is balanced. This helps avoid the possibility of an unbalanced piece jumping out of the lathe and striking the operator.
9. When running a lathe in reverse, it is possible for a chuck or faceplate to unscrew unless it is securely tightened on the lathe spindle.
10. Know your capabilities and limits. An experienced woodturner may be capable of techniques and procedures not recommended for beginning turners.
11. When using a faceplate, be certain the work piece is solidly mounted. When turning between centers, be certain the work piece is secure.
12. Always remove the toolrest before sanding or polishing operations.
13. Don't overreach, keep proper footing and balance at all times.
14. Keep lathe in good repair. Check for damaged parts, alignment, binding of moving parts and other conditions that may affect its operation.
15. Keep tools sharp and clean for better and safer performance. Don't force a dull tool. Don't use a tool for a purpose not intended. Keep tools out of reach of children.
16. Consider your work environment. Don't use lathe in damp or wet locations. Do not use in presence of flammable liquids or gases. Keep work area well lit.
17. Stay alert. Watch what you are doing, use common sense. Don't operate tool when you are tired or under the influence of drugs or alcohol.
18. Guard against electric shock. Inspect electric cords for damage. Avoid the use of extension cords.
19. Remove chuck keys and adjusting wrenches. Form a habit of checking for these before switching on the lathe.
20. Never leave the lathe running unattended. Turn power off. Don't leave the lathe until it comes to a complete stop.

## Montgomery County Woodturners Newsletter

Newsletter Editor:  
Bert Bleckwenn  
Phone: 301-718-1850  
email: [bableck@gmail.com](mailto:bableck@gmail.com)

Montgomery County Woodturners -  
A local chapter of the American  
Association of Woodturners (AAW)



## Next Meeting

Date: Thursday, April 12, 2007

Time: 7:00-9:00 PM

Location: Woodworkers Club  
4950 Wyaconda Road  
Rockville, MD 20853  
Phone: (301) 984-9033

Program: **Surface Treatments**  
by Ed Karch

We're on the Web at:

[www.montgomerycountywoodturners.org](http://www.montgomerycountywoodturners.org)

## MCW Contact Information

### Officers

President	Phil Brown	<a href="mailto:philbrown@comcast.net">philbrown@comcast.net</a>	301-767-9863
Vice President	Clif Poodry	<a href="mailto:cpoodry@aol.com">cpoodry@aol.com</a>	301-530-4501
Program Chair	Eliot Feldman	<a href="mailto:eliot@mathtechinc.com">eliot@mathtechinc.com</a>	301-493-9666
Secretary	Gary Guenther	<a href="mailto:gary.guenther@att.net">gary.guenther@att.net</a>	301-384-7594
Membership	Stuart Glickman	<a href="mailto:sglickman@compuserve.com">sglickman@compuserve.com</a>	301-279-2355
Treasurer	Doug Pearson	<a href="mailto:dspearson@verizon.net">dspearson@verizon.net</a>	301-229-6395
Newsletter Editor	Bert Bleckwenn	<a href="mailto:bableck@gmail.com">bableck@gmail.com</a>	301-718-1850

### Volunteers

Mentor Program	Donald Couchman	<a href="mailto:bigcouch@aol.com">bigcouch@aol.com</a>	301-963-6770
Group Buys	Arthur Mensch	<a href="mailto:jamensch@aol.com">jamensch@aol.com</a>	301-840-9378
Web Master	Doug Pearson	<a href="mailto:dspearson@verizon.net">dspearson@verizon.net</a>	301-229-6395
Lending Library	Clif Poodry	<a href="mailto:cpoodry@aol.com">cpoodry@aol.com</a>	301-530-4501
Photographer	Mike Vore	<a href="mailto:mike@verizon.net">mike@verizon.net</a>	410-992-4953

YMMV Submissions [ymmv.mcw@att.net](mailto:ymmv.mcw@att.net)