

Vol. 2012, Issue 10

October 2012

Montgomery County Woodturners

<http://montgomerycountywoodturners.org>

Page 1

Next Meeting and Demonstration (Gary Guenther)

There are TWO meetings in October

ONE - DEMO ONLY by Ernie Conover on Thursday October 11, 2012

TWO - Meeting / Demo by Laim O'Neil on Thursday October 18, 2012

Time and Location for both are the same

Time: 7:00-9:30 PM

Location: Woodworkers Club
4950 Wyaconda Road
Rockville, MD 20853
(301) 984-9033

Agenda for October 11, 2012

6:45 -7:00 PM Bring a chair, if you wish... be sure to wear your name tag... meet and greet other members...

7:00 -9:30 PM **Program** Ernie Conover - Sharpening and Jam Chucking

Agenda for October 18, 2012 is the same as Our Typical Meeting / Demo

October Programs - Ernie Conover and Liam O'Neill

October 2012 – Opportunity knocks – Two Demos in two weeks

We have the privilege and honor of hosting *two* of the acknowledged masters of woodturning in two consecutive weeks in October



Ernie Conover

and



Liam O'Neill

Remember, you promised to come to *both* programs.



October Program ONE- Ernie Conover (cont.)

• October 11, 2012 – Ernie Conover – I) Sharpening and II) Jam Chucking

This is the date when we would normally meet, but this will be a demonstration only, not a full meeting. There will be NO business meeting or Show & Tell. Feel free to bring wood for the Silent Auction. The regular meeting this month will be held the next week.



If you're a woodturner, you've likely heard the name Ernie Conover. Ernie is a well-known author in the woodworking field with ten books, many videos, and hundreds of articles to his credit. Books include *Turning for Furniture* (1996), *Turn a Bowl with Ernie Conover* (2000), *The Lathe Book: 2nd Edition* (2001), and *The Frugal Woodturner* (2010). The latter, in which he shares his knowledge of setting up and maintaining a personal woodturning shop affordably, at three different budget levels, is getting excellent reviews online.



Ernie is one of the founders of the AAW and coordinator of its first Symposium. He is a long-time contributor to *Fine Woodworking*, a furniture maker, and a tool aficionado. He and his father designed and marketed the Conover lathe “because we didn’t like the ones we could buy.” His work has received numerous awards and has been the subject of several one-man shows. He lectures widely for clubs, trade show groups, and woodworking stores. Ernie and his wife, Susan, run Conover Workshops, a craft school where he teaches woodworking and woodturning courses, and she teaches fiber arts classes (www.conoverworkshops.com).



For his two-part demonstration, Ernie will first discuss and demonstrate sharpening techniques, including how to (re)shape new tools. Bring in your tools, and he will work with them. Then he will discuss the subtleties of jam chucking and showcase various techniques and methods as he turns a box. Don’t miss this master at work.


There will be a \$10 demo fee.

• **OCTOBER PROGRAM - TWO October 18, 2012 - Liam O'Neill – I) Turning a Bowl with a Unique Rim ...and... II) Attaching a Chain Saw to your Lathe**

Note that this meeting is one week after our normal meeting date, to accommodate Liam's travel schedule. This will be our normal, complete meeting for the month.

David Ellsworth says: "*Liam O'Neill is one of the great studio woodturners from Ireland. He specializes in decorative open bowls and turned outdoor sculpture, and is the author of the classic 'Irish grind' bowl gouge. His vast knowledge and experience, plus his natural sense of Irish humor, have made him one of the top demonstrators since he first came to America back in the mid-1980s.*"

That statement alone is really all you *need* to know, but perhaps you *want* to know more... Liam O'Neill is one of the true legends in woodturning. He will be visiting from his workshop in County Galway, Ireland. He has been a professional turner and teacher since completing his apprenticeship in 1972. Liam is the "Irish" in the "Irish Grind" for bowl gouges, which design variation he introduced to people like David Ellsworth in 1982.



In 1983, he was a founder of the Irish Woodturners Guild, the world's first national woodturning organization. In that time frame, he won several national First Prizes for his woodturnings and also a scholarship to travel to the U.S.A. to study advanced woodturning with leading American Woodturners such as Bob Stocksdale and David Ellsworth. While here in 1985-86, he became a Founding Member of the AAW. He taught at Arrowmont for ten years. His work is owned internationally by such as H.M. Queen Elizabeth II and the Emperor of Japan, among many, and included in a number of important collections in the U.S., including the Masons' and the Waterburys'. Examples of his work have been presented to leading world figures as gifts from the Irish Government.

Liam is a master craftsman and wood artist with a unique understanding of his medium. In 2002 he decided to remain in Ireland in order to concentrate on the development of large, sculptural turnings for outdoor display in parks and gardens. He has been developing this art ever since, and has made a name for himself as a sculptor using turning technology as an important part of the making process. He has specially designed and built a large, outdoor lathe with a concrete headstock sporting a 2.5" spindle, a nearly 6-foot swing, a 12-hp motor, an integrally mounted chainsaw, and a gantry for lifting logs into place! Despite his success with these innovative sculptural pieces, Liam still views himself as primarily a production woodturner. Making functional, yet beautiful bowls and other useful items still takes up much of his time, as does the creation of more-decorative hollow vessels. He still derives great satisfaction from the practice of the basic skills of his trade. See all about his interesting career and works, large and small, at www.liamoneill.com.



Liam's demonstration for MCW will consist of two parts. First he will turn a bowl with a signature rim including undercutting and beads or grooves. Second, he will show how he attaches an electric chain saw to the lathe and will show us how it works for several different cuts.

Please join us for this opportunity to see one of the internationally-famed woodturning "greats". There will be a \$10 demo fee.

Special Points of Interest:

- Montgomery County Fair

Inside this Issue:

Meeting & Demo	1, 2
General Announcements	3
President Perspective	4
August Mtg. Minutes	5
Member News	6,7
Exhibiting At The County Fair	8
Mont. County Fair	9-11
Future Meetings and Schedule	12,13
Meetings and Skills Enhancement	14
Membership and Member Discounts	15
Chapter Contacts	16

GENERAL ANOUNCEMENTS

MCW Skills Enhancement Program (Bert Bleckwenn)

The next Skills Enhancement session will be held on Sunday, October 14, 2012 from 10:00am – 1:00pm in the Shop of the Woodworkers Club. Please register with Bert Bleckwenn (bableck@gmail.com) before or at the next MCW meeting. A minimum of two participants is required, otherwise, the session will be cancelled. Remember, you must be an active AAW member in order to participate in the Skills Enhancement Program.

MCW Picasa Picture Gallery

Pictures from last month's meeting which includes the S&T Gallery, Meeting Highlights and the featured Demonstration can be found on the MCW Picasa website at:

<https://picasaweb.google.com/montgomerycountywoodturners/MCWSept12Meeting>
<https://picasaweb.google.com/montgomerycountywoodturners/MCWSept12Gallery>
<https://picasaweb.google.com/montgomerycountywoodturners/MCWSept12Program>

Treasury Report, September 24, 2012

August Income:

Silent auction	\$ 23
Total income	\$ 23

August Expenses:

Library Expense	15
Total Expenses	15

Total funds available \$1,113.43

President's Perspective (Tim Aley)

Why do I go to MCW meetings? I go to get inspired by the demo, meet some friends, and maybe get a deal at the auction table. But what to do the other 30 days? I have been using online social media for my woodturning for years and it has also been inspiring and beneficial, all while sitting on the couch. I am a member of [AAW](#), WOW, and [Woodcentral](#). They all allow you to share photos and have (or just read) discussions with woodturners from around the world. I subscribe to the [e-zine](#) that put me in print because they had stories on woodturners. I follow woodturners and woodturning related companies on Facebook and Twitter. I recently replied to a Facebook post where Nova Woodworking was giving away a [few packages of bumpers](#) for their cole jaws, and I happened to get one free. I also subscribe to about 50 woodturner blogs; some are active and some not, but when there is a post it shows up in my feed. Social media has also given me a chance to make a piece from [Vicky Jordan's tree](#).



This past month I have been trying a different social networking, I made it to three of our local clubs for the first time: [CAW](#), [Mid-MD](#), and [Chesapeake](#). I went to be inspired, promote MCW, and learn about how other clubs are run. All three had completely different programs and my first impressions were that they all have different personalities and seem to support members differently. Mid Md is a social mid-week club that is small but growing. Chesapeake and CAW are well established with all day Saturday demos, often with classes on Fridays. Everyone was friendly and I had a great time at all of them. There are many ways you can keep your woodturning networked all month long. You can drive for hours on the road or on the couch, but just don't forget to take the inspiration to the shop!

MCW Meeting Minutes – September 6, 2012 (Tim Aley)

September 6, 2012

At 7:10 President Tim Aley called the meeting to order and welcomed 26 members to the first annual pot luck.

We still have a big need for volunteers to step up. If you have an interest in the positions: Vice President, Program Chair, and Membership.

Please contact Tim Aley (taley16922@aol.com) or

Phil Brown (philfbrown@comcast.net)

Please submit newsletter stories to Mark Verna this month by 28th.

The October meeting will be at a special day, October 18th with Liam O'Neill. Our normal meeting date will be a special demo, October 11th with Ernie Connover

November challenge will be to bring something with color.

Program Chair Gary Guenther gave updates for November meeting and stated that we didn't have anything yet and professional photographer Mike Colella offered to do a demo on photographing your work. Gary said that December program would be Steve Antonucci – Making a hook tool and then using it.

Gary Guenther also asked about the January meeting and if we want to continue our Critique. After a discussion it was determined that the people critiquing should include actual critique and possibly members of other woodturners groups.

Woodworker's Club move is in limbo and on hold.

AAW put out a new Brochure and was displayed. AAW members are reminded to vote!

September MCW Skill Enhancement is Friday Sept 7th 10-1 Bert Bleckwenn commented that we have 3.

Bert Bleckwenn gave a recap of the MOCO Ag Fair and thanked everyone. He also gave details on carving classes going to be run at the WWC in March.

The wood exchange with the Florida Gold Coast Woodturner's Club is in limbo since our contact was in the hospital.

Don Van Ryk gave an update on Wounded Warrior Project that they had 7 warriors there this month. It is the Last Friday of the month contact Don Van Ryk (dvanryk@aol.com) for more info.

Dale Larson bowl is here on display.

Steve Drake said that he would be sending out another Beginner's Corner survey. He also stated that he has access to a large white oak coming down.

The Show and Tell table was checked in by Richard Webster, photographed by Mike Colella and trucked back and forth by Hal Burdette.

The 3 Silent Auction tables were filled with woods of many types from many generous members.

Clif Poodry ran the Show and Tell table.

Gary Guenther presented Safety, Jigs, and Tips.

News about our Members (Phil Brown)

Phil Brown showed his collection, discussed our field, and provided a wood turning demonstration on his driveway to a group of Brandise University alumni. **Phil** attended the *2012 FORUM* of Collectors of Wood Art in Little Rock, AK, September 28th and 29th, which included a half-day visit to Robin and John Horn's incredible home and wood collection. If you are unaware of CWA, check out their web site: collectorsofwoodart.org/home

Jack Enders agreed to be MCW Secretary, which primarily involves preparing business meeting minutes for the newsletter. Jack requested help of an assistant secretary to edit his work and to cover in the event he missed a meeting.

Ed Karch and **David Fry** were each invited to lend one turned piece for the *Turned & Burt* exhibit in wall cases outside the Brady Gallery at George Washington University, from October 8th to December 21st. The opening reception is Monday October 8th from 5 to 7 PM. This is an unusual exhibit of pre-Columbian objects and turned wood, primarily wood pieces donated by Jane and Arthur Mason several years ago. This GW Media and Public Affairs Building at 805 21st Street NW is open 7 AM to 10 PM, Monday to Friday.



Box Elder - David Fry



Turtle Bowl - Ed Karch

On Saturdays beginning at 10 AM, **Clif Poodry** teaches *Advanced Bowl Turning* on October 27-28th, and *Introduction to the Lathe* on November 3rd at the Woodworkers Club. To register, call 301-984-9033, or go to classes at: <http://woodworkersclub.com>

Fall Woodturning Workshops at Mark Supik & Co.

Tools, materials, lunch and great donuts included in class costs.

20% discount for members of AAW and local woodturning clubs.

For Dates, Location and Class Cost -- GO TO www.marksupikco.com 410-732-8414

Don't be shy! Promote yourself. Tell us about your woodturning activities in the MCW Newsletter. Send your information by the 27th of the month to Phil Brown, philf-brown@comcast.net, or call 301-767-9863.

Woodturning News (Phil Brown)

At the Renwick Gallery

Turned wood vessels are currently on both the first and second floors of the Renwick Gallery, 17th and Pennsylvania Avenue, NW, Washington DC. On the first floor, Matt Moulthrop has his traditional hollow form vessel in the exhibit *40 Under 40: Craft Futures*, which features forty artists born since 1972. Featured from the permanent collection on the second floor is *Bound Vase* by Michelle Holzapfel, *Lady Lace with New Shoes* by Frank Cummings, *Hackberry Spheroid* by Ed Moulthrop (Matt's grandfather and turning teacher), and *Hopi Bowl* by Melvin Lindquist (Mark's father).

Philadelphia Museum of Art Craft Show

Plan a vacation weekend in Philadelphia over the November 9 to 11 weekend and take in the 38th Annual Craft Show. For a list of wood exhibitors, including turners, see: pmacraftshow.org/artists-wood/. Craft related galleries to visit in Philadelphia include The Center for Art in Wood, www.centerforartinwood.org/; Snyderman-Works Gallery, www.snyderman-works.com/; Moderne Gallery, www.modernegallery.com/; and Wexler Gallery, www.wexlergallery.com/.

Call for Entries to Local Juried Retail Show

The Northern Virginia Fine Arts Festival is produced annually by the Greater Reston Arts Center (GRACE) and showcases the best contemporary fine art and craft from around the country. This Festival is held in the streets of Reston Town Center on May 17, 18 and 19, 2013. Applications will be accepted until November 30, 2012. For information and application procedure, visit:

http://www.juriedartservices.com/index.php?content=event_info&event_id=574&a

TURNED AND BURNT

Pre-Columbian Artifacts and Wood-turned Vessels



LUTHER W. BRADY ART GALLERY
2ND FLOOR CASES

OCTOBER 8 - DECEMBER 21, 2012

Building Hours: Monday - Friday 7:00 a.m. to 10:00 p.m.

**OPENING RECEPTION:
OCTOBER 8, 2012, 5:00 TO 7:00 P.M.**

Luther W. Brady Art Gallery • Media and Public Affairs Building
805 21st Street, NW • Washington, DC 20052
Foggy Bottom-GWU Metro Station (Blue/Orange lines)
(202) 994-1525 • <http://www.gwu.edu/~bradyart>

facebook.com/BradyGallery @BradyGallery

Co-sponsored by the GW Office of Sustainability

THE GEORGE
WASHINGTON
UNIVERSITY
WASHINGTON, DC

Future Meetings (Gary Guenther)

Suggestions for Future Meetings are Welcome!

Because of cooperation with Chesapeake, CAW, and the Woodworkers Club, we have a truly outstanding set of programs planned for the remainder of 2012. Please review the following.

October 2012 – Opportunity knocks – Two Demonstrations in two weeks

We have the privilege and honor of hosting *two* of the acknowledged masters of woodturning in two consecutive weeks in October. The first is a stand-alone demonstration, and the second is with a regular meeting. Remember, you promised to come to *both* programs.

• October 11, 2012 – Ernie Conover – I) Sharpening and II) Jam Chucking

This will be a demonstration only, not a full meeting. There will be NO business meeting or Show & Tell. Feel free to bring items for the Silent Auction. This is the date when we would normally meet. The regular meeting for this month will, however, be held the next week.

See Page 1 for details. There will be a \$10 demo fee.

• October 18, 2012 - Liam O'Neill – I) Unique bowl rim and II) Chainsaw on the lathe

Note that this meeting is one week after our normal meeting date, to accommodate Liam's travel schedule. This will be our normal, complete meeting for the month.

See Page 1 for details. There will be a \$10 demo fee.

• November 8, 2012 – Michael Colella – Photographing our woodturnings

We often either need or want to show our woodturnings to other people via a photograph or to share them online -- for fun or for profit. We spend many hours to get the piece just right. Does your photograph depict the results of all that hard work in the best light? Sadly, often it doesn't. Once the piece is sold or gifted, all you have left of it is the photo. "Quick" photography has become very easy, but it rarely yields the desired result. Backgrounds and lighting are very important; camera settings and the orientation of the piece are critical. Taking a photograph of your work that represents it properly to your recipient, or for your files, is not hard, but it takes a little thought and practice and a minimal setup that is not hard to create. Mike will tell us how to do it.

Mike Colella does a terrific job photographing our Show&Tell Gallery each month. Mike started photography as a hobby in 1971 and did his first wedding the following year. By 1974, weddings, portraits, and commercial jobs started to fill all his free time. In 1981 he left his job to do photography full time and has been actively shooting ever since. He has photographed around the world both for fun and on assignment, for presidents and even for a Saint. In 2000 he made the switch to the digital world and bought his last roll of film two years later. He has recently partnered with his son to form *Colella Digital*, and they have added film production to their list of services.

For our Program, Mike will show some of his past work as an introduction and then proceed to give us pointers on how we can obtain good photos with the equipment we already own, as well as some insight into the pro-level techniques he uses to make great photos.

• December 6, 2012 – Steve Antonucci – Making a hook tool and then using it

Steven Antonucci lives in Sussex County, NJ and has taught beginning woodturning at Peters Valley Craft Center for the past three years. His passion for creating turned wooden objects inspires his students to jump into the vortex. Steve is well known for his variety of hollow vessels. Steve's work, "Three Views on Elm Burl", appeared in the AAW "Rounding the Four Corners" exhibit in St. Paul, and he had a piece selected for critique from the Totally Turning Instant Gallery. He will be demonstrating this fall at the Wisconsin Woodturning Expo. He exhibits at the Sally D. Francisco Gallery at Peters Valley, and you can see some of his work in his [AAW photo gallery](#).

Future Meetings (Gary Guenther)

Steve is active on the WoodCentral online forum, which is where I initially met him. He frequently travels to the DC area as part of his IT job. An engineer and technologist at heart, Steve's attention to technical details is notable. He finds time not only for woodturning, but also for kumihimo (a form of Japanese braiding using a turned wooden marudai) and making chain mail (with a lathe!).

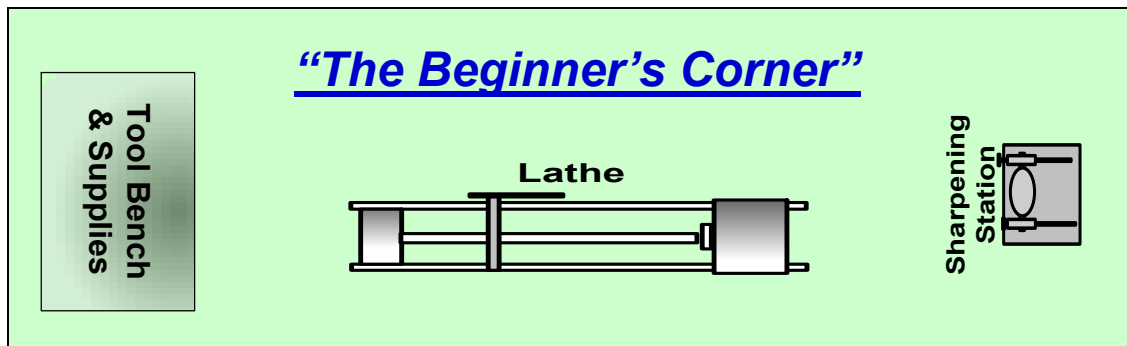
Hook tools have a long and distinguished history around the world for woodturning, but they are not used as much today in the U.S. as they could, and perhaps should be. A hook tool is ideal for cleanly cutting and hollowing end grain as well as side grain. Bowls made with self-powered lathes are traditionally made with hook tools (see www.woodcentral.com/woodworking/forum/turning.pl/md/read/id/459471/sbj/good-video-no-possible-commercial-aspects). Famed Georgia turner Ed Moulthrop used home-made hook tools to hollow his large vessels. Today, Andre Martel is well known for his use of hook tools, and he also sells a proprietary form he developed.

Steve is planning to demystify hook tools by creating a hook tool from scratch, on site, by forging and annealing the metal, shaping and sharpening it in his own unique manner, and adding a turned handle. He will briefly discuss its history, its international popularity, and demonstrate its use and cutting action on end grain, compared to alternatives. If there's time, perhaps we'll let some audience members come up and try it too. Steve will bring a few samples along with him to sell at a very low price. This is bound to be a very interesting and popular program – don't miss it. There will be a \$5 demo fee.

Please call Gary at 301-384-7594 with your ideas.

2012 Meeting Schedule		
January 12 <i>MCW Show & Tell</i>	February 9 <i>Selling Your Work</i>	March 15 <i>David Ellsworth</i>
April 12 <i>Mike Hosaluk</i>	May 10 <i>Alan Carter</i>	June 7 <i>David Reed Smith</i>
July 12 <i>Selling Your Work II</i>	August 9 <i>Mark Gardner</i>	September 6 <i>Jigs 'n' Tips, Safety, and Potluck Dinner</i>
October 11 <i>Ernie Conover</i>	October 18 <i>Liam O'Neill</i>	November 8 <i>Michael Colella</i>
December 6 <i>Steve Antonucci</i>		

The Beginner's Corner (Steve Drake)



WHAT TOOL DO I BUY NEXT?

For this survey, I asked three questions. 1) What other equipment do members have to complete their woodturner's shop, 2) What type of chuck do they use, and 3) Given that a beginning turner had the basics, what significant purchases would they recommend for a beginner with some extra cash and the desire to build a woodturning shop. Several people commented that a lathe and tools were really the only necessities but there are other tools can make the job easier.

Of the 13 responses, about half of the members have, for all practical purposes, a full woodworking shop. The rest appear to have focused more specifically on woodturning (or have not yet fully outfitted their shop). There is a common theme in terms of size and type of tools. This could be due to the standardization of these tools in the marketplace or due to the simple fact that these sizes are sufficient for doing most woodworking projects and hence are what everyone has or a combination of the two factors. The most common pieces of equipment are the band saw, the belt sander, the drill press, the miter saw, and the table saw. With the exception of one member with a 12" table saw, the table saws are universally 10" and the miter saws are 12". Drill presses range from 12" to 16" evenly with one member having a 22" drill press. Belt sanders range from 1" to 10" with 4" and 6" being the most common. The 1" belt sanders are more specialized of a tool and members that have a 1" belt sanders also have a 4" or 6" belt sander. The 14" band saw with a riser is the most common band saw but one member uses a 12" with a riser and two members have 16" or 19" band saws. Planers (12"-14") and joiners (6" with one 12") are also fairly common. Router/shapers are an interesting item in that if someone has one, they generally have more than one. Presumably, they have a hand router and a table router and perhaps some specialty routers. Spindle sanders are fairly rare with only 2 members having them. Most members prefer to use an adapter and their lathe for spindle sanding. Other tools that some members feel help them with their woodworking/woodturning are air compressors and vacuum pumps.

Dust collection equipment is a big item for most members. Almost everyone that has a full wood shop has some type of dust collection and most have more than one system. Among dust collectors, there are 2 cyclones with canister filters, 4 regular systems with canister filters and 2 regular systems with bag filters. Interestingly, both of the systems with bags are secondary systems for members that also have systems with canisters. There are also 7 people that use either respirators, air shields systems, or air filtration units.

Among the 13 members, there are 24 different chucks and they are divided into three separate groups. There are 10 chucks from Nova (G3, Supernova 2, others), 7 from Oneway (Stronghold, Talon, Oneway), and 7 from other sources (Barracuda, Vicmarc, "cheap Chinese", others).

The Beginner's Corner (Steve Drake)

WHAT TOOL DO I BUY NEXT?

On the question of what a beginner should buy to start expanding his or her shop, there is remarkable uniformity. The top three items are a good chuck, a band saw, and some type of dust collector and, combined, these three items represent 75% of the responses. The chuck tends to be a higher priority followed by the dust collector and the band saw tends to be a lower priority. After those three, a drill press is a distant fourth. Other items recommended include a belt sander, good lighting, good quality calipers, and a diamond hone. One member recommended the Rockler Dustright Vortex Dust Separator as being something that should be added in front of any shopvac-based dust collection system. Another member suggested that it would be better for a beginner to spend any extra money on classes and lessons to become a better turner instead of purchasing extra equipment. This has the advantage that once you have a better handle on what you want to turn, then you can start outfitting your shop for whatever is needed for your particular style of woodturning.

I also asked people what they had purchased that had not worked out well for them and got several interesting responses. Among the items that people regret purchasing are non-Wolverine sharpening jigs, the lathe dust hoods from PSI, and cheap gadgets. The feeling about gadgets is that if the item doesn't work, then the money is lost. If they do work, then they invariably get used and, being cheap, break. Either way, the money is lost. Two members said their biggest problems was buying tools or gadgets thinking they would use them someday and then never actually using them on a project.

I want to thank everyone that has helped me in writing this column for the past year. Of the 85 members, a dedicated 11 members have responded to over half of the surveys I have sent out and 34 members have answered an occasional survey. If you will recall, the first survey asked how long you had been turning. The dedicated 11 members averaged almost 14 years worth of experience while the members that answered a few surveys averaged less than 8 years of experience. This mirrors my experiences at the meetings where the more experienced members really do want to help the beginning turner. I recently had the experience of buying something from a woodturner in California and he shipped it to me without waiting for the check to clear. His comment was that he had never met a woodturner that wasn't a great person. That certainly rings true for our club and I want to thank everyone that has helped me and the rest of the beginners get started.

2012 Meeting and Skills Enhancement Capabilities & Schedule (Bert Bleckwenn)

Mark your calendars now so you can take advantage of our meetings and Skill Enhancement programs in 2012!

- **One week later than our normal schedule**

2012 MCW Meeting and Skills Enhancement Schedule			
Month	Meeting Date (7:00-9:00PM)	Skills Enhancement Day	Skills Enhancement Date (10:00AM-1:00PM)
February	Thursday, February 9, 2012	Sunday	Sunday, February 12, 2012
March	Thursday, March 15, 2012*	Friday	Friday, March 16, 2012
April	Thursday, April 12, 2012	Sunday	Sunday, April 15, 2012
May	Thursday, May 10, 2012	Friday	Friday, May 11, 2012
June	Thursday, June 7, 2012	Sunday	Sunday, June 10, 2012
July	Thursday, July 12, 2012	Friday	Friday, July 13, 2012
August	Thursday, August 9, 2012		No Date MC Fair
September	Thursday, September 6, 2012	Friday	Friday, September 7, 2012
October	Thursday, October 11, 2012	Sunday	Sunday, October 14, 2012
October*	Thursday, October 18, 2012		
November	Thursday, November 8, 2012	Friday	Friday, November 9, 2012
December	Thursday, December 6, 2012	Sunday	Sunday, December 9, 2012

* **October 18, 2012 - Liam O'Neill - Topics** First he will turn a bowl with a signature rim including undercutting and beads or grooves. Second, he will show how he attaches an electric chain saw to the lathe and will show us how it works for several different cuts.

Membership Application Form and Interest Profile

MCW Membership Application forms available at: <http://montgomerycountywoodturners.org/>

To become a member or renew, please print out, complete and either mail it or personally deliver it to Bill Autry along with a check for \$20.00, payable to Montgomery County Woodturners. New membership in the 2nd quarter is \$15, 3rd quarter \$10, and 4th quarter \$5. A Family membership is \$30.00/yr. Please ensure you include your email address, as all communications are electronic via our website and periodic email notifications.

Member Discount Program

EXOTIC LUMBER, INC. GAITHERSBURG, MARYLAND – exoticlumberinc.com

With over 130 species in stock, Exotic Lumber has one of the widest selections available on the East Coast. We offer a 10% discount to MCW members. We have warehouse locations in Gaithersburg and Annapolis, where you are welcome to select from our extensive selection of turning blocks.



HARDWOODS, INC. FREDERICK, MARYLAND – hardwoodsincorporated.com

10% off on all turning stock, lumber, moldings, finishes and hardware. 10% off on all Amana router bits and blades that list for \$75.00 and under and 20% off those that list for over \$75.00. 5% off all plywood and veneer products.



2SAND.COM – 2sand.com or call 800/516-7621

2Sand.com is a coated abrasive specialist focused on fast service and fair prices providing superior sanding discs, sandpaper sheets, and woodturning tools to woodshops. MCW Member Discount is 10% (discount code available in the restricted area of the MCW Website).



ROCKVILLE WOODWORKERS CLUB – woodworkersclub.com

MCW and other club members, remember to support the Woodworkers Club by purchasing turning supplies during our meetings and save 10% on the retail price.



CRAFT SUPPLIES USA – woodturnerscatalog.com

Club members can save 10% on all finishes & disc abrasives from Craft Supplies USA.

Just mention your club name and save, all year long. You can always see current club specials by clicking on the members login button on their homepage. New 15% specials are updated on the 1st of the month, which can be accessed on the link above and going to the club member login located at the lower right portion of the page.



HARTVILLE TOOL CLUB – hartvilletool.com

Members get a 15% discount, with MCW receiving a 3% rebate. If you have not signed up for this program, let Stan Wellborn know you want to do so. He will let Hartville know you are an MCW member and sign you up. Catalogs and ordering instructions are available at meetings.





Montgomery County Woodturners - A local chapter of the American Association of Woodturners (AAW)

MCW Contact Information

OFFICERS

President	Tim Aley
President Emeritus	Bill Long
Vice President	OPEN
Treasurer	Phil Brown
Program Chair	Gary Guenther
Membership	Bill Autry
Secretary	Jack Enders
Webmaster	Carl Powell
Newsletter Editor	Mark Verna

VOLUNTEERS

Web Albums	Tim Aley, Michael Colella
Show & Tell Recording	Richard Webster
Mentor Program	Donald Couchman
Gallery Photography	Hal Burdette, Michael Colella
Photography Assistant	Donald Van Ryk
Lending Library	Clif Poodry
Audio /Video	Mark Verna
Challenge Coordinator	Elliot Schantz
Wood Identification	Ed Karch
Candid Photography	Tim Aley, Stuart Glickman
Exhibit Committee	Phil Brown, Hal Burdette, Clif Poodry
Skills Enhancement Coordinator	Bert Bleckwenn, Bill Long
Warrior Support Program	Don Van Ryk
Clean-Up Committee	Jack Enders, Gary Nickerson, and Paul Simon