

MAY 2013

## Montgomery County Woodturners

<http://montgomerycountywoodturners.org>

### Next Meeting and Demonstration

The next meeting will be:

Date: **THURSDAY, May 9, 2013**

Time: 7:00-9:30 PM

Location: **NEW LOCATION**

**Woodworkers Club  
11910-L Parklawn Drive  
Rockville, MD 20853  
(301) 984-9033**

### Agenda

- 6:45 - 7:00 PM Bring a chair, if you wish... be sure to wear your name tag... meet and greet other members... register your items for Show & Tell with Richard Webster... bid on Silent Auction items... sign out and pay Cliff Poodry for videos from the club's Lending Library.
- 7:00 - 7:40 PM Business Meeting and Show & Tell
- 7:40 - 9:15 PM Program: **Phil Brown & Cliff Poodry Demonstrate Coring Bowl Blanks**
- 9:15 - 9:30 PM Pay for and retrieve your Silent Auction items, pack up. Put the lathe and space back in order.

### May Program -

The exceptional team of our very own members, Cliff and Phil, will demonstrate how to core a bowl blank. For those not familiar with this it is the simple method of cutting multiple bowls out of a single blank. Each will demo their own particular coring tool. Both the OneWay and the McNaughten systems will be shown, along with setting them up, choice of blanks and proper preparation of the blanks. This will be a very educational evening.



### Special Points of Interest:

- **MEMBERSHIP DUES**
- **Forest Friends Festival**

### Inside this Issue:

Meeting & Demo	1
General Announcements	2
President Perspective	3
Meeting Minutes	4-7
Member News	8-13
Forest Friends Festival	14
March Carving Demo	15-18
Future Meetings	19, 20
2013-14 Meetings and Skills Enhancement Schedule Future Meetings	21
Membership and Member Discounts	22
Chapter Contacts	23

## GENERAL ANOUNCEMENTS

### MCW Skills Enhancement Program (Bert Bleckwenn)

The next Skills Enhancement session will be held on Friday, May 10, 2013 from 10:00am – 1:00pm in the Shop of the Woodworkers Club. Please register with Bert Bleckwenn ([bableck@gmail.com](mailto:bableck@gmail.com)) before or at the next MCW meeting.

**Just a reminder that you must be an active AAW member in order to participate so that the AAW liability insurance covers you.**

### MCW Picasa Picture Gallery

Pictures from last month's meeting of our featured Demonstration and meeting can be found on the MCW Picasa website at:

#### APRIL PICTURE GALLERY

<https://picasaweb.google.com/106891946865477202075/MCWApril13Gallery>

#### APRIL MEETING PICTURES

<https://picasaweb.google.com/106891946865477202075/MCWApril13Meeting>

### Treasury Report, as of April 26, 2013

#### April Income:

Membership fees	\$150
Demo contributions	310
Silent auction	46
Name tag	<u>8</u>
Total income	514

#### April Expenses:

Demonstrator	\$300.00
Name tag	<u>8.00</u>
Total expenses	308.00

Total funds available \$ 2,433.57

## President's Perspective (Tim Aley)

President's Perspective.

Earth Day was April 21 and it got me thinking that woodturning is good for the earth. Most of us are always in search of free wood. What does that mean to the earth? It means that the tree didn't spend its life just to be a pile of mulch or a warm fire, but a fine bowl, hollow form, pepper grinder, or plate. This is not just a good use to prolong the long life of the tree but it is a symbol of what a great thing a tree is and all the beauty that is on the inside.

My daughter recently took a school field trip to plant chestnuts at a local farm that is trying to bring back the American chestnut tree. Later that week I got a message with the potential opportunity to get some free American chestnut wood to turn. In my response I mentioned my daughter's experience and got an email back from one of the local American Chestnut Foundation chapter members that they also sponsored the planting. This got me to check out their website <http://www.mdtacf.org/> and think that woodturners could do more to promote live trees and endangered trees. The Forest Friends Festival also promotes the wonder of trees and tree care.

Something is always attacking the good turning trees, whether borer, new strip mall, or blight. Many large and interesting tree varieties are becoming less available. Please take some time to help trees today, whether it is showing off the beauty of your wooden bowl, joining the American Chestnut Foundation, or watering your local street tree, so that we can enjoy trees tomorrow and our great grandchildren can enjoy them in the future.

Tim



## MCW Meeting Minutes – April, 10 2013 (Jack Enders)

### OPENING REMARKS:

President Tim Aley called the meeting to order at 7:00pm at the Woodworkers Club, with about 35 members present, with special thanks to the Woodworkers Club for the Appreciation Buffet before the meeting and for their generous provision of meeting space for our group.



### MEMBERS & GUESTS:

Tim welcomed members and guests.

Rebecca Meyerson, Bob and Matt Radtke, and Bill Casson are new members. Anyaja attended as a guest and enrollee in Mike Hosaluk's workshop currently at the WWC.

Reminded everyone to wear their name tags. "Permanent" wooden name tags are available also. Fill out a form at the meeting or check out <http://montgomerycountywoodturners.org/NameBadge.html>

Tim asked those who had not yet renewed their annual membership (\$20/year) to do so as soon as possible and pay their dues to Phil Brown ([philfbrown@comcast.net](mailto:philfbrown@comcast.net)). Phil also collected a \$10.00 fee for those who stayed for the demonstration program.

### ANNOUNCEMENTS AND UPDATES:

#### ED KARCH:

Tim announced that Ed Karch was in the hospital with a minor stroke and circulated a 'get well' card for members to sign and will send it to him.

#### MEMBERS' WORK PHOTO DISPLAY:

Tim called members' attention to the great electronic photo gallery display of MCW members' work that is located in the WWC Retail area, courtesy of Bert Bleckwenn's efforts.



#### NEWSLETTER:


Newsletter items and features are sought and always welcome from any member. Please consider sharing your experience(s) as you practice our art of woodturning, whether obtaining and identifying wood, overcoming challenges to technique or jig construction, etc. Members should submit their stories about their turning experiences and get them to Newsletter Editor Mark Verna ([mark.verna2@verizon.net](mailto:mark.verna2@verizon.net)).

Submissions are due in Mark's hands by April 27th for the next submission.

## MCW Meeting Minutes – March, 7 2012 (Jack Enders)

### WOODWORKERS CLUB APPRECIATION S FOR MCW MOVING SUPPORT:

Tim repeated his last month's appreciation to all members for their great support of the Woodworkers Club's move to this new facility and especially to Bert Bleckwenn for organizing and coordinating the massive effort that took place over two weeks' time from February 18-24. The Woodworkers Club Staff expressed their appreciation with a generous buffet for our members prior to the meeting. It was a sumptuous meal and enjoyed by all with good opportunities to visit and get to know one another better.



### FOREST FRIENDS FESTIVAL – BROOKSIDE NATURE CENTER:

Tim urged members to support and attend the Forest Friends Festival, that will take place at the Brookside Nature Center in Wheaton on Sunday April 28<sup>th</sup>, 11am to 4 pm.

Phil Brown reported on the planning development for this event:

We go to these events to have fun, promote woodturning, promote MCW, and promote yourself. You don't have to sell to turn at the event.

We will set up two lathes and a grinder under a canopy, much like we do at the Montgomery County Fair,

Two volunteers are needed for the 10:00 am to 12:30pm period,

One volunteer for the 12:30pm to 2:30 pm period,

One volunteer for the 2:30pm to 4:30 pm period.

A signup sheet is available on the member table at this meeting, or you can email Phil at [philfbrown@comcast.net](mailto:philfbrown@comcast.net).

### FUTURE MCW MEETING:

The May meeting will be an in-house meeting and Mike Colella is working on the program and will provide details via email to the members.

Tim proposed that the June meeting might feature members' "Rolling Pin Challenge" for Show and Tell. Feedback on the idea will be appreciated.

### OTHER EVENTS OF INTEREST TO MCW:

MCW will display at the Potomac County Library during the month of July. Phil Brown is coordinating and needs members' work submissions to be loaned at the June meeting. They will be returned to members at the August meeting.

Tim announced the availability of Arrowmont Brochures for those members who might be interested in their summer programs.

Member David Jacobowitz is getting out of woodworking and will have many tools and supplies available. Details on the process will be made available in the coming weeks.

## MCW Meeting Minutes – March, 7 2012 (Jack Enders)

### SKILLS ENHANCEMENT:

Bert Bleckwenn announced that the next Skills Enhancement session will take place at the WWC on Sunday April 14th, from 10am until 1pm. He has four members signed up so far, but the session can accommodate additional participants *[Skills Enhancement sessions are "open" turning opportunities to perfect one's skills and techniques with mentoring and a couple of members endorsed the usefulness of these sessions. Use of WWC lathes and supplies and tools by MCW are provided. They are held on one Friday or Sunday in alternate months. Participants must be active AAW members in order to participate and be covered by the AAW Liability Insurance Policy. The schedule is given on the MCW website.]* Contact Bert Bleckwenn for more details and to sign up for the March 15<sup>th</sup> session([bableck@gmail.com](mailto:bableck@gmail.com)).

### AMERICAN ASSOCIATION FOR WOODTURNING (AAW):

Members who have not yet joined AAW are urged to do so. Brochures are available at every MCW meeting. Among the many advantages in AAW membership is their excellent publication that features turning techniques and displayed turnings. The recent revisions to the group's liability insurance program covering chapters and AAW members who are demonstrating turning to the public is a valuable benefit.

### AAW ANNUAL SYMPOSIUM – TAMPA:

Tim reminded members that the AAW is offering a new opportunity for our chapters that meet within a 600-900 mile radius of Tampa to earn up to as many as three complimentary registrations in return for obtaining better than average attendance at the Symposium. If 8 of our members register by April 15<sup>th</sup>, the chapter will receive 1 free registration. At present, seven MCW members have signed up. We need at least one more to qualify for the award. Please e-mail Tim ([taley16922@aol.com](mailto:taley16922@aol.com)) ASAP if you plan to go.

### MCW WOUNDED WARRIOR UPDATE:

MCW Wounded Warriors monthly mentoring of our service people will take place this month on Friday April 26<sup>th</sup>, from 12:30pm to 2:30pm at the WWC.

Please note: Due to upcoming scheduling requirements, future sessions (from May 15 and beyond) will take place on the second Wednesday of each month.

Members interested in participating in this project should contact Don Van Ryk ([dvanryk@aol.com](mailto:dvanryk@aol.com)) to participate in this worthy program to teach the wounded veterans to turn.

## MCW Meeting Minutes – March, 7 2012 (Jack Enders)

### BRING BACK CHALLENGE:

The BringBack Challenge did not take place for this meeting but will be resumed at the May meeting, with Ed Karch's boxes as the donated item. *[Members are reminded that the monthly BringBack Challenge is a free raffle exchange wherein the winner of a donated piece is obliged to, in turn, furnish a donated turned object for raffling at the following meeting].*

### MISCELLANEOUS:

Bert Bleckwenn reminded members of the upcoming meeting of the Chesapeake Chapter SAPFM to be held at the Woodworkers Club on Saturday, April 13, from 9am-3pm. MCW members interested in period furniture are invited to attend. The April 13<sup>th</sup> Meeting will feature Steve Latta demonstrating Federal Period Inlay Techniques, some of which might be of interest to woodturning decoration. Contact Bert ([bableck@gmail.com](mailto:bableck@gmail.com)) for further information.

### SHOW AND TELL

Stan Wellborn presided over the Show and Tell session, introducing the following members with their items:

Bert Bleckwenn: Two work lamp holding workbench inserts...hard maple.

Tim Aley: Two box elder bowls finished with Bush Oil and Lacquer

Duane Schmidt: Natural Edge Cherry Bowl with Maple Splined Bottom, Mahogany Bowl from Ship's Railing piece bought at last month's Silent Auction...featured an embedded rusty bolt.

Bob Grundberg: Spalted Cherry Natural Edge Bowl, Persimmon Bowl.

Phil Brown: Red Cedar End Grain "Rings of Time" Vase, Spalted Maple End Grain Vase

Link: <https://picasaweb.google.com/106891946865477202075/MCWApril13Gallery>

### EVENING PROGRAM – MIKE HOSALUK – (SUMMARY)

Tim Aley announced the evening program, and introduced Mike Hosaluk. The MCW was especially pleased to welcome him back after his very popular demonstration and unusual wild creations last year. Mike was in town to teach another of his widely-acclaimed workshops at the WWC, and MCW was able to schedule him during this time for our monthly featured program and demonstration. Mike's easy-going style made him a pleasure to watch and learn from his techniques, tips and humorous anecdotes about the fun of creative turning. He featured several specific demos: traditional string thrown top, turning a ball, tooling that he prefers, turning a ladle (including work-holding jig), turning a box (with demo of re-shaping a cylindrical turning into a curved form), and turning knobs. Mike shared many practical tips about tool presentation to the work, glueing end-grain, using jamming techniques to achieve a friction fit, etc. Samples of some of his creative work were displayed in the meeting space, as were selected 'for sale' tooling that was featured in his demonstrations.

The assembled members were obviously well-pleased with the interesting and instructive program, giving Mike a rousing round of applause and peppering him with after-meeting Q&A.

## News about our Members (Phil Brown)

### Member News

**Phil Brown** and **Ed Grossman** participated as jurors on a committee for selecting woodturner Charles Faucher as the recipient for the *Excellence in Wood* award provided by Collectors of Wood Art at the Smithsonian Craft Show. Wood was well recognized at the show with Mike Shuler receiving bronze award and James Borden recognized as best new exhibitor.

**Phil Brown, Mike Colella** and possibly others have work juried into the Creative Crafts Council exhibition at Strathmore Mansion May 4 through June 15, 2013. The artist reception is May 16<sup>th</sup>. Unsold work must be picked up on June 17th. Images of Mike's pieces appear on the home and portfolio pages of the CCC website: <http://www.creativecraftscouncil.org/index.html>

**Clif Poodry** teaches *Beginning Bowl Turning* during the evenings of June 10-11, July 29-30, and August 27-28; and *Introduction to the Lathe* May 21-22, June 17-18, July 15-16, and August 12-13 at the Woodworkers Club. To register, call 301-984-9033, or go to classes at: <http://woodworkersclub.com/classes/> A minimum of three students are required to conduct a class.

**Mark Supik's** workshops at 1 N. Haven Street in Baltimore are:

The Right Start, Spindle Turning: 8:30 AM to 5:00 PM on Saturday, June 8<sup>th</sup>.

Bowl Turning: Sunday, June 9<sup>th</sup>.

Small class sizes and all skill levels welcome. All materials and lunch provided. Advanced turners, please let us know the specific skills you'd like to work on so that we can have the materials ready for you. There is always a 20% discount for AAW and local woodturning club members. Details are at: [www.marksupikco.com](http://www.marksupikco.com) (click on Get Schooled Here), or call 410-732-8414.

**Don't be shy! Promote yourself. Tell us about your woodturning activities in the MCW Newsletter. Send your information by the 25<sup>th</sup> of the month to Phil Brown, [philfbrown@comcast.net](mailto:philfbrown@comcast.net), or call 301-767-9863.**

## News about our Members (Phil Brown)

### Volunteers Needed for Demonstration at Brookside (cont.)

#### Library Exhibit

MCW will set up an exhibit of members work in the Potomac Public Library glass wall cases in July. Plan to bring up to four pieces of any size to our June meeting, and pick them up at the August or later meetings. Your pieces are displayed in locked glass cases, and are insured by the library. An information form for listing your pieces will be posted on the MCW web site and in the May and June newsletters. A volunteer to assist with setup and/or computer documentation would be appreciated.

#### Conservation Montgomery Big Tree Tour

Nearly everyone has a favorite tree. It may be very large or gnarled and full of character. What matters is that it inspires us. Joe Howard of the Montgomery County Forestry Board will lead us on a tour to visit some of these special trees that he thinks of as 'old friends' on Saturday May 18, 2013 from 9:00 AM to 12:30 PM EDT. Please bring a bag lunch and \$10.

Space is limited so register today at [BIG TREE TORU MAY 18, 2013](#)

The tour meeting place is the Board of Education Parking Lot, 850 Hungerford Drive, Rockville.

Look for Conservation Montgomery banner. You may also contact them at 240-793-4603 and at: [conservationmontgomery@live.com](mailto:conservationmontgomery@live.com)

#### Potomac Public Library Exhibit, July 2013

We will be receiving your loan of pieces at the June 6<sup>th</sup> meeting for the wall case exhibit at the Potomac Public Library on Glenolden Drive (one block north of River Road and east of Falls Road) on display during July 2013. Approximately 35 pieces of all sizes are welcome and needed, including wall hung or easel-mounted platters. Your phone number, but not prices, will be displayed. Any sale is directly between you and the interested buyer after the display is over. Pieces will be available for pickup at the MCW meeting on August 8<sup>th</sup>. We could use new pictures of members turning at the lathe for this exhibit - either an 8x10 print or a jpg file.

This information form is needed with your piece in order to prepare a label, an insurance list, and to plan for installation. Please bring your pieces in a box, or well wrapped for stacking if in a bag, with **your name on the container**.

## News about our Members (Phil Brown)

MCW Display Information for Potomac Public Library Exhibit, July 2013

Member Name \_\_\_\_\_

Piece #1:

Title or Name (if named) \_\_\_\_\_

Kind of wood(s), other materials & treatments (dye, burned, finish, etc.) \_\_\_\_\_

Size (height and diameter) \_\_\_\_\_ Insurance value \$ \_\_\_\_\_

Piece #2:

Title or Name (if named) \_\_\_\_\_

Kind of wood(s), other materials & treatments (dye, burned, finish, etc.) \_\_\_\_\_

Size (height and diameter) \_\_\_\_\_ Insurance value \$ \_\_\_\_\_

Piece #3

Title or Name (if named) \_\_\_\_\_

Kind of wood(s), other materials & treatments (dye, burned, finish, etc.) \_\_\_\_\_

Size (height and diameter) \_\_\_\_\_ Insurance value \$ \_\_\_\_\_

Piece #4

Title or Name (if named) \_\_\_\_\_

Kind of wood(s), other materials & treatments (dye, burned, finish, etc.) \_\_\_\_\_

Size (height and diameter) \_\_\_\_\_ Insurance value \$ \_\_\_\_\_

Piece #5

Title or Name (if named) \_\_\_\_\_

Kind of wood(s), other materials & treatments (dye, burned, finish, etc.) \_\_\_\_\_

Size (height and diameter) \_\_\_\_\_ Insurance value \$ \_\_\_\_\_

## News about our Members

**Phil Brown, Mike Colella, Ed Karch, and Mike Twenty** and possibly others have work juried into the Creative Crafts Council exhibition at Strathmore Mansion May 4 through June 15, 2013. The artist reception is May 16<sup>th</sup>. Unsold work must be picked up on June 17th. Images of Mike's pieces appear on the home and portfolio pages of the CCC website: <http://www.creativecraftscouncil.org/index.html>

*Creative  
Crafts  
Council*







**2013 Show**  
May 4th to June 15th  
See our website at  
[www.creativecraftscouncil.org](http://www.creativecraftscouncil.org)





Artists' Opening May 16th  
Strathmore Mansion,  
North Bethesda



National Capital Art Glass Guild	National Enamelist Guild	Potomac Fiber Arts Guild
Fiber Arts Study Group	<b>Creative Crafts Council 29th Biennial Juried Exhibition</b>	The Kiln Club    Montgomery Potters
Washington Guild of Goldsmiths		The Ceramics Guild of Bethesda
The Capital Area and Montgomery County Woodturners		

**The Mansion at Strathmore**  
10701 Rockville Pike  
North Bethesda, MD 20850

Limited Parking  
Easy access from Grosvenor-Strathmore Metro

**May 4 thru June 15th, 2013**

Mon-Fri 10:00 am to 4:00 pm  
Wed 10:00 am to 9:00 pm  
Sat 10:00 am to 3:00 pm

## Opening Reception

Awards Presentation  
**May 16, 2013 7:00 - 9:00 pm**

All works will be available for purchase  
For further information regarding this exhibition  
301.704.4613

[creativecraftscouncil@yahoo.com](mailto:creativecraftscouncil@yahoo.com)

Please Support Our Sponsoring Guilds

[www.creativecraftscouncil.org](http://www.creativecraftscouncil.org)

## News about our Members - TOOL SALE

To: MCW Members

Attached is the list of turning equipment that I will be putting up for sale at my home on Saturday, May 18th, from 9am to 12 noon. Will you please include this notice and list in the next MCW newsletter? I will have prices marked on the items for sale.

My address is: 10311 Dickens Avenue. Bethesda, Md 20814. Dickens Avenue is just off Grosvenor Lane, which runs between Rockville Pike and Old Georgetown Road.

If you or any of the members have questions, call me at home: 301-530-7685 or e-mail me at the address below.

Thanks so much for your help. I look forward to seeing you soon.

Best regards,

David M. Jacobowitz email: david.jacobowitz@usuhs.edu

### **Stationary Tools**

- Variable Speed Wood Lathe – Craftsman Model No. 351.217.170
- Drum Sander – Performax Model No. 10-20 Plus
- Jointer / Planer – Craftsman (Bench Top) • Model No. 351.217.880

### **Equipment for Wood Lathe:**

- One way Stronghold – 4 jaw key-operated safety scroll chuck (with parts)
- Mini Dust collector, The Wood worker choice (West Jefferson, NC)
- Triton Powered Respirator, Craft supplies – 412-1000
- Variety of Face Plates
- Deep Hollowing Bar (with Laser Hollowing System) Constructed by C.A Savoy of Capital Area Woodturners
- One way Live Centers
- 40 Lath Tools – Bowl and Spindle gouges, Hollowing tools

## News about our Members - TOOL SALE

### Tools

Gauges – bowl, spindle, detail, spindle roughing gouges, scrapers, parting tools, skew chisels, shear scrapers, chatter Tool

### Miscellaneous:

Dubby Cutoff Fixture: In Line Industries  
Gasoline Chain Saw – Craftsman  
Model No. 358.350160  
Clean Air System – Total Shop #90175  
Angle Grinder – MaKita (Arbortech) Model No. 9523 NBH  
Longneck Angle Grinder LW/E Proxxon – No. 38544  
Exotic Hardwoods  
Slip stones  
Abrasives – Multipack  
Sanding Discs  
Beall Buffing Supplies (with motor)  
Ellsworth Grinding Jig  
Flexible Tool light  
Swivel tip holder with Cutter  
Diamond Honing Stone  
Tool rests:  
S-Curse  
Curved  
Stronghold Jumbo Jaws (One Way)  
Dove Tail Jaws  
Vacuum Pump  
Face Plates  
Woodturning Books  
Keyed Drill Chuck  
Drill Bits  
Double Ended Caliper  
Layout template  
Zero Center Finder  
Wing Compass  
Disc Holders  
Sanding Discs  
Crushed Stone Inlay  
Flower Arranger  
Books

## Pictures from Forest Friends Festival



**DEMONSTRATION PROGRAM – (Jack Enders)**

PROGRAM DEMONSTRATION BY MIKE HOSALUK



Tim Aley introduced the evening's program, noting that MCW is fortunate to welcome award-winning Mike Hosaluk back for our program. He previously demonstrated his turning techniques and his approach to woodturning exactly one year ago in our April 2012 meeting. A native of Saskatoon, Saskatchewan, Canada, he has been turning for over 30 years and is recognized as one of the world's most creative woodturners and wood artists. Equally well known and respected as Dave Ellsworth, Mike and Dave both are among the founders of the American Association of Woodturners. He is known for his humorous and elegant work that possesses character and gesture and is full of reference to architecture, nature and culture. Mike himself notes that "My love of woodworking is not only for the beauty and mystery of the material, but in the inventing of new techniques and processes to create objects. The field will grow by questioning the limits... the minute you think you know enough, it will become boring." His many and instantly-recognizable signature pieces are in all the best museums, collections, and galleries, and he has received a number of prestigious honors and awards. An outstanding teacher, MCW members remember his down-to-earth demonstration and explanation of his approach to woodturning. He is also an author, sells a line of tools, and has a DVD. His web site is <http://michaelhosaluk.com>.



We are indeed pleased to welcome his return to MCW for our program.

Mike framed his evening's program in terms of several small projects: Spinning Top, Turning a Sphere, Turning a Ladle, Using a Hook Tool for hollowing on both Green and Dry Wood, Turning a Box, Work-holding Chucks, Creating "bent" Shapes, and Discussion of Tooling throughout the different demonstrations.



He began with turning a spin top from hard maple. It was an impressive display of technique and 'eyeballing' shape as he proceeded, and in a very short time, he completed the top, wrapped a cord around it, threw it and set it spinning on the shop floor. He promised to end the program by throwing the top again and then turning a second top before the first top completed its spin!



He then demonstrated turning a sphere. Using only his skill and 'eyeballing', he talked the audience through the successive shaping of the piece, from the initial rounded-end cylinder (aka, a large "bead"), to its final spherical shape. No gauges or



## DEMONSTRATION PROGRAM – (Jack Enders)

templates anywhere in sight...he could just form the sphere by judging its contour. Touching up the finish with foam-backed sandpaper, he also remarked on his preference for the Sandvik Sandplates, no longer available from the Swedish manufacturer, but perhaps used tool auctions might be a source.

A quick switch to showing his method for drilling a tool insert hole in a spindle for making a tool handle employed the drill bit in the headstock, with the square tool handle blank centered on the tailstock and prevented from turning by bringing up the tool rest against the blank. The tailstock quill fed the handle into the rotating drill.



His demonstration of turning a ladle was very impressive. He started with a band-sawn blank of red oak that approximated the contour of the ladle. Using a big spindle roughing gouge, he brought the rough blank into shape with a round ball and a protruding handle. As the handle diameter was reduced, he steadied the handle with his hand, still using the roughing gouge, adding some decorative beads and cleaning up the ends. Observing the spherical bowl shape, it became obvious the reason for the earlier demo of sphere practice. He explained that the bowl's spherical shape made fitting a special chuck

reasonably easy and proceeded to finish a chuck he had previously made so that the fit would be satisfactory. The chuck has to hold the bowl for hollowing, while preserving the extended handle and the setup has to be such that the rotating handle's hazard can be effectively and safely managed. With



the ladle firmly mounted in the chuck, he hollowed out the side grain with a spindle gouge, noting that inasmuch as the cut is predominately inward, the likelihood of the workpiece coming loose from the chuck is minimized.


The result was a very nice oak ladle.



Mike then demonstrated the utility of the hook tool, showing several different configurations of the tool. The hook tool is essentially a gouge flute at an extreme angle. Using a wet endgrain pine blank, he drilled a starter hole and then used the hook tool to quickly hollow it, working from the inside towards the outside. After hollowing the interior, and leaving some wood at the base for stability, he showed how thin the

## DEMONSTRATION PROGRAM – (Jack Enders)

walls were by illuminating the interior with a light, revealing the beautiful grain structure and patterns.



Continuing the hook tool demonstration, Mike tackled a dry box blank. Turning it to the desired diameter, he parted the blank and worked on each half in succession. After first drilling a starter hole in the first blank, the hook tool makes short work of hollowing the interior,

working from the inside towards the outside rim. He used a skew chisel as a negative rake scraper to cut a small rebate in the rim. Chucking the second half and drilling the pilot hole, the hook is again used to hollow the interior, pausing to



cut a tenon to fit the rebate on the first half. After checking the fit between the two halves they were joined between headstock and tailstock and turned to final shape.




Mike took the bullet-shaped box to the band saw and cut it into several pieces on diagonals. This now gives the possibility of gluing them back together in a different relationship to each other, allowing for a canted or bent final shape.



He used a 50-50 mix of water and yellow glue to size the endgrain of the segments and while the glue was drying, he showed how to quickly and accurately cut a tenon of a known fixed size, by using a sharpened open end box wrench. For this exercise, he used a 1/2"



wrench, with the upper jaw sharpened and the lower jaw ground slightly to ease onto the spindle. With the tenon cut at precisely 1/2" diameter, it is inserted into a 1/2" collet chuck in the lathe spindle with a drawbar. It is an excellent and secure way to hold small pieces like finials, knobs, and bottle stoppers for turning.



Following this, the sized endgrain of the segments had dried and Mike ap-

## DEMONSTRATION PROGRAM – (Jack Enders)

plied the full-strength yellow glue to the cut faces and rubbed them together until they began to bind together. The result is a 'funky' cranked box that is one of Mike's signature creations! It can now be decorated or painted to suit one's own imagination and will be a much talked-about display wherever it ends up!



For his final demo project, Mike made good on his promise to turn a second top during the time the first one is spun. He threw the first top on the floor to get it spinning, and then got quickly to work on the lathe on a second blank. With chips flying everywhere, he skillfully shaped and finished the second top, took it off the lathe, wrapped a string and threw it on the floor alongside the first top and the evening's finale was two tops spinning!

Throughout the evening's program, Mike interspersed his demonstration with a running commentary on tools, techniques and tips, generously sharing his huge store of knowledge and know-how. Alongside a static display of some of his creative work in the WWC classroom was an assortment of tooling and fixtures for sale to MCW members that he uses in his everyday work.

The MCW enthusiastically applauded Mike for an entertaining, instructive and thoroughly enjoyable demonstration of his philosophy of seeking to ever create new ideas through application of accumulated skills.

## Future Meetings (Mike Colella)

**Please call Mike Colella at 301-942-2853 with your ideas**

- **May 9, 2013 – See Page 1**
- **June 6, 2013 – Tips? Self critique? Potluck?**
- **July 11, 2013 – Matt Cecil – chain saw demo?**
- **August 8, 2013 – TBD**
- **September 12, 2013 – Mark Sfirri – multiaxis topic TBD**

Simply stated, Mark Sfirri is a legendary master of eccentric, multi-axis turning. He's famous for many shapes, among which are his "figures", baseball bats, spoons, and candle sticks. His unique and instantly recognizable works are in the best museums and collections. We have seen them in our field trips, and they are always very eye-catching. We enjoyed a demo by Mark in September 2010, and we are more than ready for another.

Mark holds Bachelors and Masters of Fine Arts degrees from Rhode Island School of Design (which is extremely prestigious). He is a resident of New Hope, PA where he is a teacher, furniture maker, and sculptor, in addition to being a world-famous woodturners. Mark has taught at Bucks County Community College since 1981 as an Associate Professor of Fine Woodworking. He is a prolific writer and has seven pages of publications to his credit, including many articles in *American Woodturner* and *Fine Woodturning*. In 2010, he received a national award from the James Renwick Alliance as one of three *Distinguished Educators*.

Mark injects humor into his work through form and surface orientation. Much of his work 'centers' around lathe turned objects and shapes. This is a bit of a pun because most of his pieces are turned on several axes to produce both motion and (as he likes to say) simultaneity of multiple perspectives. This has allowed him to explore form in a spontaneous and creative way. Even though many of his pieces appear to be carved, they are mostly turned. He continually blurs the line separating woodturning from sculpture. It is fair to say that his approach has played an important role in public recognition of the evolution of studio wood turning into a contemporary art form. Mark will show us how to make magic. He will also be teaching another highly-recommended Class at the Woodworkers Club. Check their web site and talk to Matt about signing up. There will be a demo fee.

- **October 17, 2013 – Mark Gardner – multi-axis bowl**

[Please note that this is *one week later* than our normal meeting day.]

We also look forward to Mark Gardner returning to us in 2013 to show us the unique manner in which he turns a multi-axis bowl -- including the use of 2x4's and hot-melt glue, a technique with wide appeal and application. Mark has been working with wood since he was a teenager. He took his first woodturning class in 1996 at Arrowmont from John Jordan and went on to assist John there for the next four years. He credits John for giving him a firm foundation of turning techniques and for inspiration in his early vessels. Mark then assisted the famed wood artist Stoney Lamar and shared his studio for six years. There he was strongly influenced in areas of design and technique, and also learned to expand on his approach to the lathe to use it as a tool to aid further carving and texturing. He is now widely known for his own signature sculpture and vessels involving unique shapes, multiple axes, coloring, carving, and texturing. See <http://markgardnerstudio.com>. Mark is a superior teacher who has taught woodturning at craft schools around the country. He has won a number of awards, and his works have been in a large number of exhibits and can be found in many public and private collections. We really enjoyed Mark's class and demo in 2012 and want to see more. In conjunction with this visit, Mark will also be holding more Classes at the Woodworkers Club – check with Matt or their web site for details. There will be a demo fee.

## Future Meetings (Mike Colella)

- November xx, 2013 – ?Cindy Drozda? – topic TBD
- December xx, 2013 - TBD

2013-2014 Meeting Schedule		
January 10, 2013 4 <sup>th</sup> Annual Show & Tell with Formal Critiques	February 7 2013 WWC MOVE	March 7 2013 <i>Mary May</i>
April 10 2013 <i>Mike Hosaluk</i>	May 9 2013 <i>Phil Brown &amp; Cliff Poordy on Coring Bowl Blanks</i>	June 6 2013 Tips, Self Critique, Pot Luck
July 11 2013 <i>Matt Cecil</i>	August 8 2013 <i>TBD</i>	September 12 2013 <i>Mark Sfirri</i>
October 17 2013 * <i>Mark Gardner</i>	November 2013 <i>TBD</i>	December 2013 <i>TBD</i>

\* one week later than normal

## 2013 Meeting and Skills Enhancement Capabilities & Schedule

Update your calendars now so you won't miss MCW meetings and  
Skill Enhancement programs in 2013!

2013 MCW Meeting and Skills Enhancement Schedule			
Month	Meeting Date (7:00-9:00PM)	Skills Enhancement Day	Skills Enhancement Date (10:00AM-1:00PM)
January	Thursday, January 10, 2013	Friday	January 11, 2013
February	Thursday, February 7, 2013	Sunday	February 10, 2013
March	Thursday, March 7, 2013	Friday	March 15, 2013 *
April	<b>WEDNESDAY</b> , April 10, 2013	Sunday	April 14, 2013
May	Thursday, May 9, 2013	Friday	May 10, 2013
June	Thursday, June 6, 2013	Sunday	June 9, 2013
July	Thursday, July 11, 2013	Friday	July 12, 2013
August	Thursday, August 8, 2013	Sunday	August 11, 2013
September	Thursday, Sept. 12, 2013	Friday	September 20, 2013 *
October	Thursday, October 17, 2013 *	Sunday	October 13, 2013
November	Thursday, November 2013	Friday	November 8, 2013
December	Thursday, December 12, 2013	Sunday	December 15, 2013

\* Date is one week later than Normal Meeting Day

## Membership Application Form and Interest Profile

MCW Membership Application forms available at: <http://montgomerycountywoodturners.org/>

To become a member or renew, please print out, complete and either mail it or personally deliver it to Bill Autry along with a check for \$20.00, payable to Montgomery County Woodturners. New membership in the 2nd quarter is \$15, 3rd quarter \$10, and 4th quarter \$5. A Family membership is \$30.00/yr. Please ensure you include your email address, as all communications are electronic via our website and periodic email notifications.

## Member Discount Program

### EXOTIC LUMBER, INC. GAITHERSBURG, MARYLAND – [exoticlumberinc.com](http://exoticlumberinc.com)

With over 130 species in stock, Exotic Lumber has one of the widest selections available on the East Coast. We offer a 10% discount to MCW members. We have warehouse locations in Gaithersburg and Annapolis, where you are welcome to select from our extensive selection of turning blocks.



### HARDWOODS, INC. FREDERICK, MARYLAND – [hardwoodsincorporated.com](http://hardwoodsincorporated.com)

10% off on all turning stock, lumber, moldings, finishes and hardware. 10% off on all Amana router bits and blades that list for \$75.00 and under and 20% off those that list for over \$75.00. 5% off all plywood and veneer products.



### 2SAND.COM – [2sand.com](http://2sand.com) or call 800/516-7621

2Sand.com is a coated abrasive specialist focused on fast service and fair prices providing superior sanding discs, sandpaper sheets, and woodturning tools to woodshops. MCW Member Discount is 10% (discount code available in the restricted area of the MCW Website).



### ROCKVILLE WOODWORKERS CLUB – [woodworkersclub.com](http://woodworkersclub.com)

MCW and other club members, remember to support the Woodworkers Club by purchasing turning supplies during our meetings and save 10% on the retail price.



### CRAFT SUPPLIES USA – [woodturnerscatalog.com](http://woodturnerscatalog.com)

Club members can save 10% on all finishes & disc abrasives from Craft Supplies USA.

Just mention your club name and save, all year long. You can always see current club specials by clicking on the members login button on their homepage. New 15% specials are updated on the 1st of the month, which can be accessed on the link above and going to the club member login located at the lower right portion of the page.



### HARTVILLE TOOL CLUB – [hartvilletool.com](http://hartvilletool.com)

Members get a 15% discount, with MCW receiving a 3% rebate. If you have not signed up for this program, let Stan Wellborn know you want to do so. He will let Hartville know you are an MCW member and sign you up. Catalogs and ordering instructions are available at meetings.





Montgomery County Woodturners - A local chapter of the American Association of Woodturners (AAW)

## MCW Contact Information

### OFFICERS

President	Tim Aley	<a href="mailto:taley16922@aol.com">taley16922@ aol com</a>	301-869-6983
President Emeritus	Bert Bleckwenn	<a href="mailto:bableck@gmail.com">bableck@gmail.com</a>	301-634-1600
Vice President	Gary Guenther	<a href="mailto:gary.c.guenther@gmail.com">gary.c.guenther@ gmail com</a>	301-384-7594
Treasurer	Phil Brown	<a href="mailto:philfbrown@comcast.net">philfbrown@comcast net</a>	301-767-9863
Program Chair	Michael Colella	<a href="mailto:michael.j.colella@gmail.com">michael.j.colella@gmail.com</a>	
Membership	Elliot Schantz	<a href="mailto:schantz@bellsouth.net">schantz@bellsouth.net</a>	
Secretary	Jack Enders	<a href="mailto:jendersaero@verizon.net">jendersaero@verizon.net</a>	301-530-8118
Webmaster	Carl Powell	<a href="mailto:cmpowell@gmail.com">cmpowell@ gmail com</a>	301-924-6623
Newsletter Editor	Mark Verna	<a href="mailto:mark.verna2@verizon.net">mark.verna2@verizon.net</a>	301-228-6772

### VOLUNTEERS

Web Albums	Tim Aley, Michael Colella
Show & Tell Recording	Richard Webster
Mentor Program	Donald Couchman
Gallery Photography	Hal Burdette, Michael Colella
Photography Assistant	Donald Van Ryk
Lending Library	Clif Poodry
Audio /Video	Mark Verna
Challenge Coordinator	Elliot Schantz
Wood Identification	Ed Karch
Candid Photography	Tim Aley, Stuart Glickman, Gary Guenther
Exhibit Committee	Phil Brown, Hal Burdette, Clif Poodry
Skills Enhancement Coordinator	Bert Bleckwenn
Warrior Support Program	Don Van Ryk
Clean-Up Committee	Jack Enders, Gary Nickerson, and Paul Simon