



MCW Newsletter

Montgomery County Woodturners

<http://montgomerycountywoodturners.org>



Next Meeting	Location	Agenda	
Thursday 9 March 2017	Woodworkers Club	6:30 - 7:00	Set-up, Check-in Show, Tell & Ask items, Silent Auction
			Shop in the Woodworkers Club Store
7:00 – 9:30	11910-L Parklawn Drive	7:00 – 7:30	Business meeting
	Rockville, MD 20852	7:30 – 8:00	Show, Tell & Ask
	(301) 984-9033	8:00 – 9:30	Program
		9:30 -10:00	Clean up, claim your auction items and pay for selected items

Note: Please park in the rear of the building (or the last half of the side) because all the spaces in the front are reserved for short term parking.

Contents

Evening Program	1
Editor's Corner	3
Meeting Minutes	3
Bring Back Challenge	5
Last Month's Program	5
Show, Tell and Ask	9
Member News	14
Don Couchman... In Memoriam - 2/3/2017	16
Turn for Troops	16
Shop Tip	17
Treasurer's Report	18
MCW Calendars	19
Skills Enhancement Schedule	19
Wounded Warrior Program Schedule	19
Chapter Contacts	20
MCW Resources	21

Evening Program

Add Some Character to your Bowl – Steve Haddix

Ever finish a bowl that ended up technically sound but artistically dull? Even a nicely shaped bowl made from dull wood may leave your audience flat and uninterested. Our demonstrator in March, Steve Haddix, is going to show us a variety of fun techniques that can help turn bowls made from plain woods like sycamore, ash, or maple into conversation that get attention through the addition of interesting colors, textures and rubbed finishes. Included in the demonstrations will be the use of the Sorby texturing tools for spirals, knurled surfaces





and other surface textures, a homemade chatter tool, rubbed or air brushed spirit stains, milk paints, the application of colored epoxies, fillers and tinted artist waxes. Often the beauty of working with plain woods like this is that they aren't spectacular on their own, so you can have fun experimenting freely with your artistic side knowing there is little at stake. While there is no limit to what you can do artistically, there is a limit to what we can demonstrate in the time given.



President's Perspective by Ellen Davis

Below you will find some information about trees, about some of the holidays surrounding them and some of the organizations trying to replace them. I grew up with the adage: for every tree taken down you need to plant 10 in its place. Let's help this world breathe a little easier, plant some trees.

Arbor Day, is a holiday celebrated around the world in which individuals and groups are encouraged to plant and care for trees

Tu BiShvat, is also called "Rosh HaShanah La'llanot" (Hebrew: השנה ראש (לאילנות), literally "New Year of the Trees." In contemporary Israel, the day is celebrated as an ecological awareness day, and trees are planted in celebration.

American Forests, American Forests has been protecting and restoring forests for more than 140 years. One tree at a time, one acre at a time, one forest at a time.

National Forest Foundation, Brimming with natural values for America's people and communities, our 193-million-acre National Forest System gives us clean air and water, diverse wildlife habitat and abundant outdoor recreation opportunities.

Trees for Life, is Scotland's leading conservation volunteering charity. Their vision is to restore the ancient Caledonian Forest to the Scottish Highlands.

Stream Team, Puget Sound, WA for the holiday season you can enjoy the beauty and fragrance of a live potted tree in your home! After the holiday, return the tree to Stream Team to be planted at a restoration project.

Ellen

"Forests are the lungs of our land, purifying the air and giving fresh strength to our people" Franklin D. Roosevelt





Editor's Corner by Stephen Price

I am getting the new layout settled in a bit. Take a look and let me know what you think. I liked the suggestion for more pictures. It makes it a bit more work to get the layout right but the end result is worth the effort.

We are still looking for write-ups of the evening programs. A few paragraphs is all that is needed. We all like the detailed step by step instructions, but they take too much time and effort to produce.

Stephen

Meeting Minutes by Steve Drake

President Ellen Davis called the meeting to order at 7:05. Approximately 37 members were in attendance and she thanked everyone who was wearing their nametag. She reminded everyone else that if you need a nametag, order forms are on the table.

General Announcements:

- Silent auction has some excellent items in it.
- Guests – Polly Stamatopoulos and Lisa King are attending their first meeting as new MCW members.
- Thank you to Paul Simon for the candy and nuts.
- Skills Enhancement session is Sunday, March 9th from 10:00 am - 1:30 pm with the last 30 minutes reserved for lathe maintenance. Sign up by contacting Matt Radtke.
- MCW dues – Please pay Phil Brown your MCW dues for 2017 and fill out a renewal form. Remember that you must be a member to get the club discount at Hartville Tool and the list will be sent in in mid-March.
- AAW dues – Please remember to pay your 2017 AAW dues.

Donald Couchman:

Donald Couchman, Tim Aley's father-in-law, was one of the 23 founding members of MCW. He passed away this last week. Ellen and the club members gave their condolences to Tim and his family.

Bring-Back Challenge and prize raffle:

John Laffan won last month's Bring-back Challenge and for this month, he has donated a small walnut bowl with a lid. A scroll saw had been used to cut a tree figure into the lid. Stephen Price won the drawing and will bring something to next month's drawing.



Public Library Exhibits:

The February exhibit is beautiful and the opening reception was well attended.



Possible Road Trip to the Center for Art in Wood:

Ellen discussed with members to see if there was any interest in a carpool road trip to see the Center for Art in Wood in Philadelphia. Some members expressed interest and the point was raised that the director would probably be willing to meet with the club members and give us a behind the scenes tour. This will be discussed more at later meetings and by email.

Turn for the Troops:

Roman Steichen discussed the program. Last year, about 250 pens were donated. This year, he wants to have everyone make 1 pen per month in order to donate over 500 pens. He is checking out kits to people every meeting. The Slimline kits have everything in them ready to go and just need to be mounted on a lathe, turned, and assembled.

Beads of Courage:

Jeff Tate is taking our Beads of Courage bowls to the Johns Hopkins Pediatric Oncology Unit in either May or September. He has beads that can be worked into the design and also has cards that can be signed and placed into the bowl telling about the bowl and the woods in it.

Facebook page:

The MCW Facebook page is very active with a number of posts and has a large following. The link is <https://www.facebook.com/groups/194941367515051/>

Upcoming Meetings and Symposia

- Intentions in Wood – Glen Echo Park – February 11 to March 5, 2017: David Fry and Phil Brown have pieces in this exhibition.
- Chantilly Woodworking Show – Chantilly, Va – March 24-26, 2017: The annual woodworking show at the Dulles Expo Center.
- Creative Crafts Council (CCC) – Strathmore Mansion – April 8-May 21, 2017: The CCC Exhibit Opportunity in 2017 is its juried, biennial exhibition. The online application is open until February 20.
- AAW 2017 Symposium – Kansas City, Mo – June 22-25, 2017: Registration is now open and more information is on the AAW web site.

Gallery Photography:

Thank you to Mike Corella for taking the pictures of the Show and Tell items and to everyone that carried the pieces for him.



The meeting adjourned at 9:20pm

Steve Drake, Secretary

Bring Back Challenge

John Laffan's small walnut potpourri bowl with the delicately scroll sawed lid. Stephen Price is accepting the bowl and will bring something to next month's drawing.



Last Month's Program

Bowl Turning with Matt Radtke

Matt demonstrated his OneWay coring system from a basic blank, turning a tenon, cutting two cores and then turning the bowl. Matt discussed the activity and shared his opinions about various bowl turning issues and alternatives.



Getting started – turning the tenon.



The curves of the different coring blades.



Here are the knives laid out for comparison.



Setting up requires attention to detail.

Matt is adjusting the knife support after initial cut.



Here he is finishing the coring cuts





Here, Matt pops the core from the blank using a wrench as a pry bar. Below you can see the small nub that was left.

Matt then turns the bowl that has had the two cores removed. He has a very nice finish cut for the inside of the bowl.

...



Show, Tell and Ask

NAME	Age	Size	Wood
Bob Grydberg	bowl	10x4	walnut oak
"	1/2" x 1/2"	12-4	walnut maple
"	1/2" x 1/2"	5-4	dog wood & wood-wood plywood
"	5" x 1/2"	5" x 1/2"	
John Liffen	square bowl	5" x 1/2"	Box Elder
Stephen Price	Yucca bowl	4x7.5	Purple heart
Jeff	Square bowl unfinished	9.5x7	Maple
Jeff	Lidded bowl	4x12.5	Ash Black Walnut
Jeff	Maple bowl		Maple

ITEM NO.	NAME	ITEM DESCRIPTION	DIAMETER or WIDTH	HEIGHT or LENGTH	WOOD USED
9	Richard Webster	bowl	7x5		oak
10	"	platter	13x3		oak
11	Ronan Strichen	Bowl	4"	2 1/4"	Apple & Alumi.ite
12	Ronan Strichen	Bowl	4"	2 1/2"	Alumi.ite
13	Mike Corbett	sculpture	4"	10"	walnut
14	Steve Haddix	Bowl	9x1 1/4"		maple
15	"	"	4 1/2 x 2 1/2"		maple
16	"	"	9 x 3 1/2"		cherry
17	"	"	8 x 2"		oak & cherry
18	Steve Drake	Bowl	9 x 3"		Birch
19	"	Natural edge	10 x 1"		Elm
20	"	"	10 x 2"		"
21	"	Cruciform	cherry, ash, maple		
22	"	Spoon	cherry, maple, 1/4" x 1/2"		
23	Tina Chissey	magic wand	birch		
24	"	magic wand	maple		
25	"	Spoon	boxwood		
26	Joe Baird	bowl	cherry		
27	Joe Baird	bowl	honey locust		
28	Tom Al	Bowl	5 1/2 x 1 1/2"		
29	William Faint	Rockers	maple / olive / purpleheart / acacia		



Bob Grundberg



John Laffan

Stephen Price



		
Jeff Tate		
		
Richard Webster		
		
Roman Steichen		












Mike Corella



Steve Haddix



		
Steve Drake		
		 
Tina Christea		
		
Joe Barnard		



Tim Aley



William Flint

Member News by Phil Brown

Phil Brown and David Fry have pieces in a three-person exhibit, *Intentions in Wood*, at the Popcorn Gallery, Glen Echo Park, through March 5, 2017. Gallery Hours are noon to 6 PM Saturdays and Sundays, and during the week by special request to Phil.

Nine members of MCW and CAW submitted work to be selected by a panel of three jurors for the Creative Crafts Council exhibition at Strathmore Mansion, opening with a reception the evening of April 13th. I hope to have names of those juried in for the April newsletter.



Clif Poodry teaches Introduction to the Lathe on March 13 14, April 10 11, and May 8 9 at the Woodworkers Club, and Matt Radtke teaches Beginning Bowl Turning during the evenings of March 22, 23, April 17, 18, and May 15, 16. A minimum of three students are required to conduct a class. To register call 301-984-9033, or go to www.woodworkersclub.com/classes/

Mark Supik's workshops at 1 N. Haven Street in Baltimore include these all-day woodturning workshops from 8:30 AM to 4:00 PM for \$150/class, with a 20% discount for AAW and local woodturning club members. Lunch & materials are included. To register, phone or e-mail Nancy Supik 410-732-8414, or nancy@marksupikco.com.

The Right Start: Introduction to the lathe, use of three basic tools used in spindle turning, great projects on Saturday, March 11th.

Bowl Turning: Basic bowl turning from log to finished bowl. No woodturning experience? Please consider The Right Start as your introduction to woodturning. Turned some bowls already? This class is a great review of proper technique to eliminate those catches and save on sand paper. This class is on Sunday, March 12th.

The Next Step class on March 25th is on Kitchen Tools, 9 AM to noon.

Not sure which class is right for you? Give Mark a call (410-732-8414) or send him an email: mark@marksupikco.com. Additional classes for April and May should be posted on [Mark's web site](#) by March 1st.

Don't be shy! Promote yourself. Tell us about your woodturning activities in the MCW Newsletter. Send your information by the 23rd of the month to Phil Brown, philfbrown@comcast.net

Our 2017 Library Exhibits (Phil Brown)

Our Bethesda Library exhibit continues installed through March, due to a scheduled artist withdrawing. Other libraries scheduled this year are Germantown in May, Aspin Hill in June (if their renovation is completed on schedule), Davis in July, Potomac in September, and Quince Orchard in November. Others to be scheduled are Kensington Park and Twinbrook.

Members lending pieces for 2017 are Tim Aley, Joe Barnard, Phil Brown, Bob Browning, Mike Colella, Tina Chisena, Ellen Davis, Richard Foa, Bob Grudberg, Paul Mazzi, and Richard Webster.

If this library outreach program is to continue in 2018, we need a new chair person. Following my current routine, primary tasks involve booking display dates about a year in advance, collecting the pieces from members in December, storing their boxes for the year and taking them to libraries for installation and take down, entering data from the information form into a merge file to create an inventory list for each library for insurance protection, print and cut labels, and a name and telephone list for the display. We have several members with a good eye for placement who are willing to help with installation.

An Interesting Exhibit

If you are in Philadelphia, PA by April 8th, see Wood, Revisited at The Center for Art in Wood at 141 N. 3rd Street. The ACC describes the exhibit as "Lasers, computers, and other high tech tools have joined handsaws and lathes in many wood artists' studios, influencing what gets made and how it looks. This show of 27 works from the past two decades, curated by Anne Carlisle and



adviser Glenn Adamson, maps some of the ways technology has altered the field.” At centerforartinwood.org/, click on Current Exhibit for a Google tour by skillful mouse users.

Don Couchman... In Memoriam - 2/3/2017

Donald L. Couchman (85) passed away on February 3, 2017. Don was a Founding Member of the Montgomery County Woodturners. Don was a lifelong woodworker, and upon retirement he received a lathe and stepped up his woodturning adventures. He became a member of AAW and especially enjoyed making bowls. He upgraded his lathe and took a class with David Ellsworth in Quakertown, PA. When Phil Brown was contemplating starting a club here in Montgomery County, Don was there. He demonstrated pen turning for the club that first year, and was Mentor Coordinator for the first 7 years of MCW. He often invited new turners to his shop to practice and gain confidence and experience. His love of turning was contagious as he encouraged me, his son-in-law, to get started in turning, and my children have both done some turning in our shops.
...by Tim Aley



[Album link](#)

Turn for Troops

Our 2017 Turn for Troops campaign got a good start at the February meeting.

Turn for Troops is a program that is sponsored nationally by Woodcraft corporate. On Veteran's Day weekend, Woodcraft stores nationwide open their shops to turners of all levels to turn pens for military personnel serving overseas and those in rehabilitation centers. Volunteers just need to show up and turn, all materials are provided.

Last year the Woodworkers club (our hosts) submitted 250 pens for this program. Our hosts are very passionate about this program and would like to increase the number of pens they submit. This is an excellent opportunity for MCW to show our appreciation for everything that they do for us.

Our (MCW) goal for this year is to have 250 pens





turned by the November meeting which is just before the Veterans Day Turn for Troops session. Let's say we average 30 members attending our meetings each month. If each member turned one pen a month in 9 months we could have 270 pens turned. This goal is reachable. Pen kits with blanks (ready to turn) will be available at each meeting. Please take advantage of this opportunity. There will be a sign out sheet (we need to be accountable for each pen kit provided to us by WWC), please fill it out and take your kits. Bring back your turned pen, we will keep it until the November meeting where we will have the notes for you to sign and then seal up your pens for submission. We will assemble the pen, if all you'd like to do is just turn it.

Last month 46 kits were taken home! Kits can be provided between meetings, just let us know you'd like some. Post a request on MCW's Facebook page, send Roman an email Roman@GoodTimesCasinos.com, or give him a call (301-792-6836).

What if you'd like to participate but you don't think you can? Tell us what's stopping you and we'll find a solution!

We will have a TFT turning session on March 11, 10am – 1pm at WWC. So if you don't have access to a lathe or a pen mandrel here is your opportunity to participate.

Roman Steichen

Shop Tip

AAW | AMERICAN ASSOCIATION
OF WOODTURNERS



Repairing small cracks and checks with CA glue

You've selected a beautiful piece of wood and at the beginning of the turning process, or part way through it, the wood begins to show small checks. Don't throw it out! Those checks can be easily filled and will barely be noticeable in the end product.

- With the lathe off, use a paper towel to dab the check with a small amount of the oil that you will use for your final finish—Waterlox, tung oil, mineral oil or other oil finish.
- Wipe away the excess.
- Apply a small amount of thin cyanoacrylate (CA) glue to the check.
- Use 220 grit sandpaper and sand the area, creating a slurry to fill in the crack.



- It may be necessary to repeat the process two or three times before the small check is completely filled.
- You are now ready to sand the entire piece and apply the oil finish you used earlier.

Applying a dab of the oil finish to the checked area before applying CA glue keeps the glue from staining the wood.

~ Janice Levi, based on tip from Linda Bohl-Berry

Gulf Coast Woodturners Association

Houston, TX

Treasurer's Report by Phil Brown

February Income			February Expenses:	
Memberships	\$200.00		Demonstrator	20.00
Silent Auction	70.55		Web site hosting	191.52
			Beads of Courage buttons	50.00
			Exhibit reception	33.36
			Postage	9.80
			Liability Insurance	266.00
Total Income	290.55		Total expenses	\$570.68

Total funds available: \$5,236.33



MCW Calendars

Activity calendars are provided as best information available at the time of publication. Please confirm the published dates as we get closer to the date of the activity.

Future Meetings Schedule

Date	Program/ Demonstrator	Notes
March 9, 2017	Steve Haddix	Add some character
April 20, 2017	Jeff Chelf	(different date than usual)

Skills Enhancement Schedule Matt Radtke

Skills Enhancement Dates (subject to change). You must contact Matt Radtke at matt.radtke@gmail.com to reserve your spot for Skills Enhancements.

Thur March 9 from 2pm - 5pm

Sun April 16 from 10am - 1pm

Thur May 11 from 2pm - 5pm

Thur June 8 from 2pm - 5pm

Sun July 16 from 10am - 1pm

Thur August 13 from 2pm - 5pm

Thur September 14 from 2pm - 5pm

Sun October 12 from 10am - 1pm

Thur November 9 from 2pm - 5pm

Thur December 14 from 2pm - 5pm

Wounded Warrior Program Schedule Don Van Ryk

Wounded Warriors program dates (subject to change). Please contact Don van Ryk at dvanryk@niaid.nih.gov to let him know if you will be there to assist.

Friday March 10 starting at 12:30pm

Friday April 21 starting at 12:30pm

Friday May 12 starting at 12:30pm

Friday June 16 starting at 12:30pm

Friday July 14 starting at 12:30pm



Chapter Contacts

Officers

President	Ellen Davis	ellen@twistedtreedesign.com	301-728-5505
President Emeritus	Gary Guenther	gary.c.guenther@gmail.com	301-384-7594
Vice President	Bob Anderson	robert.anderson4@verizon.net	301-270-6005
Program Chair	Tim Aley	taley16922@aol.com	301-869-6983
Secretary	Steve Drake	skdjmdb@gmail.com	301-2088265
Treasurer	Phil Brown	philbrown@comcast.net	301-767-9863
Membership Chair	Jim Allison	jim-elaine@allison.net	301-706-6164
Newsletter Editor	Stephen Price	bpra@earthlink.net	301-445-4814
Webmaster	Open (Ellen Davis)	ellen@twistedtreedesign.com	301-728-5505

Volunteers

Wounded Warrior Support Program Director	Don Van Ryk
Skills Enhancement Program Director	Matt Radtke, Eliot Feldman assistant
Public Library Exhibit Committee	Phil Brown, Russ Iler, Mary Beardsley, Jeff Tate
Beads of Courage Program Director	Jeff Tate
Turning Works Program Director	open
Montgomery County Ag Fair Program Director	open
Turn for Troops Project Leader	Roman Steichen
Backup Secretary	open
Backup Newsletter Editor	open
Lending Librarian	John Laffan, Joe Barnard backup
Videography	Joe Stout, Joe Barnard, Bert Bleckwenn
Gallery Photography and recording	Mike Colella, Jeff Tate, Tim Aley
Candid Photography	Tim Aley, Jeff Tate
Web Albums	Tim Aley, Jeff Tate, Mike Colella
Show Tell & Ask Leaders	Mike Colella, Matt Radtke, Clif Poodry
Show Tell & Ask Recording and Trucking	Richard Webster and Jim Allison
Demo Fee Collection	Bob Grudberg
Setup Committee	Jim Allison, Margaret Follas
Clean-Up Committee	Paul Simon
Discount Deacon	Steve Drake
Brochure Boss	Phil Brown



MCW Resources

MCW Hands-on Mentoring Program: Hands-on mentoring is one of the most effective ways of learning turning techniques, tool use, and safety. We all have unique knowledge and ideas to impart. We encourage all Members to sign up to share a few hours of their time and knowledge at the lathe with each other, on a peer-to-peer basis, either in their homes or at Skills Enhancement sessions. We particularly encourage our new Members and beginners to use this opportunity to learn techniques and safety. Please let Ellen Davis know if you would like to participate.

Skills Enhancement: Once a month, we have an open lathe session at WWC, alternating on the Fridays and Sundays after the Meetings, under the guidance of Matt Radtke and Eliot Feldman. Please check the Newsletter and Web Site Calendars for monthly dates and reserve a limited slot in advance with Matt at mattradtk@gmail.com. Everyone shares skills and information, and its lots of fun.

MCW Facebook Group: Ellen Davis has created a Facebook Group just for MCW Members. The idea behind this is to allow you to post pictures of your work, ask questions, and provide another venue for our members to get to know each other better. For our MCW Facebook Group, please click the following link <https://www.facebook.com/groups/194941367515051/> and request to be added to the group. If you do not have a Facebook account and want one, please contact Ellen. We have over 45 Members involved.

MCW Lending Library: Now Free! Books and DVDs are available for borrowing. We have a good selection of video demonstrations and instructional materials from many top professional turners. If you missed a Meeting and would like to see the Program, you can check out the DVD. Please sign the form to check them out from John Laffan. If you have titles out, please return them promptly. There is no charge for this service.

Silent Auction: Not everyone has access to a chainsaw or a band saw, which makes it nice to have access to reasonably-priced, properly-sized turning blanks. Thanks to the generosity of Phil Brown and other Members, our Silent Auction provides this benefit at every Meeting. Please bring your 'road kill' to share with other Members.

Discounts: Steve Drake has assembled a selection of retailers who provide MCW Members with monetary discounts. First and foremost, of course, is the Woodworkers Club, but we have a number of others too. Please check out the list of participating merchants on the Web Site or at the end of each Newsletter.

Web Site: <http://montgomerycountywoodturners.org> Thanks to Webmaster Ellen Davis and Jeff Strueing, we will have an outstanding Web Site soon.

Newsletters: Thanks to new Newsletter Editor Stephen Price, all Members receive the 2016 AAW *Best Chapter Newsletter* www.woodturner.org/?page=ChapterWinners by email every month. Further, the MCW Newsletter Archive, accessible from the Web Site tab, is a tremendous resource, containing the complete history of all MCW programs and activities from day one, as seen on a



monthly basis through the years. All past issues back to Volume 1, Issue 1 in 2007 are available at <http://montgomerycountywoodturners.org/Newsletters.html>

Our Hosts: Our most important resource is our space. We are deeply indebted to our hosts, The Woodworkers Club, for their continuing support in sharing their facility with us as we move into our tenth year. Please give Amy, Chris, Matt, and Ralph your individual expressions of appreciation, both verbally and with your wallets. If you need something, they will get it for you, either off the shelves or from the catalog – with no shipping charge.

Member Discounts

Woodworkers Club Rockville, Maryland (www.woodworkersclub.com). The Woodworkers Club, a Woodcraft affiliate, offers MCW Members a 10% rebate on all regularly priced items. After reaching certain plateaus of spending, you will become eligible for a rebate which you will receive by email and is good for 3 months. Non-qualifying items are power tools, items already on sale, gift cards, and items from companies that prohibit discounting (Festool, SawStop, Leigh, and a couple others). Our relationship with Woodworkers Club is very synergistic and important to us, and I encourage you to make your woodturning and woodworking purchases from them. If they don't have something in the store that's in the Woodcraft catalog or on their web site, they will get it for you, and you can save on shipping by picking it up at the store.



Exotic lumber, Inc. Frederick, Maryland (www.exoticlumberinc.com) With over 130 species in stock, Exotic Lumber has one of the widest selections available on the East Coast. We offer a 10% discount to MCW Members with membership badge. We have warehouse locations in Frederick and Annapolis, where you are welcome to select from our extensive selection of turning blocks.



Craft Supplies USA (www.woodturnerscatalog.com) is a family-owned and operated business serving the woodturning community.

Individual MCW Members can save 10% on all finishes & disc abrasives -- just mention "Montgomery County Woodturners" and save, all year long.



CRAFT SUPPLIES USA
THE WOODTURNERS CATALOG
woodturnerscatalog.com • 1-800-551-8876



Hartville Tool (www.hartvilletool.com) is a nationwide retailer of general and specialized tools for woodworking and home improvement. They offer free shipping to all. If you have accepted the MCW offer to “opt in” to be a member of the Hartville Tool Club, you will get a 15% discount on all tools (excluding sale items, gift cards, special orders, and Festool Products)



North Woods Figured Wood (www.nwfiguredwoods.com) North Woods is a multi-generational family-owned supplier of wood and wood blanks specifically selected with the woodturner in mind. They specialize in Pacific Coast native species of trees and have sizes from single pen blanks up to 1,500 lb. whole burls. With 20+ species in stock, there is something for everyone. Members get a 15% discount by mentioning their MCW membership during a phone order or by entering “WOODTURNERS” as a coupon code during online ordering.



Tailstock

Mike Colella 4" x 14" sculpture [walnut]

