



MEETING AGENDA

6:30-7:00 - Set-up, Check in Show & Tell
 Silent Auction, Shop
 7:00-7:30 - Business meeting
 7:30-7:50 - Show, Tell & Ask
 8:00-9:20 - Program
 9:00-9:45 - Clean up, Claim & pay for
 auction items

Meeting Location

WOODWORKERS CLUB
 11910-L PARKLAWN DR
 ROCKVILLE, MD 20852
 301-984-9033
**REMEMBER TO PARK IN
 BACK**

May 10, 2018 Program Scarlett Rouse, Beads of Courage Boxes

Contents

Evening Program	1
Presidents Message	3
Editor's Corner	3
Meeting Minutes for 3/9/2017	4
Exhibits	6
Direct links to photos	7
Bring Back Challenge	7
Back To Basics	8
Skills Enhancement	9
Library exhibit pics	9
Show, Tell and Ask	10
Websites of the month	20
Turn for Troops	21
Treasury Report	22
MCW videos	22
AAW Symposium News	23
Wounded Warriors	23
Lending Library	24
Member Contacts	27
MCW Resources	29
Member Discounts	30
Tailstock	31



How I got started making the boxes for children and the stories behind some of the boxes. We will also discuss different safety measures as well as different ideas of making boxes. So far, I have made 156 boxes with over 10 more in the works now. All of these but four have been since February 2017.



For as long as I can remember I have always loved wood. I started refinishing furniture in my teens. Later on, I did my own home improvement projects. In 2005 I took a woodworking class and learned how to build whatever my eight grandchildren wanted - within reason. In 2007 I saw someone on TV make ink pens and thought that was the coolest thing. I had never seen or heard tell of woodturning before then. I ordered a lathe that came with a mini set of tools. I also ordered some books, DVDs and some pen kits. I joined a small woodturning club in 2009. Boy did I have a lot to learn!

After neighborhood folks saw I could make all the rocking toys, toy boxes and other things, they kept me busy

but I longed to learn more woodturning. At the end of 2013 I ended my little career of making wood items for sale.

I joined a second and bigger woodturning club. This club offered classes by

visiting professionals and for four years I took every class they had but one. I also got to experience taking classes at Arrowmont School of Arts and Crafts in Gatlinburg, TN.



I have since been able to travel to different clubs demonstrating. I demonstrated at the 2017 NC Woodturning Symposium alongside five people of whom I took classes from. What an honor! This past February I taught a community class at Arrowmont School of Arts and Crafts.

In 2016 our club was asked to make Beads of Courage boxes and take to the national AAW symposium in Atlanta, GA. I took three. What happened there changed the course of my woodturning path. I knew then that my mission was to make boxes for the children. I don't know what else I'll do along the way but if nothing else, I am satisfied with making boxes for children. I am more than satisfied, I am fulfilled, I am blessed.

Scarlette Rouse



President's Perspective

by Ellen Davis

Bowls of Courage has been and will continue to be a fantastic outreach program for MCW. Some of you have personally experienced what these kids go through and imagine the positive impact we are able to have on their lives and their families. Working with Johns Hopkins Children Oncology Department has allowed us to help put smiles on patients' faces.



Scarlette Rouse has found a way to produce between 30 and 40 lidded boxes for 3 major hospitals in her area per month. We are lucky to have her this month to demonstrate her process so that we can help more children in our area.

Let's all commit to following in Scarlette's footsteps of putting more smiles on more kids' faces.

Keep on turning,

Ellen

"I love those who can smile in trouble, who can gather strength from distress, and grow brave by reflection" - Leonardo da Vinci



Editor's Corner (Mike Colella)

It's May and Spring is finally here and that means Spring Cleaning, right... Actually it is a good thing to consider. If you don't do this on a regular basis, why not use this time to do a GOOD once over in the shop. Yea, we sweep up the shavings after each turning session (sometimes) but what about the dust that collects EVERYWHERE; like behind cabinets, under counters, in motors that aren't sealed. In the process of moving my shop, realize how much dust can accumulate where you can't see. So open the windows and doors (if you can) put on a good dust mask and grab the air hose; the other option of course is a good vacuum cleaning.

Mike



MCW April 12, 2018 Meeting Agenda

Start Time: 7:00pm ~ 42 Attended

Introduction:

Name tags: please wear them so members get to put a face with a name. If you do not have a permanent one, order forms can be found on the table. Talk to somebody you don't know.

Silent Auction: Please bring, but remember, if it doesn't sell, you have to take it back home with you.

Welcome Guests: Tom Huber and Gynene Sullivan

Bring-back Challenge Program: Gary Guenther won previously. Cliff won this month, congratulations!

MCW Membership: Dues for 2018; \$25 for an individual and \$35 for a family membership! See Phil Brown or Jim Allison

New Business:

MyGrove: MCW now has an enhanced system for member communications and maintaining our membership dues and emails. Make sure you have logged on and check out this new, advanced tool for our members. Go to app.mygrove.co and log in with your email and unique password.

Program News:

Wounded Warriors Program: Sessions are now on Fridays at 12:30 p.m. Please plan on helping out for this important cause. Don will send emails to announce sessions. The next session is scheduled for **Friday, April 13th**. Contact Don for more information at dvanryk@aol.com

Skills Enhancement Program: The month's session was held on **Thursday, April 12th**, from 2pm – 5pm. Reservations are required. Next month's program will be on Sunday, Mar 11th from 10am – 1pm. If you would like to attend, please email Matt Radtke at mattradtk@gmail.com to reserve a space.

Public Library Exhibits: Next month our Library Exhibit is at Germantown Library, Joe Barnard needs more bowls for our 2018's Public Library program. Contact Joe Barnard at barnards@wood-crafted.com with any questions.

Turn for Troops: Contact Roman Steichen for more information on how you can help in 2018.

Beads of Courage: Steve Haddix is heading up our 2018 effort to help John's Hopkins Children's Oncology Dept with Beads of Courage lidded bowls.

Turning Works: WE NEED BOWLS to help MoCo Charities so please get bowls to Ellen Davis. Interested in participating contact Ellen directly at Ellen@TwistedTreeDesign.com

MCW's Website: Contact Jeff Struewing at jeff@struewing.us if you have any questions or updates

Facebook: MCW's Facebook page is a private/closed group for our members. The link is <https://www.facebook.com/groups/194941367515051/> then request to be added to the group.

There are two turning symposiums located closer to Maryland that are coming up, one in Virginia and the other in Lancaster. Information for the two can be found at these sites:

<http://www.virginiawoodturners.com/>

<http://www.mawts.com/>

Activities News:

AAW Symposium: It's not too early to register for the AAW Symposium, held in Portland, OR from June 14 – 17, 2018. Check out <http://www.woodturner.org/page/2018Portland> for more information

Education:

MCW Video and Book Library: John Laffan is our librarian. Our books and DVDs are now free to borrow. Please sign them out and sign them back in.

Future Meeting Programs: Next meeting is on Thursday May 10th, Scarlett Rouse – Beads of Courage Boxes

Show, Tell & Ask : Mike Colella

Evening Demonstration Program: Our guest demonstrator is Janice Levi, a highly respected artist from Houston visiting multiple clubs in the area. Janice is going to continue our related series of demonstrations and will be discussing the design and turning of artistic/decorative finials and handles/knobs. In addition to making chips, her demo will include the proportion, aesthetics, and the use of the Golden Mean in hopes that our members can relate this information to your other turnings as well. For Janice, her fascination with woodturning goes back to her childhood when her father would let her hold a turning tool to a piece of scrap wood mounted on his old Sears lathe. She held that fascination until finally, in 2001, she announced to my husband that she wanted a lathe for my birthday. She immediately joined the local turning club, and like most new turners, wanted to learn it all and do it all (sound familiar?). She has turned bowls, platters, lidded boxes, ornaments with finials, hollow forms, good wood, punky wood – basically she has turned it all. What makes Janice's work stand out, however, is both her design aesthetic and what she does to decorate, carve, sand blast, burn, pierce, paint and dye her work while keeping things functional at the same time.



Glen Echo Park Exhibit and Other Future Exhibits - by Phil Brown

We have a tri-chapter exhibit scheduled for the Popcorn Gallery, Glen Echo Park, from September 1 to 30 this year. On-site jurying of the pieces by Jane and Arthur Mason, will likely occur August 27th, with installation to follow during that week. The other two participating chapters are Chesapeake Woodturners and Mid-Maryland Woodturners, the same chapters we collaborated with for the BlackRock exhibition in Germantown. Their participation includes lending pedestals together with mine. Pedestals are a key resource for exhibiting turned wood.

Jane and Arthur Mason live in Washington DC, and began collecting turned wood in 1986, after viewing the Jacobson Collection at the Renwick Gallery. They have collected over 900 pieces and gifted over 200 of those to museums since then. Over the years, they critiqued several instant galleries and participated in annual symposium presentations of the American Association of Woodturners, which conferred *Honorary Lifetime Membership* to them in 2005. They are quite pleased to be asked to jury our exhibition and keep their hand in our woodturning world.

The exhibition application will be on paper, not digital, and the Masons will view and handle your submitted pieces. September is an ideal month for the Glen Echo exhibit, since the Labor Day Art Show (you can submit work for it too) will occur in the Spanish Ballroom, and it draws a lot of people to the Park. Our exhibit should be an excellent marketing opportunity for lower and medium-priced quality work. Our exhibit will come down Monday October 1st, and in addition to that day, your unsold work will be available at the MCW October 11th meeting. Additional details and the application will be available in coming months.

Fair in August 2018

MCW demonstrates turning in a booth at the Montgomery County Fair in Gaithersburg. We have a show and tell table for the public, but we can't sell our work in that booth. It's nice to know there are usually turned pieces in the Arts and Crafts building nearby, and to send people to see the pieces. It seems particularly unfortunate to be turning outside, and not have our turned work inside that building. This display is not juried, and overall would be considered a low-quality exhibition even when the turned work is good. It can be fun to participate, and that gets you into the Arts and Crafts building on your demonstration day. They give many awards, and participating creates another entry for a resume.

CCC in 2019

MCW, together with Capital Area Woodturners, is a participating member of the Creative Crafts Council, which holds a 2019 spring multimedia exhibition at Strathmore Mansion in Rockville. Jurors will be looking at digitally submitted photographs, probably in February 2019. So, design, photograph, and submit quality work which will wow the jurors. Later this year, see creativecommons.org

BlackRock in 2020

Ann Burton, Gallery Director at BlackRock Center for the Arts, really liked our January-February exhibition and the enthusiastic public response to it. She wants to repeat it in 2020, with some minor date changes from this year. I endorse this opportunity and again look forward to it. The 2017 digital application, with only minor modification, will again be used in late 2019. Whether you are new or an experienced woodturner, keep these exhibit opportunities in mind

DIRECT LINKS TO ONLINE PHOTOS - (For your viewing pleasure)

List of MCW Photo Web Albums for April 2018 Meeting and May Public Library

MCW April '18 Gallery: <https://photos.app.goo.gl/fvUrqtoRa1NgoPA03>

MCW April '18 Meeting: <https://photos.app.goo.gl/eCrhOtRsKUPYL0gJ2>

MCW April '18 Program: <https://photos.app.goo.gl/WRQj9UrJaQwFLye2>

MCW May '18 Germantown Public Library exhibit: <https://photos.app.goo.gl/yNqBxZpemPJ3bhpo1>

Bring-back Challenge (Gary Guenther)

It's nice to have a woodturned item in your collection from one of your friends.

Each month, we raffle off a piece by a Member, and the winner's responsibility is to turn a piece of his own and bring it back to the next Meeting to have it raffled off, in turn. It's a fun, if random, way for us to trade our work.

In our April 2018 Meeting, Gary Guenther's small, two-axis bowl was won by Clif Poodry, seen here accepting the piece from Gary.

Next month, Clif will bring something to raffle off to the next lucky winner.

You too can join in the fun. Just say "yes" to a Bring Back ticket at the May meeting.



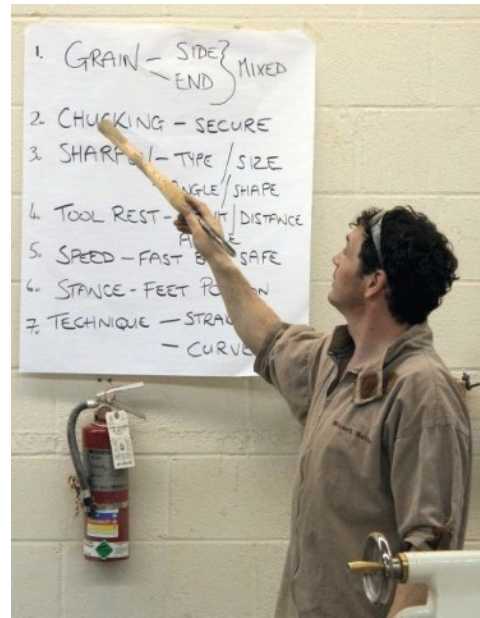
BACK TO BASICS by Gary Guenther

Back to Basics – Stuart Batty Videos (Gary Guenther)

One of MCW's prime directives is education. We have inexperienced turners who can use some guidance, and even experienced turners can benefit from an occasional refresher.

Stuart Batty is known as one of our preeminent woodturning educators, and his reputation is well earned. Stuart learned production turning as an apprentice to his father, and he knows what he's doing. Stuart has made a number of short, educational videos that address a number of basic and important topics, under the title "Seven Fundamentals". They are available via Vimeo. But there are a lot more than seven videos -- I have collected links to 27! Honestly, it's not easy to find them in any sensible order, but I've done the sorting task for you and will present them in coming issues of our Turning Journal in a planned sequence.

Last month, we had four Batty videos on his Fundamental #1, which is "grain". This month we're going to finish up this topic with two final episodes, on "tapered end grain". This is a very important topic. The first thing I do in the design phase, when selecting a piece of wood, long before mounting it on the lathe, is to decide which way I want the grain to run in the piece. It also dictates which tools we use and in what direction(s) we make our cuts. This is basic stuff, and, as such, it is crucial to understand it and to get it right. When I was a beginning turner, I worked to learn these concepts, and I still use them every time I design and turn a piece.



Tapered End Grain on Bowls/Platters and Grain Direction Part 1 (10:01)
<https://vimeo.com/68647903>

Tapered End Grain on Bowls/Platters and Grain Direction Part 2 (9:47)
<https://vimeo.com/68647902>

I'll continue next month with another Batty video, moving on to Fundamental #2: Jaws and Chucks. If you wish, you can look ahead yourself at topics of interest, listed randomly here:
<https://vimeo.com/woodturning>



Skills Enhancement Schedule Matt Radtke

Skills Enhancement Dates (subject to change). You must contact Matt Radtke at matt.radtke@gmail.com to reserve your spot for Skills Enhancements.

May 10th - Thursday of Meeting date

June 10th - Sunday after meeting

July 12th -Thursday of Meeting date

August 9th - Thursday of Meeting date

September 9th - Sunday after meeting

October 11th - Thursday of Meeting date

November 8th - Thursday of Meeting date

December 9th - Sunday after meeting



Germantown Public Library exhibit: see more here: <https://photos.app.goo.gl/yNqBxZpemPJ3bhpo1>



SHOW, TELL and ASK - February

Bob Grudberg



Lidded bowl [maple]



Natural edge vessel - maple



Joe Barnard



8" x 1 1/2" pepper grinder [red maple burl]



5" x 1" bottle stopper [maple]



9" x 3 1/2" natural edge bowl [maple]



Roman Steichen

Harry Potter inspired pen - resin, fabric, box elder



Eye glass holders [resin]



"attitude adjuster" mallet [oak]



30 Turn For the Troops pens [mixed woods]

Gary Guenther 4" x 3 1/2" x 2"
bowl [red maple]
(Bring back challenge)



Tom Ankrum



6 1/2" x 4" natural edge vessel [ash]



9" x 3" natural edge bowl [ash]

Tom Ankrum

5" x 3" bowl [red oak]



4" x 2 1/2" Goblet [Bradford pear]



4" x 6" tea light holder [birch]



Eliot Feldman small vessel [rhododendron root]



Mike Colella 15" "MD" magic wand [cast resin handle, African blackwood wand]

Steve Haddix



Natural edge bowl [ash, fire]



Hollow form 1 w/ void [cherry]



Hollow form 2 w/ void [cherry]

Tim Aley



5 1/2" x 6" Natural edge vase [spalted red maple]



3 1/2" x 3 1/4" box [red maple burl]



Crystal embellishment under lid

Tim Aley



Tim Aley 5 1/2" x2" bowl [red maple burl]



CLICK IT – Web Site of the Month (Gary Guenther)

A recommendation of a web site link I believe to be worth your time:

I like the writings of Doc Green. He has an outstanding web site at <http://www.docgreenwoodturner.com> Among other things it contains some excellent articles. His writing is clear, concise, and to the point. You can learn a lot by reading them. Here's his bio: <http://www.docgreenwoodturner.com/intro.html>

He has a 7-part series on “gouges” that I feel is a must read. If you read them all in order, it's like reading a book on the topic. I've been using gouges for over 15 years, and I learned some things. I recommend you read the articles in the order they're presented. You can move from one to the next by the links at the bottoms, but I'll give you the individual links, too, in case you feel the need to skip ahead.

Part 1, “An Introduction”:

<http://www.docgreenwoodturner.com/gouges1.html>

Part 2, “Spindle Roughing Gouge”:

<http://www.docgreenwoodturner.com/gouges2.html>

Part 3, “Bowl Gouges, the Basic Cut”:

<http://www.docgreenwoodturner.com/gouges3.html>

Part 4, “Gouges, Cutting on the Wing”:

<http://www.docgreenwoodturner.com/gouges4.html>

Part 5, “Gouges, Basic Sidegrain Turning”:


<http://www.docgreenwoodturner.com/gouges5.html>

Part 6, “Gouges, Cuts in Rough Turning a Bowl”:

<http://www.docgreenwoodturner.com/gouges6.html>

Part 7, “Gouges, Small Spindle and Detail Gouges”:

<http://www.docgreenwoodturner.com/gouges7.html>

**Video View – Instructional Videos of the Month** (Gary Guenther)

Free, online woodturning demonstrations for your viewing pleasure

I've got a good one for you, by one of the Masters, Richard Raffan. What's the catch? Yes, indeed!

Here's a (12:10) video on Understanding Catches.

<https://www.youtube.com/watch?v=jOvF5f1phhY&feature=youtu.be>

If you watch this carefully, several times, with understanding, you will be well on your way to avoiding those “oops” moments.

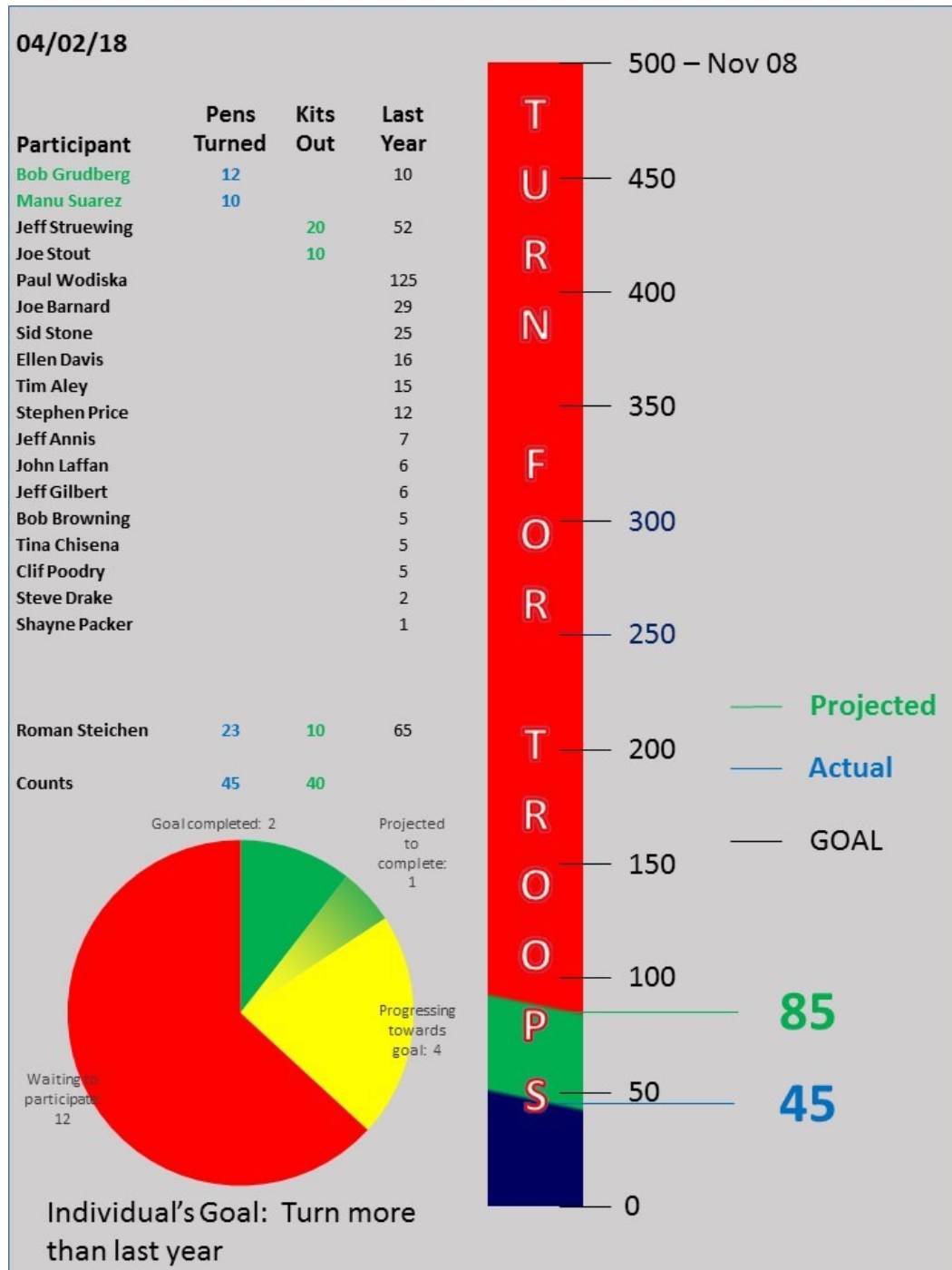
Turn for Troops (Roman Steichen)

We have 45 pens turned with an additional 40 more kits out there waiting to be turned. If you picked up kits from WWC, please let me know.

I should be at the April meeting to accept pens and give out kits. I will not be there until the end so see me early.

Our goals this year.

1. As a group, turn 500 pens by Veterans Day Weekend.
2. As individuals, turn more pens than you did last year.



Treasury Report (Phil Brown)

Income Items			Expense Items	
April Income 2018:			April Expenses 2018:	
Membership	\$100		Demonstrator	\$463.61
Silent Auction	<u>\$67.05</u>		Name tags	\$9.00
Demo fees	\$302		CCC 2018 Dues	\$50
Name Tags	\$9.00			
Total income	\$478.05		Total expenses	\$522.61
Total funds available	\$4651.24			

Do check out these great video stories of your club on Youtube:

This one is 1:12 minutes

<https://youtu.be/QYgfvTkQqBM>



This one is 1:00 minute

https://youtu.be/BXRzN_PEWY



If you have 9 minutes this is another version of the video, (MCW starts about 5:30 into video).

<https://youtu.be/CcYeqICZr6k>



SYMPOSIUM REGISTRATION IS NOW OPEN!

It's that time of year! Registration is now open for AAW's 32nd Annual International Symposium, in Portland, Oregon, June 14-17, 2018.

Secure your spot by registering today!

The AAW Annual International Symposium is an excellent opportunity to watch world-class demonstrators share their techniques, find out about the latest innovations in tools and materials, and be inspired by the instant gallery and other woodturning exhibits. Join us to experience in person the creative passion of woodturning while enjoying the company of others who share your interests.

Learn more at these links:

The action begins on Thursday evening, June 14... with and sessions for focused disciplines, including Ornamental Turners, Principally Pens, and Segmented Woodturners. Specialty group meetings will take place along with forums on other relevant woodturning subjects.

Christian Burchard

Also on Thursday night, Christian Burchard, globe-trotting woodturner, sculptor, furniture-maker, house-builder, goat-tender, cheese maker, and much more, will reflect on his journey in life and in woodturning in a presentation, "Predictable Unpredictability." While today he trusts his creative process, he says it was once hard to find his way.



The agenda continues Friday through Sunday, June 15-17... with a super selection of demonstrations and panel discussions that will appeal to wide variety of skill levels.

Wounded Warrior Program

Listed below are the dates for the upcoming WWP pen turning sessions for the first half of the year. As before, they will be held at the woodworkers club from 12:30-2:30. Each of these days is a Friday. If any changes are made I will inform you ASAP. I will also send out reminders as before.

Hope to see you there.

Don

16 February


16 March

13 April

18 May

15 June

MCW Lending Library

#	DVD title	author	status
#	<i>Vessels of Illusion</i>	Trent Bosch	
#	<i>Decorative Utility Bowls</i>	Trent Bosch	
3	<i>Sculpting Wood; Beyond the Lathe</i>	Trent Bosch	
4	<i>Two Ways to Make a Bowl,</i>	Batty & Mahoney	out
5	<i>The Skew Chisel,</i>	Alan Lacer	
6	<i>Son of Skew,</i>	Alan Lacer	out
7	Turn it On with Jimmy Clewes	Jimmy Clewes	
8	Cindy Drozda's Fabulous Finial Box	Cindy Drozda	
9	Turning Projects from Scrap	Bob Rosand	
10	Turning it up with Jimmy Clewes Vol.1	Jimmy Clewes	
11	Turning it up with Jimmy Clewes Vol.2	Jimmy Clewes	
12	Turning it up with Jimmy Clewes Vol.3	Jimmy Clewes	
13	<i>Bowl Basics: A workshop with Mike Mahoney</i>	Mike Mahoney	
14	<i>Heirlooms: Making things that last Mike Mahoney</i>	Mike Mahoney	out
15	Bowl Basics - The easy way	Lyle Jamieson	out
16	Bowl Basics - The easy way	Lyle Jamieson	out
17	Hollow Forms - The Easy Way -	Lyle Jamieson	
18	In Depth Hollowing Techniques – with Lyle Jamieson	Lyle Jamieson	
19	Projects Along the Woodturning Trail, (2 DVDs)	Alan Lacer	
20	<i>Del Stubbs (Recovery of classic 1985 video tape)</i>		out
21	<i>The International Turning Exchange 2006.</i>		
22	<i>Build elegant Wooden Kaleidoscopes with James N. Duxbury</i>	James Duxbury	
23	<i>Yo-yo Turning with Ed Davidson</i>	Ed Davidson	
24	<i>AAW Woodturning: Fundamentals of Sharpening</i>	AAW	
25	<i>Turning Boxes</i>	Richard Raffin	out
26	<i>Turning Project</i>	Richard Raffin	
27	<i>Turning Furniture Spindles</i>	Ernie Conover 	
28	<i>Simple Secrets of Spindle Turning</i>	Tom Flack	
29	<i>The Ellsworth Signature Gouge</i>	David Ellsworth	

#	DVD title	author	status
30	<i>AAW American Woodturning 1986-1993 Volumes 1-8</i>		
31	<i>AAW American Woodturning 1994-2001 Volumes 9-16</i>		
32	<i>AAW 2003 National Symposium Techniques Vol.1</i>		
33	<i>AAW 2004 National Symposium Techniques Vol. 1</i>		
34	<i>AAW 2004 National Symposium Techniques Vol. 2</i>		
35	<i>AAW 2004 National Symposium Instant Gallery and Critique</i>		
36	<i>AAW 2005 National Symposium Techniques Vol. 1</i>		
37	<i>AAW 2005 National Symposium Techniques Vol. 2</i>		
38	<i>AAW 2006 National Symposium Techniques Vol. 1</i>		
39	<i>AAW 2006 National Symposium Techniques Vol. 2</i>		
40	<i>AAW 2007 National Symposium Techniques Vol. 1</i>		
41	<i>AAW 2007 National Symposium Techniques Vol. 2</i>		
42	<i>AAW 2007 National Symposium Instant Gallery and Critique</i>		
43	<i>AAW 2008 National Symposium Techniques Vol. 1</i>		
44	<i>AAW 2008 National Symposium Techniques Vol. 2</i>		
45	<i>AAW 2009 National Symposium Techniques Vol. 1</i>		
46	<i>AAW 2009 National Symposium Techniques Vol. 2</i>		
47	<i>AAW 2009 National Symposium Instant Gallery & Critique</i>		

Meetings & Demonstrations

#	DVD title	author
48	<i>Barbara Dill Multi-Axis turning pdf files 2009</i>	
49	MCW Member Show and Tell Critique Jan. 2010	
50	David Ellsworth Demo March 2010	
51	Pat O'Brien Demo - Winged natural-Edge Bowl April 2010	
52	Tom Boley Platters with Double-stick Tape June 2010	
53	Warren Carpenter Burls and Walnut slice Inserts July 2010	
54	Mark Sfirri Offset Turning September 2010	
55	Jim Duxbury Secrets for creating Kaliedoscopes October 2010	
56	Clif Poodry Jam chucks and small boxes December 2010	
57	<i>January 2011 Member Critique</i>	
58	<i>Mark Supik Skew Chisel and Spindlturning February 2011</i>	corrupt
59	<i>Chuck Engstrom Goblets March 2011</i>	
60	<i>Allen Alexopulos Banksia Pod Turning April 2011</i>	
61	<i>Margaret Lospinuso Deconstruction & Reconstruction May 2011</i>	
62	<i>Clif Poodry Southwest Open Forms June 2011</i>	
63	<i>Keith Thompkins Winged Vessel August 2011</i>	
64	<i>Michael Kehs Turning a thin-walled bowls September 2011</i>	
65	<i>Warren Carpenter You don't have to cut the pith out of it, 6/14</i>	
66	<i>Derek Weidman Lathe Sculpture July 2014 (2 copies)</i>	
67	<i>Allen Alexopulos Hyperboloid Candlestick Aug 2014 (2 copies)</i>	
68	<i>Molly Winton Form, Surface enhancements & pyrography Sep 2014</i>	
69	<i>2015 Panel Critiques January 2015</i>	
70	<i>Jigs and Fixtures October 2015</i>	
71	<i>Richard Foa Useless Tools November 2015</i>	
72	<i>Mike Colella- Magic Wands December 2015</i>	

Continued		
73	<i>2016 Panel Critiques January 2016</i>	
74	<i>Bob Rupp - threading & spiraling jigs Feb 2016</i>	
75	<i>Tom Wirsing - Perfect Platters Apr 2016</i>	
76	<i>Dale Bright -how to get clean cuts May 2016</i>	
77	<i>Mike Sorge- Winged Vessel June 2016</i>	
78	<i>Carl Powell - Sharpening July 2016</i>	
79	<i>Roman Steichen - Pen Turning Aug 2016</i>	
80	<i>Dick Stohr - Spin Tops Sep 2016</i>	
81	<i>Joe Krammer-Bowl from a board Oct 2016</i>	
82	<i>Tim Moore- Birdhouse Ornament Nov 2016</i>	
83	<i>Members finishing techniques Dec 2016</i>	
84	<i>Panel Critique Jan 2017</i>	
85	<i>Matt Radke - Bowl Turning Feb 2017</i>	
86	<i>Steve Haddix - texture and Color Mar 2017</i>	
87	<i>Jeff Chelf -Platters Apr 2017</i>	
88	<i>George Taylor - Mesquite Bowl May 2017</i>	
89	<i>Mark St. Leger - Convex Bowl Sep 2017</i>	
90	<i>Andy DiPietro - Turning to Sculpting</i>	
100	4 special issues of Woodworker's Journal on Turning	
101	<i>Kelton Hollower</i>	
102	Relief Carved Embellishments for Wood projects	T. Cortese
103	<i>Connections: Sweet Possibilities and Grave Self-doubts</i>	Ron Kanter
104	<i>Woodworker's Journal Turning Projects 2010</i>	
105	<i>Hand-Crafted Pens-The Basics</i>	Penn State Industries
106	<i>Natural Edges & HolLow Forms</i>	Chris Stott
107	<i>Hollow Turning</i>	J. Jordan
108	<i>Rude Osolnik- Dean of American Woodturners</i>	
109	<i>Tormek Sharpening Innovation</i>	
110	<i>Elegant Finials</i>	C. Droza
111	<i>Basic Bowl andTurning a box with a fitted lid</i>	R. Raffin
112	<i>Turning Wood with Richard Raffin</i>	R. Raffin

Chapter

President	Ellen Davis	ellen@TwistedTreeDesign.com	301-728-5505
Assistant to the President	Tina Chisena	tinachisena@verizon.net	301-933-0676
Vice President	Bob Anderson	Robert.anderson4@verizon.net	301-270-6005
Program Chair	Steve Haddix	sthaddix@gmail.com	301-869-6983
Secretary	Daniel Jonas	daniel.jonas12@gmail.com	301-208-8265
Treasurer	Phil Brown	philfbrown@comcast.net	301-767-9863
Assistant Treasurer	Tim Aley	Taley16922@aol.com	301-869-6983
Membership Chair	Jim Allison	Jim-elaine@allison.net	301-706-6164
Newsletter Editor	Mike Colella	michael.j.colella@gmail.com	301-942-2853
Webmaster	Jeff Struewing	jeff@struewing.us	240-988-6422
President Emeritus	Gary Guenther	gary.guenther@iname.com	301-384-7594

Volunteers

Wounded Warrior Support Program Director	Don Van Ryk
Skills Enhancement Program Director	Matt Radtke, Eliot Feldman assistant
Public Library Exhibit Committee	Joe Bernard, Russ Iler, Mary Beardsley
Beads of Courage Program Director	Steve Haddix
Turning Works Program Director	Open
Montgomery County Ag Fair Program Director	Tim Aley
Turn for Troops Project Leader	Roman Steichen
Backup Secretary	open
Lending Librarian	John Laffan, Joe Barnard backup
Videography	Joe Stout, Joe Barnard, Sidney Stone, Gary Guenther
Gallery Photography and Web Albums	Mike Colella, Tim Aley, Sidney Stone, Gary Guenther
Candid Photography	Tim Aley, Gary Guenther
Show Tell & Ask Leaders	Mike Colella, Matt Radtke, Clif Poodry
Show Tell & Ask Recording and Trucking	Richard Webster and Jim Allison
Demo Fee Collection	Bob Grudberg
Setup Committee	Jim Allison, Margaret Follas
Clean-Up Committee	Paul Simon
Discount Deacon	Steve Drake
Brochure Boss	Phil Brown

MCW Resources

MCW Hands-on Mentoring Program: Hands-on mentoring is one of the most effective ways of learning turning techniques, tool use, and safety. We all have unique knowledge and ideas to impart. We encourage all Members to sign up to share a few hours of their time and knowledge at the lathe with each other, on a peer-to-peer basis, either in their homes or at Skills Enhancement sessions. We particularly encourage our new Members and beginners to use this opportunity to learn techniques and safety. Please let Ellen Davis know if you would like to participate.

Skills Enhancement: Once a month, we have an open lathe session at WWC, alternating on the Fridays and Sundays after the Meetings, under the guidance of Matt Radtke and Eliot Feldman. Please check the Newsletter and Web Site Calendars for monthly dates and reserve a limited slot in advance with Matt at mattradtk@gmail.com. Everyone shares skills and information, and its lots of fun.

MCW Facebook Group: Ellen Davis has created a Facebook Group just for MCW Members. The idea behind this is to allow you to post pictures of your work, ask questions, and provide another venue for our members to get to know each other better. For our MCW Facebook Group, please click the following link <https://www.facebook.com/groups/194941367515051/> and request to be added to the group. If you do not have a Facebook account and want one, please contact Ellen. We have over 45 Members involved.

MCW Lending Library: Now Free! Books and DVDs are available for borrowing. We have a good selection of video demonstrations and instructional materials from many top professional turners. If you missed a Meeting and would like to see the Program, you can check out the DVD. Please sign the form to check them out from John Laffan. If you have titles out, please return them promptly. There is no charge for this service.

Silent Auction: Not everyone has access to a chainsaw or a band saw, which makes it nice to have access to reasonably-priced, properly-sized turning blanks. Thanks to the generosity of Phil Brown and other Members, our Silent Auction provides this benefit at every Meeting. Please bring your 'road kill' to share with other Members.

Discounts: Steve Drake has assembled a selection of retailers who provide MCW Members with monetary discounts. First and foremost, of course, is the Woodworkers Club, but we have a number of others too. Please check out the list of participating merchants on the Web Site or at the end of each Newsletter.

Web Site: <http://montgomerycountywoodturners.org> Thanks to Webmaster Jeff Struewing we have an outstanding Web Site.

Newsletters: The MCW Newsletter Archive, accessible on the website, is a tremendous resource, containing the complete history of all MCW programs and activities from day one, as seen on a monthly basis through the years. All past issues back to Volume 1, Issue 1 in 2007 are available at <http://montgomerycountywoodturners.org/newsletters/>

Our Hosts: Our most important resource is our space. We are deeply indebted to our hosts, [The Woodworkers Club](#), for their continuing support in sharing their facility with us as we move into our tenth year. Please give Amy, Chris, Matt, and Ralph your individual expressions of appreciation, both verbally and with your wallets. If you need something, they will get it for you, either off the shelves or from the catalog – with no shipping charge.



Member Discounts

Woodworkers Club Rockville, Maryland (www.woodworkersclub.com). The Woodworkers Club, a Woodcraft affiliate, offers MCW Members a 10% rebate on all regularly priced items. After reaching certain plateaus of spending, you will become eligible for a rebate which you will receive by email and is good for 3 months. Non-qualifying items are power tools, items already on sale, gift cards, and items from companies that prohibit discounting (Festool, SawStop, Leigh, and a couple others). Our relationship with Woodworkers Club is very synergistic and important to us, and I encourage you to make your woodturning and woodworking purchases from them. If they don't have something in the store that's in the Woodcraft catalog or on their web site, they will get it for you, and you can save on shipping by picking it up at the store.

Exotic Lumber, Inc. Frederick, Maryland (<http://www.exoticlumber.com/>) With over 130 species in stock, Exotic Lumber has one of the widest selections available on the East Coast. We offer a 10% discount to MCW Members with membership badge. We have warehouse locations in Frederick and Annapolis, where you are welcome to select from our extensive selection of turning blocks.



Craft Supplies USA (www.woodturnerscatalog.com) is a family-owned and operated business serving the woodturning community. Individual MCW Members can save 10% on all finishes & disc abrasives -- just mention "Montgomery County Woodturners" and save, all year long.



Hartville Tool (www.hartvilletool.com) is a nationwide retailer of general and specialized tools for woodworking and home improvement. They offer free shipping to all. If you have accepted the MCW offer to "opt in" to be a member of the Hartville Tool Club, you will get a 15% discount on all tools (excluding sale items, gift cards, special orders, and Festool Products).



North Woods Figured Wood (www.nwfiguredwoods.com) North Woods is a multi-generational family-owned supplier of wood and wood blanks specifically selected with the woodturner in mind. They specialize in Pacific Coast native species of trees and have sizes from single pen blanks up to 1,500 lb. whole burls. With 20+ species in stock, there is something for everyone. Members get a 15% discount by mentioning their MCW membership during a phone order or by entering "WOODTURNERS" as a coupon code during online ordering.



2018 dues are due this month and next. They are remaining at \$25/person (\$35/family). AAW is having a special membership drive where people can join AAW for \$20 for 3 month with the option of \$40 for the next 9 months. Membership in both MCW and AAW qualifies a member to enter the drawings for the AAW turning

Tailstock



Bob Grudberg
Natural edge vessel 9 x 5
Ambrosia maple