



MEETING AGENDA

6:30-7:00 - Set-up, Check in Show & Tell
 Silent Auction, Shop
 7:00-7:30 - Business meeting
 7:30-7:50 - Show, Tell & Ask
 8:00-9:20 - Program
 9:00-9:45 - Clean up, Claim & pay for
 auction items

Meeting Location

WOODWORKERS CLUB
 11910-L PARKLAWN DR
 ROCKVILLE, MD 20852
 301-984-9033

**REMEMBER TO PARK IN
 BACK**

!!!NEXT MEETING JULY 26 SPECIAL DATE!!!

A LEGEND PASSES

His Life Is A Legacy Of Love - by Ellen Davis

You can see the reflection of the clouds in his eyes
 His steps have touched the earth to its core
 You can hear the bird song as he walks the woods
 His smile is true
 You can hear the trees whisper his name in awe
 His hands have traveled the world as he turns
 You are the joy he has created
 His presence has filled your heart
 You feel the roots he has planted
 His life is a legacy of love



Phil Brown was the founding member of the Montgomery County Woodturners (MCW) which held its first meeting February 2007.

As his family and friends know, Phil was diagnosed with stage IV prostate cancer in December 2016, with his liver already so riddled with cancer there was never a talk of cure, but just the hope to extend his life and ability to turn bowls with as much quality as possible. He has dealt with all the issues and scans and treatments bravely but now there are no more good options and his cancer is continuing to grow. We have had so many enjoyable and meaningful experiences in the past 18 months. This month alone he celebrated his 81st birthday with two daughters and three grandchildren here, we had a quick trip to the beach with Alex, Wyatt, and Clara, went to New York to see art to celebrate our 17th anniversary, and successfully hosted 8 wood artists from the Center for Art in Wood with help from friends. We appreciate so many neighbors and friends offering to help.



Phil at the first MCW meeting February 2007



Phil's classic design



Always willing to teach whenever asked, always did his share of participation, and sometimes just sat back and kept learning himself.



Phil with one of his many home made jigs.





At the County Fair



Phil at his last meeting on his 81st birthday.

Link to Caring Bridge to
offer your well wishes:
[https://
www.caringbridge.org/visit/
philfbrown](https://www.caringbridge.org/visit/philfbrown)

Reprinted from the January Turning Journal

Phillip Brown, Montgomery County Woodturners, Receives Lifetime Achievement Award (11/20/2017)

Thursday, November 30, 2017

2017 Lifetime Impact Award Recipient: Phillip Brown

by Gary Guenther

At the *2017 County Executive's Awards for Excellence in the Arts and Humanities*, on Nov. 6 at the Round House Theatre in Bethesda, Maryland, Montgomery County Executive, Ike Leggett, presented awards to eight individuals to recognize their contributions to the county's arts and cultural community. Mr. Leggett presented the *2017 Lifetime Impact Award* to Phillip Brown for his work with [Montgomery County Woodturners](#). Vicky Guenther presented Phil with a program signed by a number of Phil's friends and associates who attended to wish him well.

The ceremony, which started in 2002, honors the work of individuals who have made a mark in the community through arts and culture.

Leggett and his wife, Catherine Leggett, presented these awards during a special gala ceremony that included performances by Maryland Classic Youth Orchestras of Strathmore, Flying V Theatre, Metropolitan Youth Ballet, Bel Cantanti Opera, Jazz Encounters, and a screening from Gandhi Brigade Youth Media.

"We are thrilled to honor these incredibly gifted artists and scholars and appreciate the power of the arts and humanities to bring grace, hope, understanding and perspective to our world," said Suzan Jenkins, CEO of the Arts and Humanities Council of Montgomery County. "By celebrating these eight recipients, we celebrate all that is right and beautiful in our community."



Phil was interviewed prior to the ceremony, and gave the following responses to questions:

In what ways do you think your involvement in the Montgomery County arts and culture sector is impactful?

The formation of [Montgomery County Woodturners](#) (MCW) provides how-to-do-it training to amateurs, some of whom later create quality work accepted for exhibits and which sells in craft shows. MCW has exhibited member work at eight county libraries, those with exhibit cases, for the last 10 years. MCW has arranged multiple visits for members to major turned wood and craft collections in this area, including those of Fleur Bresler, Jerry and Deena Kaplan, Jane and Arthur Mason, and Judy and Jeff Bernstein. I have shown my turned work in invited or juried exhibits at the Tower and Popcorn Galleries, Glen Echo Park; Kramer Gallery in Silver Spring; Blackrock Center for the Arts in Germantown; VisArts and Washington Arts (now Artists and Makers) in Rockville; and in Creative Crafts Council exhibitions at Strathmore Mansion, and serve as the CCC treasurer. I helped hang pictures and shown in the Labor Day Art Shows at Glen Echo Park.

What do you love about the arts and culture sector in Montgomery County?

I like that there are art centers and galleries where I can see exhibitions in all media, theaters like Round House and Olney, and the Baltimore Symphony at the Strathmore Music Center.

What advice do you have for anyone looking to get involved in arts and culture?

I would recommend people identify the medium they are most interest in, volunteer at an organization, and attend events and exhibitions focusing on the medium. If they want to make art, there are classes at VisArts, Glen Echo Park, other art centers, and other places.

What was your earliest “art spark” or impetus for an interest in the arts?

An important and lasting spark for me was seeing the Craft Multiples exhibition at the Smithsonian Renwick Gallery in 1975. This exhibition caught the attention of numerous people who became craft artists or collectors.

After the ceremony, Phil's wife, Barbara Wolanin, had these recollections:

Phil was very pleased and gratified to be recognized by Isiah Leggett with a Lifetime Impact Award, one of the County Executive's Awards for Excellence in the Arts and

Humanities, on November 6, 2017, at Round House Theater. Phil's was the last award presented in a long program of awards, performances, and recognition of numerous grantees, and one of only two awarded by the County Executive himself. The focus of the award was Phil's founding of Montgomery County Woodturners and his acting as its first president. MCW has continued to be very active and successful, with many members attending the demonstrations, critiques, and skill enhancement sessions each month. Phil has arranged exhibitions of members' work in eight county libraries with display cases for ten years, enriching county residents and bringing attention to the field. He and other members demonstrate at the county fair each year. His award certificate reads "Phillip Brown / Montgomery County Woodturners," so in a real sense the chapter itself was recognized for its "vital contribution to the cultural life of Montgomery County." Phil was pleased to learn he was the unanimous choice of the judges.

In Phil's acceptance speech, he noted how twelve years ago, at a meeting he organized to see if there was interest in a new club, 23 people paid membership dues, and individuals volunteered to take on the website and the newsletter, which were both amazingly created in just two weeks. He thanked "the nine volunteers for elected positions, fifteen other volunteer roles, and our Woodworkers Club free meeting space, that keep MCW running as a vibrant educational organization" and continued "I was the catalyst who brought everyone together and provided encouragement to engage in outreach and educational endeavors." Phil was appreciative of the fellow turners and friends who came to celebrate with him.

Thank you, Phil, for all you've done.



Below is the actual link to the article from AAW: [article about Phil Brown's well-deserved 2017 Lifetime Impact Award](#) from Montgomery County, written by Gary Guenther. Also is an announcement of CA Savoy's passing, noted by Gary with [a link to an article on CA from Stan Wellborn](#). CA was a stalwart of Capital Area Woodturners across the river in Alexandria. He will be missed.

JULY 26 Ice Cream Social & Program - 6:30

Pete Madden - Geometry Inspired Turned Forms and how they did that!

Contents

Phil Brown	1
Evening Program	8
Presidents Message	10
Editor's Corner	11
Meeting Minutes for 3/9/2017	12
MoCo Fair info	14
Exhibits	15
Direct links to photos	20
Bring Back Challenge	20
Back To Basics	21
Skills Enhancement	22
Library exhibit pics	22
VA Woodturning Symposium	23
Women In Turning	24
AAW Symposium 2018	25
Show, Tell and Ask	26
Websites of the month	34
Turn for Troops	35
Treasury Report	36
MCW videos	39
Speaker Schedule	37
Wounded Warriors	37
Book Review	38
Lending Library	39
Member Contacts	43
MCW Resources	44
Member Discounts	44
Tailstock	45



Chesapeake Woodturner Pete Madden

Ever look at a geometry inspired turned form and wonder how in the world they did that? At our July demo, you'll hear Chesapeake Woodturner Pete Madden explain the wizardry behind these amazing shapes. Pete blends his love for turning with his advanced degrees in physics and mechanical engineering to create inspiring works of art.





Artist Bio:

Pete has been working with wood for 40+ years but started turning wood in 1985 when he bought a Sears lathe and started spindle



turning table legs for furniture that he had made. Pete began bowl turning in 2010 when he attended basic and advanced courses given by Joe Dickey at Maryland Hall. Shortly thereafter, he bought a Jet 1222vs lathe that he continues to use.

Like many of us, Pete tends to make “one offs”, he started with the mathematical forms after seeing the work of Michael Forster in the American Woodturner magazine in 2014. Pete tends to turn for his own enjoyment, but he has entered work in a few shows and enjoys demonstrating turning at woodworking shows.

Demo Outline:

Lathe vibrations - what cause it and how to control it.

Applying shape and thickness

Catenoid and Sinc X

Off axis turning

Costa minimal surface

Lathe demo showing how to make off-axis holes

Mathematical generation bowl shapes

Paraboloid and sphere combinations

Off-setting features

Questions and wrap up



President's Perspective

by Ellen Davis

This month's meeting is brought to you by your favorite childhood chant:

"I Scream, You Scream, We All Scream for Ice Cream!"

This month we'll welcome not only the summer with our Annual Ice Cream Social but also Pete Madden and his Geometry Inspired Turning.

After reading about Pete's process and background I started wondering how this month's demo was so closely related to one of my favorite meals (yes I said meals and not snacks), ice cream.

Pete will outline how to apply shape and thickness to wood, which could correlate



to how you scoop your ice cream (especially if you are using an ice cream scoop that you turned – see insert of Honduran Cedar Ice Cream Scoop that we use daily, yes I did say daily).

How would you deal with an off axis turning especially when your scoop or double scoop is starting to tilt off of your ice cream cone?

Mathematical generation bowl shapes: that's an easy one, make a lot of bowls, eat a lot of ice cream and pass along the stories, history and craft in making everything.

Can you tell I'm looking forward to learning more about Pete's processes while eating my ice cream? What could be better? See you all soon and don't forget to bring an appetite for information and something yummy.

Ellen

"Tomorrow we can eat broccoli, but today is for ice cream." – Unknown



Editor's Corner (Mike Colella)



I guess it was fate, as I delayed printing this July issue of TJ. This morning I awoke early to get some quiet time to finish up and the first email I read was from Ellen with the sad news that our dear friend had passed Saturday. I have known Phil when we were members of CAW, so it's been a few years and the one thing I can say is Phil was always that special kind of person. There's not enough words in my Thesaurus to define this man. Phil was like my "turning Dad" I never had. I learned lots from my dad as a young boy, always watching him at his work bench making things. If he didn't have the necessary tool, he would make it, much like Phil's jigs. If you've ever been to his small shop, you'll know what I mean. There's jigs and contraptions of all sizes and shapes hanging on the walls. Speaking of his shop, that's another thing as amazing as the man himself. Once I learned more about Phil and the quality of the work he created and how long he had been turning, I pictured this enormous shop, with all the latest tools and machines to create his marvelous bowls and vessels. I was shocked on my first visit. Imagine a very small (12x15) room (but with a high ceiling) packed with 2 very old and modest lathes, a very large AND old band saw, a good size dust collector, a joiner, table sander and planer. The last 3 items were basically tables for more wood, because I don't think he ever used them. And then the shelves, floor to ceiling (at least 12 feet high) covering one entire wall of the shop 2 feet deep of nothing but pre turned blanks, of all sizes and shapes, from 6" to 24", hundreds of them, some with dates going back 25 or more years. Oh and did I mention the various cabinets and shelves housing all the accessories, tools, sandpapers, you know what's needed. Luckily there was a tiny back room set aside for applying his "special" Phil Brown unique finish, the one that made his vessels feel like glass, but still look like wood. On my way home from that first visit, I quickly realized, it wasn't the exotic machines, or the fancy room, it was an extremely talented man. He had a vision, he knew how to get there, and he had the basic tools to do it and he did. And he was good at it. I was humbled and still am to this day. Recently in his failing state he asked if I would finish sanding and bottoms of a few final bowls. I was honored and I did. Looking at the writing on the bottom of one of them and the start date was March 1995, that's right 1995, that's 23 years ago. It was a small, 6 inches, one of his classic vessels, but I was actually nervous performing this rather simple task; what if I slipped and chipped it or didn't sand it good enough. Well no mishaps occurred and I was able to finish all of them. Upon delivering them back to him, he held them and nodded with approval and a smile, A smile I will always remember.

I think I can speak for all of us, that Phil Brown will be dearly missed.

Mike

MCW June 7, 2018 Meeting Agenda

Meeting Start: 7:00pm

Meeting End: 9:00pm

33 in Attendance

First item of business- Happy 81st Birthday to Phil!

Introduction:

Name tags: please wear them so members get to put a face with a name. If you do not have a permanent one, order forms can be found on the table. Talk to somebody you don't know.

Silent Auction: Please bring, but remember, if it doesn't sell, you have to take it back home with you.

Bring-back Challenge Program: Steve Haddix won previously. Congratulations to Thomas Ankrum for winning this month!

MCW Membership: Dues for 2018; \$25 for an individual and \$35 for a family membership! See Phil Brown or Jim Allison

New Business:

Members that did not renew have been removed from the email list and those that responded to my email and have indicated that they will renew will stay on the email list as well as have access to the Members Only Section of the web site. Thank you to all MCW Members.

Program News:

Wounded Warriors Program: Sessions are now on Fridays at 12:30 p.m. Please plan on helping out for this important cause. Don will send emails to announce sessions. The next session is scheduled for **Friday, June 15th**. Contact Don for more information at dvanryk@aol.com

Skills Enhancement Program: The month's session was held on **Sunday, June 10th**, from 10am – 1pm. Reservations are required. Next month's program will be on Sunday, Mar 11th from 10am – 1pm. If you would like to attend, please email Matt Radtke at mattradtk@gmail.com to reserve a space.

Public Library Exhibits: Next month our Library Exhibit is at the Davis Library. Contact Joe Barnard at barnards@wood-crafted.com with any questions.

Turn for Troops: To date we have _____ of pens turned and _____ pen kits out and waiting for their return. Contact Roman Steichen for more information on how you can help in 2018.

Beads of Courage: Steve Haddix is heading up our 2018 effort to help John's Hopkins Children's Oncology Dept. with Beads of Courage lidded bowls.

Turning Works: This month two bowls are going to help fund Alzheimer's Association thanks to Paul Wodiska's contacts there. Bowls are donated to help MoCo Charities. Interested in participating contact Ellen directly at Ellen@TwistedTreeDesign.com

MCW's Website: Contact Jeff Struewing at jeff@struewing.us if you have any questions or updates

Facebook: MCW's Facebook page is a private/closed group for our members. The link is <https://www.facebook.com/groups/194941367515051/> then request to be added to the group.

Activities News:

AAW Symposium: It's not too early to register for the AAW Symposium, held in Portland, OR from June 14 – 17, 2018. Check out <http://www.woodturner.org/page/2018Portland> for more information

Mid Atlantic Woodturning Symposium, Lancaster, PA from September 28 – September 30, 2018. Check out <http://www.mawts.com>

2018 Virginia Woodturning Symposium, Fishersville, VA from November 3 – November 4, 2018. Check out <http://viriniawoodturners.com>

Education:

MCW Video and Book Library: John Laffan is our librarian. Our books and DVDs are now free to borrow. Please sign them out and sign them back in.

Future Meeting Programs: Next meeting is on Thursday July 12, 2018

Show, Tell & Ask : Mike Colella

Evening Demonstration Program: Steve Haddix – Marbling & Hydro Dipping

For the first hour of the demo, Steve Haddix will be introducing and demonstrating a novel approach to applying color to turned objects known as marbling or hydro-dipping. Marbling itself is an ancient craft with roots in Turkey (using paints) and Japan (using dyes) where color is floated on liquid, manipulated into interesting patterns, and then applied to paper, silk, fabric, and other solid surfaces like wood, through submersion or rolling the object on across the surface. You likely have books in your home where the same marbling technique was used on the cover. For wood turners, this technique is interesting for the outside of bowls, faces of platters, exteriors of boxes, surface of tops or any other creative use that you can come up with. (see attached pictures or google for other images).

During the demo we will cover the basic concepts for how to prepare the object's surfaces, properly thin the paints, prepare the sizing, create and apply your designs, and then finish marbled wood once dry. Fortunately, this is a very low-cost technique with only a few materials and no special equipment required. While the concept of marbling is not complex, there are a few lessons learned that Steve has gathered while experimenting with this technique that he will share to help make your future applications at home equally successful. We also look forward to hearing recommendations from our many resident artists as well.



Montgomery County Fair

Members,

We are getting to the time of the [MOCO Ag fair](#). We are Demoing from Sat Aug 11 – Aug 18. If you see an empty slot in the attached schedule you can fill, just send me an email when you want to volunteer. Taley16922@aol.com If you want to demo but don't care about day and time, send me an email so I get you a ticket and name badge, then I will find some empty slot(s) early in August.

If you have never demoed before, it is a lot of fun. You can turn whatever you want from tops to bowls. We want to be safe so nothing too big and nothing too toxic including walnut but otherwise you are on your own. There will be someone to help if you need it and plenty of time to talk woodturning to the public. We will have some wood to turn or you can drag your own there. We will have some basic tools and I usually have some to share but you are encouraged to bring at least a tool or two that you feel comfortable with. I will have tickets at the Aug. 9th meeting or get them to you special

Please enter items in the fair. Some selected categories and rules are in the attached pdf. I will collect items at the July meeting and enter them for you or you can enter them yourself (note the Wed Aug. 8, and Thur Aug. 9 entry times)

Questions?? Send me an email! If you call and my phone does not say who you are, leave a message as I may not answer it because I am tired of answering the college loan helpers and the police benevolent fund people.

Thanks for your support of MCW.

Keep Turning Safely,

Tim Aley
211 Kent Oaks Way
Gaithersburg, MD 20878
Cell 301 706 6291

www.montgomerycountywoodturners.org

See Tim at Thursday night meeting for signup times available.

Glen Echo Park Exhibit and Other Future Exhibits - by Rich Foa

Club Members,

As I write this, Phil Brown's health has deteriorated and it is increasingly unlikely that he will be with us at the time of our September Tri-Club show at the Popcorn Gallery in Glen Echo Park. So the show is evolving into a tribute to Phil and his contributions to woodturning. For those who are interested in getting day to day updates about Phil's status, you can go to his page on the Caring Bridge website (www.caringbridge.org/visit/philbrown) .

The show's prospectus and submission forms are unchanged from what I sent out to everyone previously. Yesterday, I met with the gallery's directors to discuss the gallery's capacity, display requirements and other organizational details. Through this discussion, I was able to confirm plans for a show to include 75 juried pieces with an allotment of 25 pieces per participating club. Clubs are responsible for deciding which of the pieces submitted by their members will be accepted. The show's judges will decide awards. Each club is currently committed to accepting one piece from each member making submissions up to the point that that club's quota is reached.

As a result, we are allotted 25 entries. Folks who turn pens or make rings and other small items not typically shown in woodturning exhibitions are encouraged to submit stuff that is grouped (i.e., 8-12 pens as a single submission). Small items as these can be displayed in glass cabinets in the gallery rather than on pedestals. However, because our submissions are limited, we are responsible for judging our entries prior to the show IF more than 25 pieces are submitted. That will require our identifying our own judge (or judges). AND we'll have to turn in our submissions sometime before August 28th -- when deliveries will be made to the gallery.

I'm now asking club members who are planning to make submissions (up to a maximum of three per member) to let me know your intentions. We will then know whether to pick judges to screen those submissions and will know the magnitude of the task. It turns out that Glen Echo Park has its own supply of pedestals and are expected to provide us with 40 for this show. So we only need to contribute 6 of our tall pedestals plus 15 or so of our tabletop risers. The other clubs will also each contribute 6 pedestals. As the opening approaches, I will need some volunteers to help bring our entries and pedestals to Glen Echo, and to help with unpacking and set up. These are scheduled for Wednesday, August 28th. So, please also let me know if you can help out with this work.

THANK YOU ALL.

Rich

CCC in 2019

MCW, together with Capital Area Woodturners, is a participating member of the Creative Crafts Council, which holds a 2019 spring multimedia exhibition at Strathmore Mansion in Rockville. Jurors will be looking at digitally submitted photographs, probably in February 2019. So, design, photograph, and submit quality work which will wow the jurors. Later this year, see creativecommons.org

BlackRock in 2020

Ann Burton, Gallery Director at BlackRock Center for the Arts, really liked our January-February exhibition and the enthusiastic public response to it. She wants to repeat it in 2020, with some minor date changes from this year. I endorse this opportunity and again look forward to it. The 2017 digital application, with only minor modification, will again be used in late 2019. Whether you are new or an experienced woodturner, keep these exhibit opportunities in mind

Prospectus and Submission form for the tri-club exhibition to be held this September at the Popcorn Gallery at Glen Echo Park.

Members,

Please find attached the Prospectus and Submission form for the tri-club exhibition to be held this September at the Popcorn Gallery at Glen Echo Park. The exhibition is going to be a tribute to Phil Brown who is gravely ill. Phil is the originator of this exhibition and a large number of submissions would mean a great deal to Phil and his family, so please consider participating.

The total number of pieces that will be accepted into the show is still somewhat uncertain. Richard Foa hasn't been able to complete an analysis of the space in the Gallery. However, we have tentatively agreed a number of 75 pieces for the show – 25 from each of the participating clubs. The three clubs are Montgomery County Woodturners (MCW), Chesapeake Woodturners (CW) and Mid-Maryland Wood Turners Club (MMWTC). We are committed to trying to make sure that everyone who submits work(s) will have at least one of their submissions accepted. Whether we can do this, of course, depends on our final allotment.

Please complete the attached Submission form to enter your pieces. If you don't have a website, no problem, just leave the line blank. The cost is \$10 per piece submitted, with a maximum of three pieces per artist. Please send your completed Submission form and your check made out to the MCW to me at: 211 Kent Oaks Way, Gaithersburg, MD 20878. This money will be used to pay for advertising costs, a reception, award ribbons, etc.

Please read the Prospectus carefully, it contains important information on sales, commissions, etc.

While the title of the show suggests an emphasis on Bowls and Hollowforms, we are naturally placing the emphasis on quality and beauty, regardless of what the object is. There is a large glass case in the Gallery that is ideal for the display of jewelry, pens, and other small spindle turnings. Pen submissions and multiples of other small items will be considered as a group. In other words, any number of pens from one turner will

be considered one submission, but please exercise common sense in the number of items, say a half dozen items max in any one group.

If you had items in the Blackrock Exhibition last February, they can certainly be re-submitted since the audience for this show, primarily from southern Montgomery County, will be different. New works are, of course, especially appreciated.

MCW will identify its own Juror(s) to pre-screen our submissions in the event we get more submissions than we are allotted for the exhibition. Of course, I'm hoping we get 25 participants or more. This is a great opportunity to have your work recognized and appreciated by others! The show's distinguished judges, Jane and Arthur Mason, will primarily be tasked with determining awards.

I haven't fully worked out all the details for delivery, but please plan to have your items boxed and security packaged for delivery. Please mark clearly on the outside of the box your name and what is in the box. I plan to be at the meeting and accepting mails and also items can be dropped off to me, but please contact me first to arrange a time.

I also need a few volunteers to assist with delivery, collecting items, etc. If you have a question or can lend a hand, please let me know. I will have more details to follow.

I want to thank Rich Foa for stepping up to lead this effort and Rich and Dave working on this while I was out of the country!

Keep Turning Safely,

Tim Aley
211 Kent Oaks Way
Gaithersburg, MD 20878
Cell 301 706 6291

CALL FOR ENTRIES VESSELS FROM OUR TREES:

An exhibition of Turned Wood Objects by members of The Chesapeake Woodturners, The Mid-Maryland Woodturners, The Montgomery County Woodturners.

This exhibition was conceived and initiated by Phil Brown.

Where: The Popcorn Gallery at Glen Echo Park, Glen Echo, Maryland

When: September 1 to September 30, 2018 Hours: Saturdays and Sundays and Labor Day
Monday -- 11AM to 6 PM; Art Walk Fridays – 6 to 8 PM

Eligibility: Open to active members of the three participating woodturning clubs.

Deadline for Submissions: August 24, 2018

Jurors: Jane and Arthur Mason. Submissions will be initially screened by participating clubs according to a process established by each club individually.

Entry Fees: \$10 per submission up to a maximum of three per artist. Fees are payable to the club through which the work is submitted.

Sales: Works should be for sale. A limited number of pieces marked NFS are acceptable. The Glen Echo Park Partnership for Arts & Culture, Inc. (henceforth The Partnership) will retain a 30% commission on sold items. Artists whose work is sold will be required to provide a social security number or tax ID and current mailing address to the Glen Echo Park Partnership.

Important Dates:

Exhibition installation: Between Tuesday, August 28 and Friday August, 31

Art Walk / Artists Reception and Awards: Friday, September 7, 6 to 8 PM

Exhibition take down: Monday, October 1

Insurance: "While under the care and handling by Partnership staff, if work is stolen, damaged or broken due to our negligence, we will replace or repair the artwork at a value of up to 35% of the posted sales price. Sales prices must be approved by Partnership staff in advance of the show opening. We reserve the right to set a maximum damage/destruction payout value that is below the 35% threshold for pieces over \$1500." Additional insurance for works included in this exhibition shall be the responsibility of the artist.

Terms: Participating Artists are to supply an artist biography/artist statement up to one page in length for inclusion in a gallery binder. Contact information should be included. Business cards, if available, should also be provided.

Any artwork not picked up within thirty (30) days of the exhibition close date, will become property of the Partnership and the artist/organization will not be reimbursed for the artwork(s). Commission owed extends one (1) month after the close of the exhibition on any artwork sales that are a direct result of the exhibition and were on display in the exhibition. If a piece sells within one (1) month after the close of the exhibition, the artist must pay 15% commission to the Partnership within two weeks of the sale. Any artist violating this rule or failing to report a sale will not be allowed to exhibit in the future at Glen Echo Park. The Partnership reserves the right to refuse to accept, or may remove any artwork which Artist/Organization proposed to display or is displaying at the property, at the sole discretion of the Partnership. The artist will accept all liability for violation of any existing copyright or other third-party rights.

VESSELS FROM OUR TREES
Popcorn Gallery at Glen Echo Park
Submission Form

Show Dates: September 1 to September 30, 2018 Exhibition Installation: August 28 – August 31, 2018

Submission Deadline with Delivery to Local Clubs: August 24, 2018 Fees: \$10 per submission up to a maximum of three (3) submissions per artist – Fees are payable to the club to which you primarily belong.

Artist's Name: _____

Contact Information: E-mail: _____

Phone: _____

Website: _____

Item # 1 Title: _____

Description: _____

Dimensions: (H) _____ (W) _____ (D) _____

Wood(s): _____

Finish: _____ Price: _____

Item # 2 Title: _____

Description: _____

Dimensions: (H) _____ (W) _____ (D) _____

Wood(s): _____

Finish: _____ Price: _____

Item #3 Title: _____

Description: _____

Dimensions: (H) _____ (W) _____ (D) _____

Wood(s): _____

Finish: _____ Price: _____

DIRECT LINKS TO ONLINE PHOTOS - (For your viewing pleasure)

MCW June 2018 Web Albums for July TJ

MCW June '18 Gallery: <https://photos.app.goo.gl/Ajqoogjx2kAYYTQZ7>

MCW June '18 Meeting: <https://photos.app.goo.gl/GMZ6A7nxrfpJYW7dA>

MCW June '18 Program: <https://photos.app.goo.gl/bnQJ1y4zocpLVkPt7>

Davis Library Exhibit: <https://drive.google.com/open?id=1087NYg0mo0JVT2PUoHKEsYhvgEIsqb6H>

Bring-back Challenge (Gary Guenther)

It's nice to have a woodturned item in your collection from one of your friends.

Each month, we raffle off a piece by a Member, and the winner's responsibility is to turn a piece of their own and bring it back to the next Meeting to have it raffled off, in turn. It's a fun, if random, way for us to trade our work.

In our June 2018 Meeting, Steve Haddix' shallow marbled bowl was won by Tom Ankrum, seen here accepting the piece from Steve.

Next month, Tom will bring something to raffle off to the next lucky winner.

You too can join in the fun. Just say "yes" to a Bring Back ticket at the July meeting.



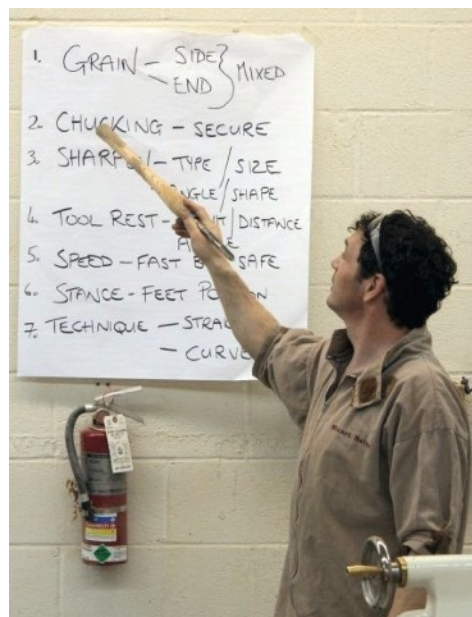
BACK TO BASICS by Gary Guenther

Back to Basics – Stuart Batty Videos (Gary Guenther)

One of MCW's prime directives is education. We have inexperienced turners who can use some guidance, and even experienced turners can benefit from an occasional refresher.

Stuart Batty is known as one of our preeminent woodturning educators, and his reputation is well earned. Stuart learned production turning as an apprentice to his father, and he knows what he's doing. Stuart has made a number of short, educational videos that address a number of basic and important topics, under the title "Seven Fundamentals". They are available via Vimeo. But there are a lot more than seven videos -- I have collected links to 27! Honestly, it's not easy to find them in any sensible order, but I've done the sorting task for you and will present them in coming issues of our Turning Journal in a planned sequence. This is the fifth article in the sequence. You can find the first four in previous editions of the *MCW Turning Journal*.

Last month, we had his Fundamental #2, which is Chucking. This month we're going to move on to Fundamental #3, which is "Sharpening", as seen in this image from his MCW demo in July 2008.



There are three videos associated with Fundamental #3 – a brief intro and two longer demos:

Fundamental #3: Video 1: Sharp Tools (2:34)

<https://vimeo.com/68652446>

Fundamental #3: Video 2: Importance of Sharpening Part 1 (15:03)

<https://vimeo.com/68784527>

Fundamental #3: Video 3: Importance of Sharpening Part 2 (8:32)

<https://vimeo.com/68784528>

Next month, I'll get into tool use, but, in the meanwhile, if you wish, you can look ahead yourself at topics of interest, listed randomly here: <https://vimeo.com/woodturning>



Skills Enhancement Schedule Matt Radtke

Skills Enhancement Dates (subject to change). You must contact Matt Radtke at matt.radtke@gmail.com to reserve your spot for Skills Enhancements.

May 10th - Thursday of Meeting date

June 10th - Sunday after meeting

July 26th -Thursday of Meeting date

August 9th - Thursday of Meeting date

September 9th - Sunday after meeting

October 11th - Thursday of Meeting date

November 8th - Thursday of Meeting date

December 9th - Sunday after meeting



Davis Public Library Exhibit

<https://photos.app.goo.gl/uzsaon8TmmjR5suX9>





Virginia Woodturning Symposium

invites you to join us at our event

SAVE THE DATE!!

Virginia Woodturning Symposium 2018

November 3 & 4, 2018

Expoland - Fishersville, VA

There will be 41 rotations held at 7 different stations covering a number of turning techniques during this exciting 2 day event! This is an awesome opportunity to enhance your knowledge base!

Some of the demo topics include-

Fabulous Finials, Pen Making Start to Finish, Fun with Spheres, The Airbrush Demystified, Natural Edge Winged Bowl, Basic Bowls, Techniques for Deep Vessels, and many other fantastic sessions!

The following demonstrators are on the schedule:

Cindy Drozda	Rudy Lopez	Donna Banfield
Nick Cook	Barry Gross	Frank Penta
Graeme Priddle	Mark St. Ledger	Lyle Jamieson
Joe Fleming	Dick Hines	Fred Williamson
Mike Sorge		

The symposium is a great place to meet woodturners from other clubs, learn new skills, and talk with vendors about your tool and supply needs! There are also opportunities to work on your techniques with experts at the Skills Center, and an Instant Gallery where you can view or display turnings!

If you pre-register before October 26, 2018, the price is only \$80 for the weekend!

Check us out for details on the web at: <http://www.virginiawoodturners.com>

Stay tuned for more details in the months to come and **MARK YOUR CALENDAR!!**

We look forward to seeing you in November!

Women in Turning



Dear Chapter President,

The AAW WIT Committee (Women in Turning) is sponsoring a three-day event at Arrowmont, Sept 5-7. The event is described in the following information that was sent to those on the WIT email list. There may be women in your chapter who are not on that list. We haven't met our registration goal and would appreciate your help in getting this message to all the women in your chapter.

Some chapters are offering a scholarship to a woman in their chapter. This may be something that your chapter could also consider providing.

Dear Ladies,

Better than summer camp, the WIT EXCHANGE to be held at Arrowmont, September 5-7, will be a great opportunity to expand your creativity, turning skills, and your circle of friends. ***If you have considered registering, PLEASE DO SO NOW!*** We need 21 more registrations by July 15th to make the EXCHANGE happen! For more information and to register you can follow this link <https://www.woodturner.org/general/custom.asp?page=WITEvents>

Just think of it, three days when you don't need to take time to prepare meals and can work and play in small groups on a project of your design! Each day your team will work in a fun-filled and fast-paced exploration of designing and creating a piece based on randomly generated word pairs by employing a variety of techniques including, but not limited to, woodturning, pyrography, carving, and painting. We will all be sharing and learning from each other! If there is a certain tool or technique you want to use, but are not sure how to go about it, just ask. Someone will be able to help you. Evenings will be filled with discussions and slide shows. All levels of experience are welcome - even if you are a newbie. Registration includes all your meals and materials.

Help meet our goal -- register now!

Questions? Contact one of the following WIT Committee members:

Your AAW WIT Committee

Kathleen Duncan woodspinner@gmail.com (AAW Board Member & WIT Committee Chair)

Elizabeth Amigo efamigo@msn.com

Sally Ault sallyault@cox.net

Dixie Biggs dixie@dixiebiggs.com

Linda Ferber linda@woodturner.org

Jean LeGwin jlegwin@ec.rr.com

Andi Wolfe andiwolfe@yahoo.com



See you in September

AAW Symposium 2018 (Jeff Gilbert)


In mid June I attended the 2018 symposium in Portland Oregon where I was able to attend a dozen different lectures/demonstrations over a wide range of topics. There were over 1400 participants and an art exhibit from the demonstrators and others. Turners also donated 160 boxes for Beads of Courage. Plenty of inspiration for future projects. Between what I brought back from the lectures (and what I brought back from the trade show) I had a marvelous time. I am looking forward to next year in Raleigh.



SHOW, TELL and ASK - June 2018



Richard Webster 13" x 2" platter [box elder]



Richard Webster 7" x 4" natural edge bowl [ash]



Gary Guenther 1 3/8" x 5" pedestal for
heliopause [heli, dye, paint]



Margaret Follas 8" x 1" platter [ambrosia maple]

Bob Gruderg



12" x 8" bowl [multiple woods]



6" x 4" natural edge bowl [maple]

Bob Gruderg



4" x 6" vessel [multiple]



7" x 3" bowl [black locust]



7" x 2" natural edge bowl
[black locust]



Marjory Haddix 6" x 1" bowl [walnut]



Steve Haddix 16" x 5" bowl [ash]



Jeff Struewing 8 1/2" x 2 1/2" "river runs through it" bowl [box elder]



Jeff Struewing 3" x 4" hollow form [maple]



Jon Bluth 5" x 2 1/2" bowl [paduk]

Jon Bluth 7" x 4" bowl [pear]Hinoki



Jon Bluth 6 1/2" x 1 1/2" bowl [cherry]

CLICK IT – Web Site of the Month (Gary Guenther)

A recommendation of a web site link I believe to be worth your time:



This one link buys you 37 links to archived newsletters from the Woodturning Tool Store. Lots of good topics here. Take a look through the listing and download your pdf of interest from Gord and Brian, thanks to Tod's work to keep them available.

<https://woodturningtoolstore.com/news/archived-newsletters/>

Video View – Instructional Videos of the Month (Gary Guenther)

Free, online woodturning demonstrations for your viewing pleasure

Because this month's *Back to Basics* videos from Stuart Batty are about sharpening, it's a good opportunity to add this excellent, longer AAW video on the *Fundamentals of Sharpening* by four experts: John Jordan, Bonnie Klein, Alan Lacer, and Bill Johnston.

The four-part Guide is an hour and a half long, but well worth every minute, and you can watch it in sections, if you prefer. It includes information about grinders and wheels and their maintenance, tool shapes, and how to cut with those freshly-sharpened tools, for a wide variety of tools. Check it out at: <https://vimeo.com/111139564>



Turn for Troops

Last month we had 81 pens turned this month we've got 156. Last weekend I cut up 90 curly maple blanks. I'll bring them to the meeting. I'd rather not bring them back home.

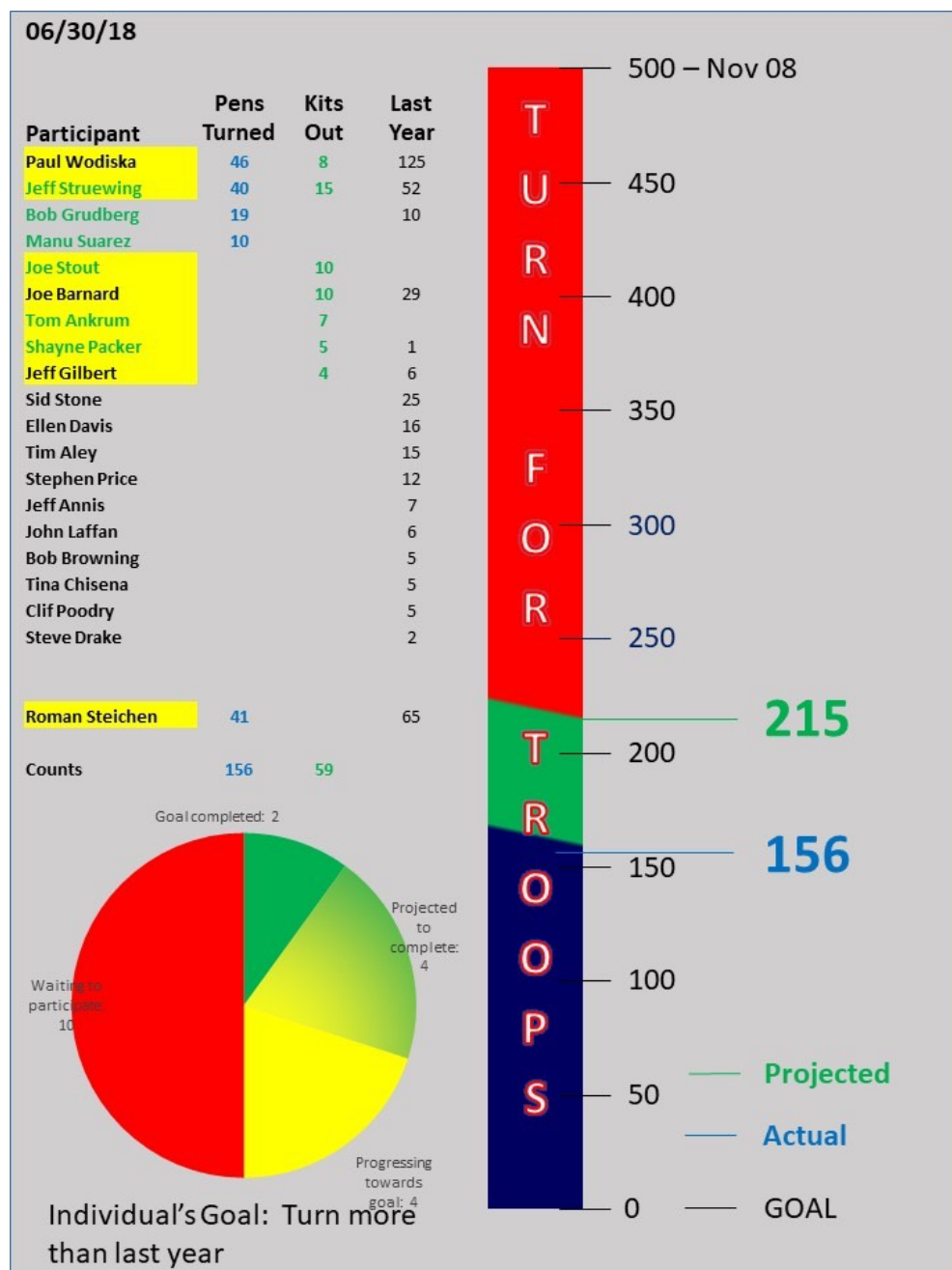
I should be at the July meeting to accept pens and give out kits. I will not be there until the end so see me early.

Our goals this year.

1. As a group, turn 500 pens by Veterans Day Weekend.
2. As individuals, turn more pens than you did last year.

Thanks

Roman



Treasury Report (Phil Brown/Tim Aley)

Income Items		Expense Items	
June Income 2018:		June Expenses 2018:	
Membership	\$200	Demonstrator	\$220
Silent Auction	<u>\$68</u>	Demo Supplies	\$80
Demo Kits collected	\$100		
Name Tags	\$18		
Total income	\$368	Total expenses	\$300
Total funds available	\$4604.24		

Do check out these great video stories
your club on Youtube:

of

This one is 1:12 minutes

<https://youtu.be/QYgfvTkQqBM>



This one is 1:00 minute

https://youtu.be/BXRzZn_PEWY



If you have 9 minutes this is another version of the video, (MCW starts about 5:30 into video).

<https://youtu.be/CcYeqICZr6k>

Proposed Program Schedule for the rest of the year:

7/12/2018 Peter Madden: Application of Mathematics to Turning Wood / Ice-cream social

8/9/2018 Various Tips, Jigs & Tricks

9/6/2018 Jason Breach - TBD

10/11/2018 Michael Kehs

11/8/2018 Joe Dickey?

Joe agreed to demo late in the year, but I need to get him nailed down

12/6/2018 Barbara Dill?

Ellen spoke with Barbara and she is open to doing a demo, we just need to confirm months with her as well



Wounded Warrior Program

Listed below are the dates for the upcoming WWP pen turning sessions for the first half of the year. As before, they will be held at the woodworkers club from 12:30-2:30. Each of these days is a Friday. If any changes are made I will inform you ASAP. I will also send out reminders as before.

Hope to see you there.

Don

16 February

16 March

13 April

18 May

15 June

Book Review (Thomas Ankrum III)

West, Chris (2017). *Adding Spice to Your Woodturning: 20 Salt, Pepper & Spice Shaker Projects for Woodturners*, Artisan Ideas, China.

I reviewed Chris West's Book "Adding Spice to Your Woodturnings" and decided to try out a few of the projects. I initially borrowed a copy from my local woodturning club, but after looking over the different projects I decided I wanted my own copy so I could try out more than just one or two.

The book is broken down into three parts: Before You Begin, Projects, and Suppliers. Most of the information in the Chapter "Before You Begin" is basic, but pay particular attention to the sections on Shaker Accessories and Shaker Jigs. The next section is the projects, containing 20 different projects; 8 for beginners, 9 intermediate, and 3 experienced; all require kiln dried wood. Each project contains step-by-step instructions for completion. The last section is a one page list of suppliers for both UK and the United States and Canada. This list, however, is not extensive. I was able to find quite a few other suppliers when I did a search for bungs (a stopper for closing a hole in a container).

While, as it turns out, I'm not ready for the experienced projects yet (I had some difficulty with project #8, pages 40-41), I plan to work my way through each project until I'm successful with each. I would highly recommend this book to any woodturner interested in going beyond the basic salt and pepper shaker designs.


Thomas Scott Ankrum III

Member of Montgomery County Woodturners (MCW)

Rockville, MD, USA



MCW Lending Library

#	DVD title	author	status
#	<i>Vessels of Illusion</i>	Trent Bosch	
#	<i>Decorative Utility Bowls</i>	Trent Bosch	
3	<i>Sculpting Wood; Beyond the Lathe</i>	Trent Bosch	
4	<i>Two Ways to Make a Bowl,</i>	Batty & Mahoney	out
5	<i>The Skew Chisel,</i>	Alan Lacer	
6	<i>Son of Skew,</i>	Alan Lacer	out
7	Turn it On with Jimmy Clewes	Jimmy Clewes	
8	Cindy Drozda's Fabulous Finial Box	Cindy Drozda	
9	Turning Projects from Scrap	Bob Rosand	
10	Turning it up with Jimmy Clewes Vol.1	Jimmy Clewes	
11	Turning it up with Jimmy Clewes Vol.2	Jimmy Clewes	
12	Turning it up with Jimmy Clewes Vol.3	Jimmy Clewes	
13	<i>Bowl Basics: A workshop with Mike Mahoney</i>	Mike Mahoney	
14	<i>Heirlooms: Making things that last Mike Mahoney</i>	Mike Mahoney	out
15	Bowl Basics - The easy way	Lyle Jamieson	out
16	Bowl Basics - The easy way	Lyle Jamieson	out
17	Hollow Forms - The Easy Way -	Lyle Jamieson	
18	In Depth Hollowing Techniques – with Lyle Jamieson	Lyle Jamieson	
19	Projects Along the Woodturning Trail, (2 DVDs)	Alan Lacer	
20	<i>Del Stubbs (Recovery of classic 1985 video tape)</i>		out
21	<i>The International Turning Exchange 2006.</i>		
22	<i>Build elegant Wooden Kaleidoscopes with James N. Duxbury</i>	James Duxbury	
23	<i>Yo-yo Turning with Ed Davidson</i>	Ed Davidson	
24	<i>AAW Woodturning: Fundamentals of Sharpening</i>	AAW	
25	<i>Turning Boxes</i>	Richard Raffin	out
26	<i>Turning Project</i>	Richard Raffin	
27	<i>Turning Furniture Spindles</i>	Ernie Conover 	
28	<i>Simple Secrets of Spindle Turning</i>	Tom Flack	
29	<i>The Ellsworth Signature Gouge</i>	David Ellsworth	

#	DVD title	author	status
30	<i>AAW American Woodturning 1986-1993 Volumes 1-8</i>		
31	<i>AAW American Woodturning 1994-2001 Volumes 9-16</i>		
32	<i>AAW 2003 National Symposium Techniques Vol.1</i>		
33	<i>AAW 2004 National Symposium Techniques Vol. 1</i>		
34	<i>AAW 2004 National Symposium Techniques Vol. 2</i>		
35	<i>AAW 2004 National Symposium Instant Gallery and Critique</i>		
36	<i>AAW 2005 National Symposium Techniques Vol. 1</i>		
37	<i>AAW 2005 National Symposium Techniques Vol. 2</i>		
38	<i>AAW 2006 National Symposium Techniques Vol. 1</i>		
39	<i>AAW 2006 National Symposium Techniques Vol. 2</i>		
40	<i>AAW 2007 National Symposium Techniques Vol. 1</i>		
41	<i>AAW 2007 National Symposium Techniques Vol. 2</i>		
42	<i>AAW 2007 National Symposium Instant Gallery and Critique</i>		
43	<i>AAW 2008 National Symposium Techniques Vol. 1</i>		
44	<i>AAW 2008 National Symposium Techniques Vol. 2</i>		
45	<i>AAW 2009 National Symposium Techniques Vol. 1</i>		
46	<i>AAW 2009 National Symposium Techniques Vol. 2</i>		
47	<i>AAW 2009 National Symposium Instant Gallery & Critique</i>		

Meetings & Demonstrations

#	DVD title	author
48	<i>Barbara Dill Multi-Axis turning pdf files 2009</i>	
49	MCW Member Show and Tell Critique Jan. 2010	
50	David Ellsworth Demo March 2010	
51	Pat O'Brien Demo - Winged natural-Edge Bowl April 2010	
52	Tom Boley Platters with Double-stick Tape June 2010	
53	Warren Carpenter Burls and Walnut slice Inserts July 2010	
54	Mark Sfirri Offset Turning September 2010	
55	Jim Duxbury Secrets for creating Kaliedoscopes October 2010	
56	Clif Poodry Jam chucks and small boxes December 2010	
57	<i>January 2011 Member Critique</i>	
58	<i>Mark Supik Skew Chisel and Spindlturning February 2011</i>	corrupt
59	<i>Chuck Engstrom Goblets March 2011</i>	
60	<i>Allen Alexopulos Banksia Pod Turning April 2011</i>	
61	<i>Margaret Lospinuso Deconstruction & Reconstruction May 2011</i>	
62	<i>Clif Poodry Southwest Open Forms June 2011</i>	
63	<i>Keith Thompkins Winged Vessel August 2011</i>	
64	<i>Michael Kehs Turning a thin-walled bowls September 2011</i>	
65	<i>Warren Carpenter You don't have to cut the pith out of it, 6/14</i>	
66	<i>Derek Weidman Lathe Sculpture July 2014 (2 copies)</i>	
67	<i>Allen Alexopulos Hyperboloid Candlestick Aug 2014 (2 copies)</i>	
68	<i>Molly Winton Form, Surface enhancements & pyrography Sep 2014</i>	
69	<i>2015 Panel Critiques January 2015</i>	
70	<i>Jigs and Fixtures October 2015</i>	
71	<i>Richard Foa Useless Tools November 2015</i>	
72	<i>Mike Colella- Magic Wands December 2015</i>	

Continued		
73	<i>2016 Panel Critiques January 2016</i>	
74	<i>Bob Rupp - threading & spiraling jigs Feb 2016</i>	
75	<i>Tom Wirsing - Perfect Platters Apr 2016</i>	
76	<i>Dale Bright -how to get clean cuts May 2016</i>	
77	<i>Mike Sorge- Winged Vessel June 2016</i>	
78	<i>Carl Powell - Sharpening July 2016</i>	
79	<i>Roman Steichen - Pen Turning Aug 2016</i>	
80	<i>Dick Stohr - Spin Tops Sep 2016</i>	
81	<i>Joe Krammer-Bowl from a board Oct 2016</i>	
82	<i>Tim Moore- Birdhouse Ornament Nov 2016</i>	
83	<i>Members finishing techniques Dec 2016</i>	
84	<i>Panel Critique Jan 2017</i>	
85	<i>Matt Radke - Bowl Turning Feb 2017</i>	
86	<i>Steve Haddix - texture and Color Mar 2017</i>	
87	<i>Jeff Chelf -Platters Apr 2017</i>	
88	<i>George Taylor - Mesquite Bowl May 2017</i>	
89	<i>Mark St. Leger - Convex Bowl Sep 2017</i>	
90	<i>Andy DiPietro - Turning to Sculpting</i>	
100	4 special issues of Woodworker's Journal on Turning	
101	<i>Kelton Hollower</i>	
102	Relief Carved Embellishments for Wood projects	T. Cortese
103	<i>Connections: Sweet Possibilities and Grave Self-doubts</i>	Ron Kanter
104	<i>Woodworker's Journal Turning Projects 2010</i>	
105	<i>Hand-Crafted Pens-The Basics</i>	Penn State Industries
106	<i>Natural Edges & HolLow Forms</i>	Chris Stott
107	<i>Hollow Turning</i>	J. Jordan
108	<i>Rude Osolnik- Dean of American Woodturners</i>	
109	<i>Tormek Sharpening Innovation</i>	
110	<i>Elegant Finials</i>	C. Droza
111	<i>Basic Bowl andTurning a box with a fitted lid</i>	R. Raffin
112	<i>Turning Wood with Richard Raffin</i>	R. Raffin

Chapter

President	Ellen Davis	ellen@TwistedTreeDesign.com	301-728-5505
Assistant to the President	Tina Chisena	tinachisena@verizon.net	301-933-0676
Vice President	Bob Anderson	Robert.anderson4@verizon.net	301-270-6005
Program Chair	Steve Haddix	sthaddix@gmail.com	301-869-6983
Secretary	Daniel Jonas	daniel.jonas12@gmail.com	301-208-8265
Treasurer	Phil Brown	philfbrown@comcast.net	301-767-9863
Assistant Treasurer	Tim Aley	Taley16922@aol.com	301-869-6983
Membership Chair	Jim Allison	Jim-elaine@allison.net	301-706-6164
Newsletter Editor	Mike Colella	michael.j.colella@gmail.com	301-942-2853
Webmaster	Jeff Struewing	jeff@struewing.us	240-988-6422
President Emeritus	Gary Guenther	gary.guenther@iname.com	301-384-7594

Volunteers

Wounded Warrior Support Program Director	Don Van Ryk
Skills Enhancement Program Director	Matt Radtke, Eliot Feldman assistant
Public Library Exhibit Committee	Joe Bernard, Russ Iler, Mary Beardsley
Beads of Courage Program Director	Steve Haddix
Turning Works Program Director	Ellen Davis
Montgomery County Ag Fair Program Director	Tim Aley
Turn for Troops Project Leader	Roman Steichen
Backup Secretary	Gary Guenther
Lending Librarian	John Laffan, Joe Barnard backup
Videography	Joe Stout, Joe Barnard.
Gallery Photography and Web Albums	Mike Colella, Tim Aley, Sidney Stone, Gary Guenther
Candid Photography	Tim Aley, Gary Guenther
Show Tell & Ask Leaders	Mike Colella, Matt Radtke, Clif Poodry
Show Tell & Ask Recording and Trucking	Richard Webster and Jim Allison
Demo Fee Collection	Bob Grudberg
Setup Committee	Jim Allison, Margaret Follas
Clean-Up Committee	Paul Simon
Discount Deacon	Steve Drake
Brochure Boss	Phil Brown

MCW Resources

MCW Hands-on Mentoring Program: Hands-on mentoring is one of the most effective ways of learning turning techniques, tool use, and safety. We all have unique knowledge and ideas to impart. We encourage all Members to sign up to share a few hours of their time and knowledge at the lathe with each other, on a peer-to-peer basis, either in their homes or at Skills Enhancement sessions. We particularly encourage our new Members and beginners to use this opportunity to learn techniques and safety. Please let Ellen Davis know if you would like to participate.

Skills Enhancement: Once a month, we have an open lathe session at WWC, alternating on the Fridays and Sundays after the Meetings, under the guidance of Matt Radtke and Eliot Feldman. Please check the Newsletter and Web Site Calendars for monthly dates and reserve a limited slot in advance with Matt at mattradtk@gmail.com. Everyone shares skills and information, and its lots of fun.

MCW Facebook Group: Ellen Davis has created a Facebook Group just for MCW Members. The idea behind this is to allow you to post pictures of your work, ask questions, and provide another venue for our members to get to know each other better. For our MCW Facebook Group, please click the following link <https://www.facebook.com/groups/194941367515051/> and request to be added to the group. If you do not have a Facebook account and want one, please contact Ellen. We have over 45 Members involved.

MCW Lending Library: Now Free! Books and DVDs are available for borrowing. We have a good selection of video demonstrations and instructional materials from many top professional turners. If you missed a Meeting and would like to see the Program, you can check out the DVD. Please sign the form to check them out from John Laffan. If you have titles out, please return them promptly. There is no charge for this service.

Silent Auction: Not everyone has access to a chainsaw or a band saw, which makes it nice to have access to reasonably-priced, properly-sized turning blanks. Thanks to the generosity of Phil Brown and other Members, our Silent Auction provides this benefit at every Meeting. Please bring your 'road kill' to share with other Members.

Discounts: Steve Drake has assembled a selection of retailers who provide MCW Members with monetary discounts. First and foremost, of course, is the Woodworkers Club, but we have a number of others too. Please check out the list of participating merchants on the Web Site or at the end of each Newsletter.

Web Site: <http://montgomerycountywoodturners.org> Thanks to Webmaster Jeff Struewing we have an outstanding Web Site.

Newsletters: The MCW Newsletter Archive, accessible on the website, is a tremendous resource, containing the complete history of all MCW programs and activities from day one, as seen on a monthly basis through the years. All past issues back to Volume 1, Issue 1 in 2007 are available at <http://montgomerycountywoodturners.org/newsletters/>

Our Hosts: Our most important resource is our space. We are deeply indebted to our hosts, [The Woodworkers Club](#), for their continuing support in sharing their facility with us as we move into our tenth year. Please give Amy, Chris, Matt, and Ralph your individual expressions of appreciation, both verbally and with your wallets. If you need something, they will get it for you, either off the shelves or from the catalog – with no shipping charge.



Member Discounts

Woodworkers Club Rockville, Maryland (www.woodworkersclub.com). The Woodworkers Club, a Woodcraft affiliate, offers MCW Members a 10% rebate on all regularly priced items. After reaching certain plateaus of spending, you will become eligible for a rebate which you will receive by email and is good for 3 months. Non-qualifying items are power tools, items already on sale, gift cards, and items from companies that prohibit discounting (Festool, SawStop, Leigh, and a couple others). Our relationship with Woodworkers Club is very synergistic and important to us, and I encourage you to make your woodturning and woodworking purchases from them. If they don't have something in the store that's in the Woodcraft catalog or on their web site, they will get it for you, and you can save on shipping by picking it up at the store.

Exotic Lumber, Inc. Frederick, Maryland (<http://www.exoticlumber.com/>) With over 130 species in stock, Exotic Lumber has one of the widest selections available on the East Coast. We offer a 10% discount to MCW Members with membership badge. We have warehouse locations in Frederick and Annapolis, where you are welcome to select from our extensive selection of turning blocks.



Craft Supplies USA (www.woodturnerscatalog.com) is a family-owned and operated business serving the woodturning community. Individual MCW Members can save 10% on all finishes & disc abrasives -- just mention "Montgomery County Woodturners" and save, all year long.



Hartville Tool (www.hartvilletool.com) is a nationwide retailer of general and specialized tools for woodworking and home improvement. They offer free shipping to all. If you have accepted the MCW offer to "opt in" to be a member of the Hartville Tool Club, you will get a 15% discount on all tools (excluding sale items, gift cards, special orders, and Festool Products).



North Woods Figured Wood (www.nwfiguredwoods.com) North Woods is a multi-generational family-owned supplier of wood and wood blanks specifically selected with the woodturner in mind. They specialize in Pacific Coast native species of trees and have sizes from single pen blanks up to 1,500 lb. whole burls. With 20+ species in stock, there is something for everyone. Members get a 15% discount by mentioning their MCW membership during a phone order or by entering "WOODTURNERS" as a coupon code during online ordering.



2018 dues are due this month and next. They are remaining at \$25/person (\$35/family). AAW is having a special membership drive where people can join AAW for \$20 for 3

Tailstock



Phil Brown
What A Guy