



#### MEETING AGENDA

6:30-7:00 - Set-up, Check in Show & Tell  
 Silent Auction, Shop  
 7:00-7:30 - Business meeting  
 7:30-7:50 - Show, Tell & Ask  
 8:00-9:20 - Program  
 9:00-9:45 - Clean up, Claim & pay for  
 auction items

#### Meeting Location

WOODWORKERS CLUB  
 11910-L PARKLAWN DR  
 ROCKVILLE, MD 20852  
 301-984-9033  
**REMEMBER TO PARK IN  
 BACK**

## September 6 Program Jason Breach and the Pagoda Box

### Contents

Evening Program	1
Presidents Message	3
Editors Corner	3
Meeting Minutes for 3/9/2017	4
Exhibits	6
Direct links to photos	7
Bring Back Challenge	7
Back To Basics	8
Skills Enhancement	9
Library exhibit pics	9
Treasury Report	10
Wood ID Project	11
WWP	12
Show, Tell and Ask	13
Turn the Page Book Review	17
Special Announcement	18
Turn for Troops	19
WebSite of the Month	20
Your Milage May Vary	20
AAW Focus	21
MCW videos	23
Speaker Schedule	23
Member Contacts	24
MCW Resources	25
Member Discounts	26
Tailstock	27

September, we have Jason Breach from England coming over to demonstrate his signature Pagoda Box.



As an accomplished professional turner, Jason teaches and demonstrates throughout the UK, Australia and USA. Jason was introduced to the woodturning lathe at the age of twelve. At the age of 15 he attended a woodturning course with Cecil Jordan; this week long course covered a wide range of items, but also introduced him to the simple art of the turned wooden box. He attended college studying Furniture Design and Management, obtaining a BA (Hons). As much as he enjoys making furniture, his real enjoyment and enthusiasm has always been working upon the wood lathe, even though like most turners Jason can turn his hand to most projects and disciplines.

His



development of ideas for turned wooden boxes pushes his creative skills and has led him to create a number of boxes that have won competitions within the UK, including First prize in the Plain Box category of the Worshipful Company of Turners competition 2010. The “Orbital Arc box” series is his main design focus at present.



Pushing these creative skills and develop new ideas is only limited within Jason’s eyes by the fact that wood as the material is unique, the natural colour and grain pattern should always play a part within this, and not be hidden. Much of Jason’s work is simple and minimalist, using flowing curves and the natural grain of the materials. Jason prefer to select the more unusual woods which have interesting grain patterns which, when combined with simple shapes bring pieces to life. Jason’s work has been greatly influenced by traditional shapes and curves combined with the ascetic influences of Far Eastern Art.

If you haven’t seen Jason’s style, I highly recommend that you visit his website, <http://www.jasonbreach.co.uk/index.htm>.





## President's Perspective

by Ellen Davis

Vessels From Our Trees is our Tri-Club Exhibit being shown at the Popcorn Gallery at Glen Echo Park. The exhibit will run from September 1 – September 30<sup>th</sup>. Our opening reception will be on Friday, September 7<sup>th</sup> from 6:00pm – 8:00pm. Let your friends know about this fun event

*Ellen*

*"The mind is not a vessel to be filled but a fire to be kindled." – Plutarch*



## Editor's Corner (Mike Colella)


As the summer comes to an end and all the outdoor activities slow down, as the winter chill descends, what a better time to settle in the shop and make some shavings. Collecting wood is also ideal during the colder months especially if you're looking to harvest wood for natural edge vessels because the bark is more apt to stay intact when a tree is cut down during its dormant months. For me it means getting out into the woods collecting branches and vines to use for my wands. It's also much nicer when the vegetation is down and the bugs asleep!

One final note speaking of wands, a modest plug for me and the Maryland Renaissance Festival, which opened last weekend in Crownsville, and will continue weekends till October 21st, and including this Monday (Labor Day) which by the way is FREE to seniors (62+). So



if you like the fun and craziness of the 15th century and a lot of really good artists, acts and musicians, come on by and check us out. One final note, as it has a tendency to sell out on really nice days, DO buy your ticks the night before, so you're guaranteed to get in.

Oh and don't forget to look for me in the Sleeping Beauties booth:)



## **MCW August 9, 2018 Meeting Minutes by Daniel Jonas**

**Start- 7:00 PM**

**End- 9:00 PM**

**Headcount- 34**

### **Introduction:**

**Name tags:** please wear them so members get to put a face with a name. If you do not have a permanent one, order forms can be found on the table. Talk to somebody you don't know.

**Thank you to our guests Sarah Scalet, Catherine Clair, and Leland Deck for joining us for our August meeting!**

**Bring-back Challenge Program:** Mike Colella won previously. Tom Ankrum won this month, congratulations!

**MCW Membership:** Dues for 2018; \$25 for an individual and \$35 for a family membership! See Jim Allison for more information.

### **New Business:**

**MoCo Ag Fair:** We will be at the Montgomery County Agricultural Fair from **August 11<sup>th</sup> – August 18<sup>th</sup>**. If you have not signed up to spend some time turning and having fun teaching the world about this amazing craft please contact Tim Aley immediately to sign up.

**Vessels From Our Trees: Popcorn Gallery at Glen Echo Park, Bethesda, MD:** Tri-Club Show with MCW, Chesapeake & Mid-Maryland. This is a juried exhibition and was conceived and initiated by Phil Brown.

To Participate please contact Tim Aley at [taley16922@aol.com](mailto:taley16922@aol.com)

Fees: \$10 per submission up to a maximum of three (3) submissions per artist. Fees are payable to MCW.

**Submission Deadline:** August 24, 2018

**Exhibition Installation:** August 28 – August 31, 2018

**Show Dates:** September 1 – September 30, 2018.

**Phil Brown's Memorial Service** will be held on Sat. September 29<sup>th</sup> at 3:00pm at the Cedar Lane Unitarian Universalist Church located at 9601 Cedar Lane, Bethesda, MD 20814 [www.cedarlane.org](http://www.cedarlane.org)

**The Phil F. Brown Fund** has been established to help support The Center for Art in Wood's Windgate ITE residency Program. If you would like to make a donation please visit

<https://centerforartinwood.org/support/the-phil-f-brown-fund/>

### **Program News:**

**Woodturner's Wood Identification Project:** This is a new project that Tom Ankrum will be in charge of. It's an amazing opportunity for all MCW members to participate and help each other. Full information will be emailed to members this week and added to next month's TJ Newsletter.

**Wounded Warriors Program:** Sessions are now on Fridays at 12:30 p.m. Please plan on helping out for this important cause. Don will send emails to announce sessions. The next session is scheduled for. Contact Don for more information at [dvanryk@aol.com](mailto:dvanryk@aol.com)

**Skills Enhancement Program:** The month's session was held on **Thursday, August 9<sup>th</sup>** from 2 -5pm. Reservations are required. If you would like to attend, please email Matt Radtke at [mattradtk@gmail.com](mailto:mattradtk@gmail.com) to reserve a space.

**Public Library Exhibits:** This month our Library Exhibit is at Quince Orchard Library. Contact Joe Barnard at [barnards@wood-crafted.com](mailto:barnards@wood-crafted.com) with any questions.

**Turn for Troops:** To date we have 159 pens turned and 65 pen kits out and waiting for their return. Contact Roman Steichen for more information on how you can help in 2018. If you need pen kits please let him know.

**Beads of Courage:** Steve Haddix is heading up our 2018 effort to help John's Hopkins Children's Oncology Dept with Beads of Courage lidded bowls. Contact Steve for more information if interested.

**Turning Works:** Bowls are donated to help MoCo Charities. Interested in participating contact Ellen directly at [Ellen@TwistedTreeDesign.com](mailto:Ellen@TwistedTreeDesign.com)

**MCW's Website:** Contact Jeff Struewing at [jeff@struewing.us](mailto:jeff@struewing.us) if you have any questions or updates

**Facebook:** MCW's Facebook page is a private/closed group for our members. The link is <https://www.facebook.com/groups/194941367515051/> then request to be added to the group.

### **Shows and Symposium:**

**Vessels From Our Trees: Popcorn Gallery at Glen Echo Park, Bethesda, MD:** Tri-Club Show with MCW, Chesapeake & Mid-Maryland. This Show will run from September 1 – September 30<sup>th</sup> at the Popcorn Gallery at Glen Echo Park, Bethesda, MD

**Mid Atlantic Woodturning Symposium,** Lancaster, PA from September 28 – September 30, 2018. Check out <http://www.mawts.com>

**2018 Virginia Woodturning Symposium,** Fishersville, VA from November 3 – November 4, 2018. Check out <http://virginiawoodturners.com>

### **Education:**

**MCW Video and Book Library:** John Laffan is our librarian. Our books and DVDs are now free to borrow. Please sign them out and sign them back in.

**Future Meeting Programs:** Next meeting is on Thursday September 6<sup>th</sup> – Jason Breach

**Show, Tell & Ask :** Mike Colella

**Evening Demonstration Program: Joe Dickey.** For this month, Joe gave a demonstration of turning spheres freehand, and the ins and outs of mounting them on the lathe. He brought in two samples to pass around, one utilizing butterfly inlays to stabilize a crack in the wood.

Thank you to everyone who took photographs and video, see you next month!



## **Glen Echo Park Exhibit and Other Future Exhibits** - by Phil Brown

We have a tri-chapter exhibit scheduled for the Popcorn Gallery, Glen Echo Park, from September 1 to 30 this year. On-site jurying of the pieces by Jane and Arthur Mason, will likely occur August 27<sup>th</sup>, with installation to follow during that week. The other two participating chapters are Chesapeake Woodturners and Mid-Maryland Woodturners, the same chapters we collaborated with for the BlackRock exhibition in Germantown. Their participation includes lending pedestals together with mine. Pedestals are a key resource for exhibiting turned wood.

Jane and Arthur Mason live in Washington DC, and began collecting turned wood in 1986, after viewing the Jacobson Collection at the Renwick Gallery. They have collected over 900 pieces and gifted over 200 of those to museums since then. Over the years, they critiqued several instant galleries and participated in annual symposium presentations of the American Association of Woodturners, which conferred *Honorary Lifetime Membership* to them in 2005. They are quite pleased to be asked to jury our exhibition and keep their hand in our woodturning world.

The exhibition application will be on paper, not digital, and the Masons will view and handle your submitted pieces. September is an ideal month for the Glen Echo exhibit, since the Labor Day Art Show (you can submit work for it too) will occur in the Spanish Ballroom, and it draws a lot of people to the Park. Our exhibit should be an excellent marketing opportunity for lower and medium-priced quality work. Our exhibit will come down Monday October 1<sup>st</sup>, and in addition to that day, your unsold work will be available at the MCW October 11<sup>th</sup> meeting. Additional details and the application will be available in coming months.

### **CCC in 2019**

MCW, together with Capital Area Woodturners, is a participating member of the Creative Crafts Council, which holds a 2019 spring multimedia exhibition at Strathmore Mansion in Rockville. Jurors will be looking at digitally submitted photographs, probably in February 2019. So, design, photograph, and submit quality work which will wow the jurors. Later this year, see [creativecommons.org](http://creativecommons.org)

### **BlackRock in 2020**

Ann Burton, Gallery Director at BlackRock Center for the Arts, really liked our January-February exhibition and the enthusiastic public response to it. She wants to repeat it in 2020, with some minor date changes from this year. I endorse this opportunity and again look forward to it. The 2017 digital application, with only minor modification, will again be used in late 2019. Whether you are new or an experienced woodturner, keep these exhibit opportunities in mind



## DIRECT LINKS TO ONLINE PHOTOS - (For your viewing pleasure)

### Web Photo Album Links for August 2018 MCW Turning Journal

Gallery: <https://photos.app.goo.gl/ZPcUshrWbCWxPkbn9>

August Meeting Photos: <https://photos.app.goo.gl/JWmfiRQMgsUNqnRM9>

August Program: <https://photos.app.goo.gl/yqr5uQqPbu2efDi77>

## Bring-back Challenge (Gary Guenther)

*It's nice to have a woodturned item in your collection from one of your friends. —*

*Each month, we raffle off a piece by a Member, and the winner's responsibility is to turn a piece of their own and bring it back to the next Meeting to have it raffled off, in turn. It's a fun, if random, way for us to trade our work.*



In our July 2018 Meeting, Tom Ankrum's bark-edged vase was won by Mike Colella, seen here accepting the piece from Tom.

In August Mike returned the Bring back that was won a second time by Tom Ankrum. Mike made a simple sphere candle holder of Douglas Fir 3x3 burned, colored textured.



## BACK TO BASICS by Gary Guenther

### Back to Basics – Stuart Batty Videos (Gary Guenther)

*One of MCW's prime directives is education. We have inexperienced turners who can use some guidance, and even experienced turners can benefit from an occasional refresher.*

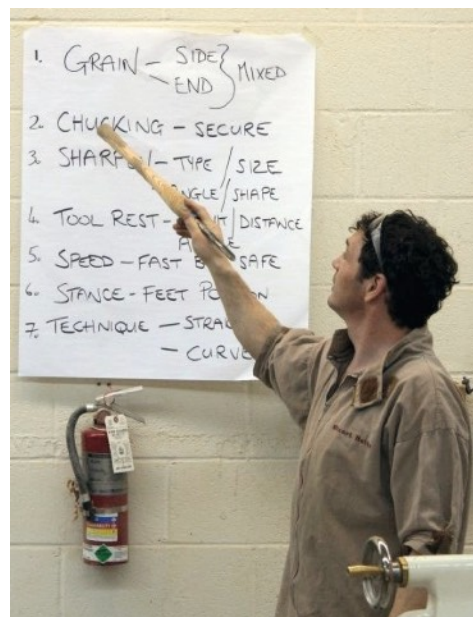
Stuart Batty is known as one of our preeminent woodturning educators, and his reputation is well earned. Stuart learned production turning as an apprentice to his father, and he knows what he's doing. Stuart has made a number of short, educational videos that address a number of basic and important topics, under the title "Seven Fundamentals". They are available via Vimeo. But there are a lot more than seven videos -- I have collected links to 27! Honestly, it's not easy to find them in any sensible order, but I've done the sorting task for you and will continue to present them in coming issues of our *Turning Journal* in a planned sequence. This is the seventh article in the sequence. You can find the first six in previous editions of the *MCW Turning Journal*.

Last month, we began with three videos of a set of five on tool use and turning techniques, Stuart's forté. This month we're going to continue with the last two of this group. Stuart shows what the proper tools are and precisely how to use them. This is where he shows his mastery, and where we can learn so much from him. Regardless of my experience, I never fail to learn something new every time I watch a Stuart Batty video.

Overhang Scrapers (8:58)  
<https://vimeo.com/68652447>

Overhang & Diameter: Bowls (21:27)  
<https://vimeo.com/68652450>

Next month, I'll get into Fundamental #7 with some videos on Technique for the right and left hands.





## Skills Enhancement Schedule Matt Radtke

Skills Enhancement Dates (subject to change). You must contact Matt Radtke at [matt.radtke@gmail.com](mailto:matt.radtke@gmail.com) to reserve your spot for Skills Enhancements. —

September 9th - Sunday after meeting

October 11th - Thursday of Meeting date

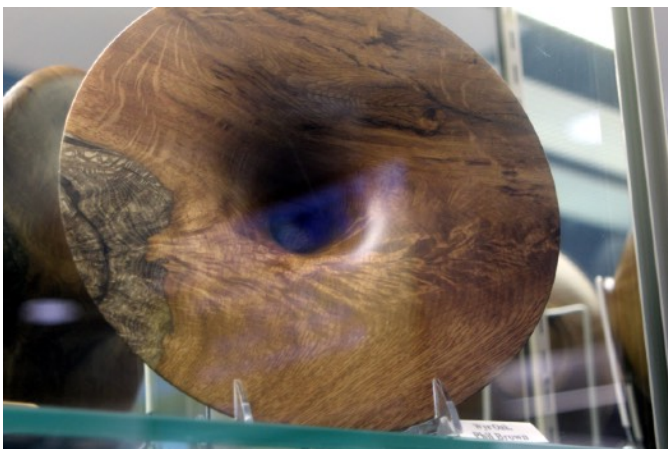
November 8th - Thursday of Meeting date

December 9th - Sunday after meeting



Quince Orchard Library  
Exhibit  
September 2018

[https://drive.google.com/open?  
id=1dyHtjWcwsQOzjTUMqQCSTKoyXJTUbN\\_W](https://drive.google.com/open?id=1dyHtjWcwsQOzjTUMqQCSTKoyXJTUbN_W)



## Treasury Report ( Tim Aley)

70 Income Items			Expense Items	
July Income 2018:	\$18.00		July Expenses 2018:	\$143.00
August income 2018:	\$ 71.00		August Expense 2018	\$287.64
Membership	\$50.00		Demonstrators	\$284.00
Name tags	\$36.00		Name Tags	36.00
			Fair - Uhaul	83.94
Silent Auction	<u>\$3.00</u>		Check Printing	<u>26.70</u>
Total income	\$89.00		Total expenses	\$430.64
Total funds available	\$4262.60			

## Woodturner's Wood Identification Project

We've all been there. You find or are given a piece of wood and you have no idea what it is. You comb through all your wood identification books, but they don't seem to give you enough information. The wood shown is of a flat plane looking board, the photo shows bark from the base of the tree or from a limb, or its hand drawn. The fact is as a woodturner you see more variety in wood in a month than a flat worker may see in an entire year or a lifetime. Simply stating its red oak is not enough for some of us; we want to know to exact species of red oak. We all have a few woods that we encounter more than others, or some whose properties stick out in our mind that we can identify outright. Yet with so many different woods out in our local area it's hard for each of us to know every wood we come across. I propose to change that by pooling our knowledge into a series of standardized pdf's we can collect and share with our fellow woodturners. Each document will contain a description of the tree and wood from a woodturner's perspective. To be clear this project applies to domestic woods only. The tree description should include any information that will help identify the wood on site:

- \* Description of the bark at the base vs the limbs
- \* Basic shape of the tree Leaves,
- \* Other identifying characteristics

The wood description may include such things as:

- \* Color variation
- \* Smell
- \* Grain pattern
- \*Turning green vs dry
- \*Susceptibility to tear out
- \*Susceptibility to cracking
- \*Can the bark be incorporated into the design
- \*Types of turnings for the wood
- \*Finishing properties, etc.
- \*Any other useful information
- \*Safety concerns

While descriptions are nice pictures a better. A few basic pictures will be needed for each wood.

- \*Full view of the tree
- \*Leaves (maybe with a ruler for perspective)
- \*Bark at the base of the tree (old growth) and at the limbs (new growth)

This covers the tree itself. Now for the wood. These pictures can be taken after cutting with the bandsaw or chainsaw; no microscopes for these.

- \*Freshly cut endgrain (transverse)
- \*Fresh cut through the pith (Radial)
- \* Fresh side cut (Tangential)
- \*Completed project using the wood.
- \*Spalted (optional)
- \*Burl (optional)

While most can be obtained on the internet, I think it best if we take our own pictures. This is where I think our descriptions will differ from other wood identification resources. This seems like a lot of work for one person, but if each member selects a different wood I can take that information place it into a standardized formation and we can all have a valuable resource for years to come. It will also be useful if someone only has a piece of information. Each photo or descriptive can be added to the overall wood description so long as the exact species is confirmed. I have yet to develop a standardized format, but I will try to have something by the next meeting to show everyone. Another last suggestion is a sample collection. The standard for a wood sample is 6" X 3" X 1/2". If someone wants to donate a wood sample it does not need to be cut to these exact dimensions; I would be willing to take care of that. I can also take microscopic shots of the samples (I have a small USB camera that can take shots up close at 4X). If it's okay with the members I could keep these in my shop and bring them to meetings whenever a question of wood identification arises. The overall goal of this project is to have an active member of the club as a wood identification resource. Any other tips and suggestions are

welcome. Thomas Scott Ankrum III

Ankrum's Woodcrafts

[www.facebook.com/ankrumswoodcrafts/](http://www.facebook.com/ankrumswoodcrafts/)

WWP

Greetings all.

Hope everyone is having a fine summer—which will be ending far too soon. With that in mind it's almost time to resume pen turning for the WWP. As always the sessions will be held at the woodworkers club from 12:30-2:30. The next sessions will be on the following dates:

14 September

12 Oct

30 Nov

14 Dec

4 Jan.

Mark your calendars and hope to see you then. As before, I'll send out a reminder prior to the above dates.

Don



## SHOW, TELL and ASK - August 2018



Tom Ankrum 5 1/2" x 12" jug [sugar maple, walnut]



Tom Ankrum 5 1/2" x 7 1/2" vases [walnut]



Mike Colella, Douglas Fir 3x3 painted



Richard Webster 8" x 4" bowl [maple]





Paul Mazzi 8" x 2" bowl [maple]



Paul Mazzi 10" x 2" bowl [walnut]

## Roman Steichen






## TURN the PAGE - Book Review (Gary Guenther)

*There are a great many excellent woodturning books available in the marketplace. Here is one of my favorites for your consideration.*

Our good friend Barbara Dill has a new book out on Multi-Axis Spindle Turning, the technique she has been perfecting for many years and of which she is an acknowledged master. I have marveled at Barbara's amazing work and followed her progress with great interest, so I was very happy to see this book come out, because it codifies all the things she has been teaching us.

[https://www.amazon.com/Multi-Axis-Spindle-Turning-Systematic-Exploration/dp/0764355341/ref=sr\\_1\\_1?](https://www.amazon.com/Multi-Axis-Spindle-Turning-Systematic-Exploration/dp/0764355341/ref=sr_1_1?s=books&ie=UTF8&qid=1535514119&sr=1-1&keywords=barbara+dill)

[s=books&ie=UTF8&qid=1535514119&sr=1-1&keywords=barbara+dill](https://www.amazon.com/Multi-Axis-Spindle-Turning-Systematic-Exploration/dp/0764355341/ref=sr_1_1?s=books&ie=UTF8&qid=1535514119&sr=1-1&keywords=barbara+dill)



Barbara has demonstrated for MCW twice, and we look forward to another session soon. She honored us with a surprise visit in May when she rode up with Scarlett Rousse to hang out and show us some of her recent experiments with goblet stems. It's always a treat to see her.

I bought the book as soon as it came out and read it cover to cover. It's very well organized, as you might expect if you're familiar with her "four quadrants" approach to the subject. It also talks about tools and techniques and lots of practical considerations. Explanations are detailed and clear, and the graphics are good and helpful. Galleries in the back also show the work of others to further stretch our imaginations.



So I got to work on a three-axis twisted spindle and ran into a problem with the shape. Hey, these things are not easy! I posed it to Barbara, and I could hear her smiling through the email when all she had to say was "Page 67". Yes, indeed, there it was. I had read it but not grokked it until I really needed it. Now it makes perfect sense.

I highly recommend this book to you all. If you like to do multi-axis work, it's a must. If you haven't tried it yet, this book will be the nudge you need to get with the program.

## MCW Special Activity Announcement

As MCW Members, we are occasionally privileged to be able to tour the homes of wood art collectors in the DC area. We have recently been treated to viewings at Jerry & Deena Kaplan's and at Fleur Bresler's uncommon homes. This September will give us another such unique opportunity.

We are invited to visit the "Laurel" home of doctors **Jeff Bernstein and Judy Chernoff** on **Sunday afternoon, September 23, 2018, from 2-5 p.m.**, to explore and discuss their rare and cutting-edge (pun intended) collection of wood art, much of it turned, along with other fine contemporary creations in glass, ceramic, fiber, and metal.

Those of you who have been in MCW for many years may remember an earlier visit we made in April of 2010. Since that time, they have completely remodeled their display spaces and added many new works to their trove. You may also remember Jeff & Judy as two of our Critique Panel members from our second-ever Critique session in January of 2011. They have both served, separately, as President of the national Collectors of Wood Art (CWA) organization for a combined period of five years.



*Here is what Phil Brown had to say about their portfolio prior to our 2010 visit:* "I had the opportunity to see this collection at a CWA function and it is OUTSTANDING!! There are attractive and simple forms, but also wonderfully complex pieces, sculptural work, texturing, dying, negative spaces, miniature to large – all of the best available today from creative turners and artists. While mostly wood items, there are also very fine bamboo baskets, wire sculpture, glass, and clay. This collection is much more exciting than you will ever see in a museum."

If Phil was led to that level of praise, you've got to know it's special.

*In Jeff's own words:* "Like others who love to collect art, the collecting bug bit us long before we knew what it was or where it would take us. In addition to living with works that are incredibly creative, visually beautiful, and of exceptional craftsmanship, we have had the pleasure and honor of knowing many of the artists whose work is in our collection and hearing some of their stories and inspirations." (That's Jeff on the right in the photo.)



There is also an art to the act of displaying such works, and Jeff and Judy are masters. They group their items together very thoughtfully so that each one relates well with its companions. As we wander around a bit, Jeff and Judy will tell us their personal stories behind the pieces.

This will be an "RSVP-only" event. Our numbers will be limited, so no guests will be permitted. More details will be forthcoming. To begin with, a sign-up sheet will be passed around at the September 6 Meeting. Gary will then send an email asking for more reservations to complete our quota.

This is a unique opportunity to see, discuss, and contemplate a premier, private collection of contemporary wood art, and more. Please put this date on your calendars and plan to join us.

## Turn for Troops (Roman Steichen)

### Turn for Troops

Sorry I missed the last meeting. I'll be there this month with all the blanks I said I'd have last month. Again, I'd rather not bring them back home.

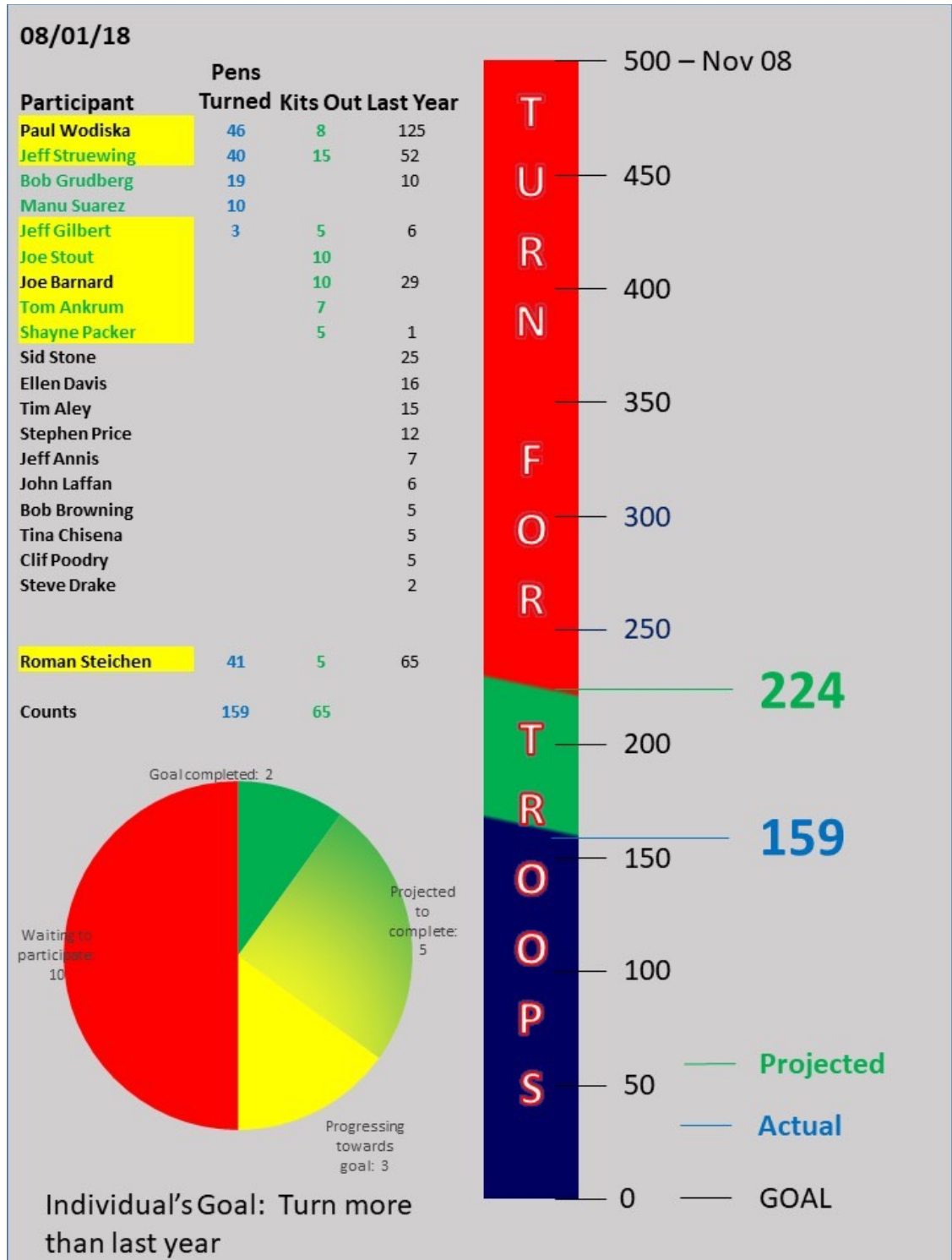
Veteran's Day weekend is quickly approaching. We are running out of time to reach our goal of 500.

I should be at the August meeting to accept pens and give out kits. I will not be there until the end so see me early.

Our goals this year.

1. As a group, turn 500 pens by Veterans Day Weekend.
2. As individuals, turn more pens than you did last year.

Thanks  
Roman





## **CLICK IT – Web Site of the Month** (Gary Guenther)

*A recommendation of a web site link I believe to be worth your time:*

Our August demonstrator, Jason Breach, is visiting us all the way from UK. Here is a web site that he thinks is really special, not in the least because he also happens to have some work in it! :-)

I have to agree that it was a super show put on by the Association of Woodturners of Great Britain as their Seminar's Instant Gallery. This record of it is a treasure definitely to be perused and appreciated. Take a look and get some ideas.

<http://www.awgbseminar.co.uk/Loughborough2009INDEX.htm>

## **VIDEO VIEW – Instructional Videos of the Month** (Gary Guenther)

*Free, online woodturning demonstrations for your viewing pleasure*

I LOVE this video. I have met Christian Burchard and had the opportunity to attend one of his lectures. I also own some of his work. He is extremely down to earth. He is amazingly inventive. He does what he does and does it exceedingly well. I love his quote in here: "Wood doesn't come from boards". If you want a real treat and to learn a lot, watch this.

### **Courtesy of AAW**

Christian Burchard, globe-trotting woodturner, sculptor, furniture-maker, house-builder, goat-tender, cheese-maker, and much more, reflects on his journey in woodturning in the 2018 AAW Symposium presentation, "A Life Made with These Hands: Predictable Unpredictability and the Nature of Wood." Additionally, Burchard discusses the importance of using one's hands and being creative in uncertain times, along with the pleasure of working with unpredictable materials and not knowing exactly where you're going.

[Christian Burchard: A Life Made With These Hands \(TRT 54:30\)](#)

## **Your Mileage May Vary** (Gary Guenther)

**Tips**

**Hints**



**Ideas**

**Tricks**

### **AAW TIP OF THE WEEK**

#### **Buttons for Jumbo/Cole Jaws**

"Sometimes when using my jumbo/Cole-type jaws to finish the bottom of a bowl, I find the standard buttons are not tall enough. Looking around for something else to use, I noticed synthetic wine corks and decided to try them. I drilled through them on my lathe, held in a set of small spigot jaws. I added some M6-1 × 50mm bolts and the new, longer buttons work super. I have since discovered a commercial product similar to my idea, but mine uses something that would otherwise be thrown away, is fun to obtain (drink responsibly), and costs about \$2. Also, they leave no black or other colored marks on the surface of the wood." ~ Don Orr Schenectady, NY



*Always use common sense. Things that work in one situation may not work in another. Follow all Safety Rules. If it feels wrong, it probably is; stop and rethink. Your Mileage May Vary*



## AAW Focus (Gary Guenther)

Here is a potpourri of materials from AAW that you should be aware of.

**Checkout the AAW Forum...**  
and check-in with the woodturning community!



- Member-moderated online community
- Share your work and Ideas
- Obtain feedback
- Get advice and solve problems
- Browse the online gallery
- Connect with other woodturning enthusiasts
- Get your work noticed or even selected as AAW's "Turning of the Week"

**Visit the Forum at [tiny.cc/AAWForum](http://tiny.cc/AAWForum)**

## ***SAVE THE DATE***

**July 11-14, 2019**

Experience AAW's 33rd Annual International Woodturning Symposium in Raleigh, NC!

**For all skill levels.** Demonstrations, lectures, and panel discussions include a beginner learning track, tool handling techniques, hollow forms, segmented turning, lidded boxes, bowls, platters, embellishment techniques, penturning, ornamental turning, spindle turning, and more.

**Internationally known demonstrators and expert woodturning talent** include Sharon Doughtie, Benoît Averly, Max Brosi, Troy Grimwood, Ashley Harwood, John Jordan, John Lucas, Alan Miotke, Pascal Oudet, Dick Sing, Colwin Way, Kimberly Winkle, Tom Wirsing, and more to be announced.

**Come to learn. Leave inspired!**

<https://www.woodturner.org/general/custom.asp?page=2019Raleigh>



## GUIDE TO MEMBER SERVICES & PUBLICATIONS



AAW's Vision 2020 strategy is focused on enriching your overall woodturning experience. Our goal is to help you accomplish your ambitions, recognize opportunities, and pursue your aspirations – whatever your skill level or area of interest. Part of our strategy is to expand and enhance our educational resources. Below is a guide to AAW's portfolio of publications and services, and descriptions of some of the new resources that will be introduced in the coming months through Vision 2020.

### ONLINE TOOLS FOR LEARNING AND INFORMATION



**AAW EXPLORE!** An online tool to help members locate woodturning information, projects, articles, tips, and more, quickly and easily using keywords. ([tiny.cc/AAWExplore](http://tiny.cc/AAWExplore))

**Discover Woodturning:** An online learning portal that introduces the art and craft of woodturning to the general public and enables them to learn about woodturning, its origins, appeal, and how to get started. ([tiny.cc/DiscoverWT](http://tiny.cc/DiscoverWT))

**Woodturning FUNDamentals:** A members-only web-based learning portal for building strong woodturning skills and essential techniques. Designed for new turners, it complements the Woodturning FUNDamentals digital publication. ([tiny.cc/WoodFun](http://tiny.cc/WoodFun))

### COMING SOON!

**Demonstrator Direct,** an online tool to help chapters identify demonstrators by location, expertise, presentation topics, and more.

**Demonstrator Training,** online learning resources to help demonstrators develop and improve presentation skills and programs.

**Chapter Media Kit,** online information and resources to help chapters engage in effective outreach to the community.

### PUBLICATIONS INCLUDED WITH MEMBERSHIP

**American Woodturner** journal, six issues annually include feature articles, projects, photos, tips, techniques, and news. Online videos complement selected journal articles ([tiny.cc/AWJournal](http://tiny.cc/AWJournal)).

- Access to online archive of past issues dating back to 1986 ([tiny.cc/AWArchive](http://tiny.cc/AWArchive)) and online index ([tiny.cc/AWIndex](http://tiny.cc/AWIndex)).
- AAW App, a tool used to read the journal on devices, including iPads and Android tablets. Download from the App Store or Play Store for your device.

**Woodturning FUNDamentals,** a digital publication that includes projects, techniques, tips, videos, and information to build essential woodturning skills, plus online archive of past issues ([tiny.cc/WTFUNDamentals](http://tiny.cc/WTFUNDamentals)).



### Woodturning Foundations

**The Nitty Gritty of Sanding:** A collection of tips and techniques for sanding excellence ([tiny.cc/NittyGritty](http://tiny.cc/NittyGritty)).

**Safety Guidebook for Woodturners:** Overview of safety procedures to make your turning experience as satisfying as possible ([tiny.cc/SafetyGuide](http://tiny.cc/SafetyGuide)).

**Turners Are TOPS:** Practical project information to help you make a variety of spinning tops ([tiny.cc/TurnersAreTops](http://tiny.cc/TurnersAreTops)).

**Setting Up Your Woodturning Workstation:** Handy information to help you set up a safe and functional workshop ([tiny.cc/Setup](http://tiny.cc/Setup)).



**Got Wood? Now What?** Useful material to help you effectively cut and store wood for woodturning ([tiny.cc/GotWood](http://tiny.cc/GotWood)).

**Safety for Woodturners:** Important information to help you build strong woodturning skills safely ([tiny.cc/WTSafety](http://tiny.cc/WTSafety)).

**Sharpening Woodturning Tools:** Useful articles on sharpening tools for woodturning and related online video ([tiny.cc/DVDSharpening](http://tiny.cc/DVDSharpening)).



## Proposed Program Schedule for the rest of the year:

9/6/2018 Jason Breach -

10/11/2018 Michael Kehs

11/8/2018

Joe agreed to demo late in the year, but I need to get him nailed down

12/6/2018 Barbara Dill?

Ellen spoke with Barbara and she is open to doing a demo, we just need to confirm months with her as well



Do check out these great video stories of your club on Youtube:

This one is 1:12 minutes

<https://youtu.be/QYgfvTkQqBM>



This one is 1:00 minute

[https://youtu.be/BXRzN\\_PEWY](https://youtu.be/BXRzN_PEWY)



If you have 9 minutes this is another version of the video, (MCW starts about 5:30 into video).

<https://youtu.be/CcYeqICZr6k>





## Chapter

President	Ellen Davis	<a href="mailto:ellen@TwistedTreeDesign.com">ellen@TwistedTreeDesign.com</a>	301-728-5505
Assistant to the President	Tina Chisena	<a href="mailto:tinachisena@verizon.net">tinachisena@verizon.net</a>	301-933-0676
Vice President	Bob Anderson	<a href="mailto:Robert.anderson4@verizon.net">Robert.anderson4@verizon.net</a>	301-270-6005
Program Chair	Steve Haddix	<a href="mailto:sthaddix@gmail.com">sthaddix@gmail.com</a>	301-869-6983
Secretary	Daniel Jonas	<a href="mailto:daniel.jonas12@gmail.com">daniel.jonas12@gmail.com</a>	301-208-8265
Treasurer	Tim Aley	<a href="mailto:Taley16922@aol.com">Taley16922@aol.com</a>	301-869-6983
Assistant Treasurer			
Membership Chair	Jim Allison	<a href="mailto:Jim-elaine@allison.net">Jim-elaine@allison.net</a>	301-706-6164
Newsletter Editor	Mike Colella	<a href="mailto:michael.j.colella@gmail.com">michael.j.colella@gmail.com</a>	301-942-2853
Webmaster	Jeff Struewing	<a href="mailto:jeff@struewing.us">jeff@struewing.us</a>	240-988-6422
President Emeritus	Gary Guenther	<a href="mailto:gary.guenther@iname.com">gary.guenther@iname.com</a>	301-384-7594

## Volunteers

Wounded Warrior Support Program Director	Don Van Ryk
Skills Enhancement Program Director	Matt Radtke, Eliot Feldman assistant
Public Library Exhibit Committee	Joe Bernard, Russ Iler, Mary Beardsley
Beads of Courage Program Director	Steve Haddix
Turning Works Program Director	Open
Montgomery County Ag Fair Program Director	Tim Aley
Turn for Troops Project Leader	Roman Steichen
Backup Secretary	Gary Guenther
Lending Librarian	John Laffan, Joe Barnard backup
Videography	Joe Stout, Joe Barnard.
Gallery Photography and Web Albums	Mike Colella, Tim Aley, Sidney Stone, Gary Guenther
Candid Photography	Tim Aley, Gary Guenther
Show Tell & Ask Leaders	Mike Colella, Matt Radtke, Clif Poodry
Show Tell & Ask Recording and Trucking	Richard Webster and Jim Allison
Demo Fee Collection	Bob Grudberg
Setup Committee	Jim Allison, Margaret Follas
Clean-Up Committee	Paul Simon
Discount Deacon	Steve Drake



## MCW Resources

**MCW Hands-on Mentoring Program:** Hands-on mentoring is one of the most effective ways of learning turning techniques, tool use, and safety. We all have unique knowledge and ideas to impart. We encourage all Members to sign up to share a few hours of their time and knowledge at the lathe with each other, on a peer-to-peer basis, either in their homes or at Skills Enhancement sessions. We particularly encourage our new Members and beginners to use this opportunity to learn techniques and safety. Please let Ellen Davis know if you would like to participate.

**Skills Enhancement:** Once a month, we have an open lathe session at WWC, alternating on the Fridays and Sundays after the Meetings, under the guidance of Matt Radtke and Eliot Feldman. Please check the Newsletter and Web Site Calendars for monthly dates and reserve a limited slot in advance with Matt at [mattradtk@gmail.com](mailto:mattradtk@gmail.com). Everyone shares skills and information, and its lots of fun.

**MCW Facebook Group:** Ellen Davis has created a Facebook Group just for MCW Members. The idea behind this is to allow you to post pictures of your work, ask questions, and provide another venue for our members to get to know each other better. For our MCW Facebook Group, please click the following link <https://www.facebook.com/groups/194941367515051/> and request to be added to the group. If you do not have a Facebook account and want one, please contact Ellen. We have over 45 Members involved.

**MCW Lending Library:** Now Free! Books and DVDs are available for borrowing. We have a good selection of video demonstrations and instructional materials from many top professional turners. If you missed a Meeting and would like to see the Program, you can check out the DVD. Please sign the form to check them out from John Laffan. If you have titles out, please return them promptly. There is no charge for this service.

**Silent Auction:** Not everyone has access to a chainsaw or a band saw, which makes it nice to have access to reasonably-priced, properly-sized turning blanks. Thanks to the generosity of Phil Brown and other Members, our Silent Auction provides this benefit at every Meeting. Please bring your 'road kill' to share with other Members.

**Discounts:** Steve Drake has assembled a selection of retailers who provide MCW Members with monetary discounts. First and foremost, of course, is the Woodworkers Club, but we have a number of others too. Please check out the list of participating merchants on the Web Site or at the end of each Newsletter.

**Web Site:** <http://montgomerycountywoodturners.org> Thanks to Webmaster Jeff Struewing we have an outstanding Web Site.

**Newsletters:** The MCW Newsletter Archive, accessible on the website, is a tremendous resource, containing the complete history of all MCW programs and activities from day one, as seen on a monthly basis through the years. All past issues back to Volume 1, Issue 1 in 2007 are available at <http://montgomerycountywoodturners.org/newsletters/>

**Our Hosts:** Our most important resource is our space. We are deeply indebted to our hosts, [The Woodworkers Club](#), for their continuing support in sharing their facility with us as we move into our tenth year. Please give Amy, Chris, Matt, and Ralph your individual expressions of appreciation, both verbally and with your wallets. If you need something, they will get it for you, either off the shelves or from the catalog – with no shipping charge.



## Member Discounts

**Woodworkers Club Rockville, Maryland** ([www.woodworkersclub.com](http://www.woodworkersclub.com)). The Woodworkers Club, a Woodcraft affiliate, offers MCW Members a 10% rebate on all regularly priced items. After reaching certain plateaus of spending, you will become eligible for a rebate which you will receive by email and is good for 3 months. Non-qualifying items are power tools, items already on sale, gift cards, and items from companies that prohibit discounting (Festool, SawStop, Leigh, and a couple others). Our relationship with Woodworkers Club is very synergistic and important to us, and I encourage you to make your woodturning and woodworking purchases from them. If they don't have something in the store that's in the Woodcraft catalog or on their web site, they will get it for you, and you can save on shipping by picking it up at the store.

**Exotic Lumber, Inc. Frederick, Maryland** (<http://www.exoticlumber.com/>) With over 130 species in stock, Exotic Lumber has one of the widest selections available on the East Coast. We offer a 10% discount to MCW Members with membership badge. We have warehouse locations in Frederick and Annapolis, where you are welcome to select from our extensive selection of turning blocks.



**Craft Supplies USA** ([www.woodturnerscatalog.com](http://www.woodturnerscatalog.com)) is a family-owned and operated business serving the woodturning community. Individual MCW Members can save 10% on all finishes & disc abrasives -- just mention "Montgomery County Woodturners" and save, all year long.



**Hartville Tool** ([www.hartvilletool.com](http://www.hartvilletool.com)) is a nationwide retailer of general and specialized tools for woodworking and home improvement. They offer free shipping to all. If you have accepted the MCW offer to "opt in" to be a member of the Hartville Tool Club, you will get a 15% discount on all tools (excluding sale items, gift cards, special orders, and Festool Products).



**North Woods Figured Wood** ([www.nwfiguredwoods.com](http://www.nwfiguredwoods.com)) North Woods is a multi-generational family-owned supplier of wood and wood blanks specifically selected with the woodturner in mind. They specialize in Pacific Coast native species of trees and have sizes from single pen blanks up to 1,500 lb. whole burls. With 20+ species in stock, there is something for everyone. Members get a 15% discount by mentioning their MCW membership during a phone order or by entering "WOODTURNERS" as a coupon code during online ordering.



## *Tailstock*



Mike Colella

Mystery Bowl solved

Belair (Tulip) Poplar, 1.5x6

Thanks to Richard Foa who found the wood was from the Poplars planted in 1745 to line the entrance to the Belair Mansion in Bowie, MD. Some of the trees were cut down many years ago and Phil Brown got some of the wood which he made some items for the now Belair Museum. Phil let me have one of the pieces he had just before he passed, but did not tell me its origin.