



#### MEETING AGENDA

6:30-7:00 - Set-up, Check in Show & Tell  
 Silent Auction, Shop  
 7:00-7:30 - Business meeting  
 7:30-7:50 - Show, Tell & Ask  
 8:00-9:20 - Program  
 9:00-9:45 - Clean up, Claim & pay for  
 auction items

#### Meeting Location

WOODWORKERS CLUB  
 11910-L PARKLAWN DR  
 ROCKVILLE, MD 20852  
 301-984-9033  
**REMEMBER TO PARK IN  
 BACK**

## November 8 Program Tips And Techniques

From our members

### Contents

Evening Program	1
Presidents Message	2
Editors Corner	3
Meeting Minutes for 3/9/2017	4
Direct links to photos	7
Treasury Report	7
Link to Phils Memorial	7
Back To Basics	8
Skills Enhancement	9
MCW- Want ads,	9
Library exhibit pics	10
Michael Kehs Tool list	11
Galleries & exhibits	13
WebSite of the Month	14
WWP	15
Upcoming shows	15
Show, Tell and Ask	16
Turn for Troops	26
The Maker & His Space	31
AAW Focus/ Symposium 2019	36
Member Contacts	37
MCW Resources	38
Member Discounts	39
Tailstock	40

For our November demo, we'll be entertained by members of our own club demonstrating some cool tips & techniques. I can promise that we'll be packing a lot of knowledge sharing into a short period of time! Whether you'd like to learn how to save some money making your own tools, or applying a better finish, or stabilizing punky wood, November's program has something for you.

1. Applying a great CA finish – Roman Steichen
2. Making your own hollowing rig – Stephen Price
3. Wood burning using Sodium Chloride – John Laffan
4. Gary Guenther's
5. Stabilizing Wood – Mike Colella
6. Making an Aluminum Handle Insert – Matt Radke
7. Making your own small cove tools – Matt Radke
8. Turning your lathe into a drum sander – Jim Allison

## President's Perspective (Ellen Davis)

### A Wood Addict's Paradise

Many of you may not know this but Phil was a Wood Addict to the Nth Degree. Removing the wood he selected and stored to turn, that is outside of Phil and Barbara's house will be the first step in helping to share and clear out his collection of wood, equipment, tools and other supplies. This will allow everyone to help continue his legacy of making and showing beautiful and creative bowls.



### STEP 1: Removal of all wood stored outside

We will start with 2 full weekends to cut, remove and clean up the inevitable mess we will make while respectfully removing wood that Phil stored for future turning. There is a treasure trove of different types of wood, sizes of wood and cuts of wood to be found. In fact some pieces are even slightly roughed out; it's better than finding the decoder ring in a box of Cracker Jacks!

**Weekend 1:** Will take place on Saturday and Sunday, December 1<sup>st</sup> and 2<sup>nd</sup> from 10:00am – 4:00pm both days.

**Weekend 2:** Will take place on Saturday and Sunday, December 8<sup>th</sup> & 9<sup>th</sup> from 10:00am – 4:00pm both days.

### To participate:

1. You will need to contact Ellen Davis, President of MCW at [Ellen@TwistedTreeDesign.com](mailto:Ellen@TwistedTreeDesign.com) directly with your name, email address, phone number and preferred dates and time, so that she can schedule you into the time blocks (approximately 2 – 3 hours each block) with approximately 5 – 6 people for each time slot. (You can sign up for more than one block of time as long as other people are given an opportunity first before your second block.)

### **Once the schedule is set Ellen will send you the address and confirm your time slot**

2. Safety First! You must bring your own safety gear, wear appropriate clothing, food, water your own chain saws, saw horses, and MoCo approved heavy paper recycling bags to stuff the chips into (which you will bring out to the curb and/or take with you),.
3. Phil's wood collection will be accessed one pile or area at a time. We will begin with the piles around and close to his shop. Once this wood is distributed, the next pile will then be uncovered and examined.
4. If you have a trailer for the back of your car or truck, hook it up because you're going to want to have the room to haul this amazing stash with you. There are rounds that are 3' – 4', large unprocessed logs or chunks of trees, very large halved chunks of trees. There are some pieces that might take two people to move, so be prepared.
5. If you have a chain saw and can cut some of the wood for those turners that do not have a way to cut the wood, please take a few minutes to cut some additional pieces to help them.
6. There are 3 pallets of dry fire wood, stacked and covered that Barbara would like to share while keeping some for her own use. At the end of the day, any remaining wood should be neatly stacked and covered.
7. Vehicles must be parked on the street (on the grass side), leaving the driveway open for those who are ready to load wood.

Please consider making a voluntary donation to [The Phil F. Brown Fund at The Center for Art in Wood](#) commensurate with the amount of wood you have taken. You can bring a check, cash or [click this link](#) and make the donation directly.



**Step 2: Equipment for Sale, Date to be determined later.**

We will send out a list of what is available for purchase after the outside wood has been removed. Only serious offers will be accepted and you will be responsible for safely removing the equipment bought. Everything will be sold as is and the proceeds will benefit his daughters.

**Step 3: Removal of Wood from Inside of the Shop, Date to be Determined Later.**

This will be done in a controlled manner, similar to working on the wood outside of the shop and house. We will have dates and time slots. There are many treasures to be found here.

The first pieces removed will be for specific collaborative projects that Barbara is putting together with The Center for Art in Wood, MCW and perhaps other clubs if interested.

After this step is taken then the rest of the wood will be made available for members of the various clubs. The request is that a donation to [The Phil F. Brown Fund at The Center for Art in Wood](#) commensurate with the amount of wood you have taken. You can bring a check, cash or [click this link](#) and make the donation directly.

A small amount of special or exotic wood that Phil purchased may be available for sale for the benefit of his daughters.

*Ellen*

*"People love chopping wood. In this activity one immediately sees results." – Albert Einstein*

**Editor's Corner (Mike Colella)**

Finally I'm out of the 15th century and have returned to the 21st century. And along with that I can rest a little easier instead of spending 18 hours a day in the shop replenishing stock for the weekends. You may remember I spoke about wanting to start a feature on the Wood Shops of our members. Well it has come to light. Later in this issue I hope you will enjoy the first of many to come in my series of "The Maker & His Space". I look forward to being able to feature many more of our members, their shops and work.



Mike

## **MCW October 11, 2018 Meeting Minutes by Gary Guenther (for Daniel)**

### **Introduction:**

**Name tags:** please wear your name tags so everyone is able to put a face with a name. If you do not have a permanent one, order forms can be found on the table. Introduce yourself to somebody you don't know.

28 members were in **attendance**.

**Silent Auction:** Please bring good wood to share with your friends, but remember, if it doesn't sell, you have to take it back home with you.

**Bring-back Challenge Program:** Gary Guenther won previously. The drawing was conducted, but a non-turner accidentally won for next month, so we will have a redo for Gary's piece in November.

**MCW Membership:** Dues for 2019 are coming up soon. Please plan on bringing your 2019 Membership Renewals to the December 2018 Meeting. There will be no change in our membership fee structure: \$25 for an individual and \$35 for a family membership! Please see Jim Allison or Tim Aley for renewal or new Memberships.

**MCW Election for 2019 Officers:** Election of Officers will be held at the December Meeting. It appears that most or all current Officers will be willing to continue to serve, but if anyone would like to add their name to the slate of candidates, it would be most welcome. We encourage new participation.

### **New Business & Activities:**

**President Ellen Davis** was unable to attend at the last minute, so the Business Meeting was conducted by Vice President Bob Anderson. Secretary Dan Jonas was unable to attend, and Backup Secretary Gary Guenther recorded.

**Certificate of Appreciation:** A Certificate of Appreciation was presented by Gary Guenther, for the Membership, to Tim Aley to acknowledge his work in organizing MCW's participation in the Glen Echo show and managing the Opening Reception, in supervising MCW's involvement in the Montgomery County Agricultural Fair (this year and for many years), in recently assuming the reins as MCW Treasurer; and also for providing candid photographs of meetings and captioning the Gallery web albums every month, for providing a standard of excellence in participation and in turning for all to emulate, and for calmly and quietly doing whatever has to be done. Thank you very much, Tim.

**MCW Special Activity** – Gary Guenther gave a quick summary of the September 23<sup>rd</sup> visit by 25 members and family to see Jeff Bernstein & Judy Chernoff's collection of wood art and other media. All were very impressed. Thanks to Jeff & Judy for hosting. Photos are at <https://photos.app.goo.gl/j5k5GkYgwZsMPF9Q8>

**Turn For Troops:** To get us ready for the Veteran's Day weekend, Roman Steichen is setting up two pen blank preparation sessions. The first one will be on Sat Oct 13 (the Sat. after the meeting), 10:00am to 1:00pm. The second one will be on Sat Oct 20, same time 10-1. Please see Roman at the meeting to sign up to help out. Remember to mark your calendars for Oct 13<sup>th</sup>, Oct 20<sup>th</sup> and for the weekend of November 10<sup>th</sup> – 11<sup>th</sup> for Turn For Troops. Sign up today!!!!

**Fine Art In Wood:** Wohlfarth Galleries is showcasing our very own Boluwaji "Benji" Omisore, David Fry, and Phil Brown's work from September 29<sup>th</sup> – November 3<sup>rd</sup>. The Opening Reception is this Saturday October 13<sup>th</sup> from 4 – 6pm. Wohlfarth Galleries is located at 3418 9<sup>th</sup> Street, NE, Washington, DC

**The Center For Art In Wood:** Merryll Saylan's "This is Your Life" exhibit will run from November 2, 2018 – January 19, 2019. For more information go to [www.centerforartinwood.org](http://www.centerforartinwood.org)

**2018 Virginia Woodturning Symposium,** Fishersville, VA from November 3 – November 4, 2018. Check out <http://virginiawoodturners.com>

**2019 AAW's 33<sup>rd</sup> Annual Woodturning Symposium:** This year it will be held in Raleigh, NC from July 11<sup>th</sup> – July 14<sup>th</sup>. For more information you can go to <https://www.woodturner.org/page/2019Raleigh> registration opens in November 2018. Everyone who attends these recommends them highly.

**Champion Trees National Registry:** Want to see all of the 2018 Champion Trees from all over the country? Go to <https://www.americanforests.org/get-involved/americas-biggest-trees/champion-trees-national-register/> or you can see all of the Maryland Trees (some are in this area) [https://www.americanforests.org/get-involved/americas-biggest-trees/champion-trees-national-register/?search\\_area=adv\\_search&bt\\_page\\_id\\_reset=1&species=0&state=MD&state\\_opt=eq&species\\_opt=eq&search\\_val=&prim\\_order=Height&order\\_by=DESC&submit\\_search=Search](https://www.americanforests.org/get-involved/americas-biggest-trees/champion-trees-national-register/?search_area=adv_search&bt_page_id_reset=1&species=0&state=MD&state_opt=eq&species_opt=eq&search_val=&prim_order=Height&order_by=DESC&submit_search=Search)

### **Program News:**

**Woodturner's Wood Identification Project:** This is a new project that Tom Ankrum will be in charge of. It's an amazing opportunity for all MCW members to participate and help each other. Full information will be emailed to members this week and added to next month's TJ Newsletter.

**Wounded Warriors Program:** Sessions are now on Fridays at 12:30 p.m. Please plan on helping out for this important cause. Don Van Ryk will send emails to announce sessions. The next sessions are scheduled for 12 Oct, 30 Nov, 14 Dec, and 4 Jan. Contact Don for more information at [dvanryk@aol.com](mailto:dvanryk@aol.com)

**Skills Enhancement Program:** The month's session was held on **Thursday, Oct 11<sup>th</sup>** from 2pm – 5pm. Reservations are required. If you would like to attend, please email Matt Radtke at [mattradtk@gmail.com](mailto:mattradtk@gmail.com) to reserve a space. The next sessions are Thurs Nov 8<sup>th</sup> and Sun Dec 9<sup>th</sup>.

**Public Library Exhibits:** We were scheduled to be in the Damascus Public Library in October, but they forgot, so the show was not mounted. Your 2018 pieces will be returned to you at the November Meeting. We will need a new set of works for our 2019 shows, and we will need them in December because we have two Libraries scheduled at the beginning of 2019 – Quince Orchard in



January, and Bethesda in February. Please bring your loans for 2019 Public Library exhibits to the December Meeting and give to Joe Barnard. Contact Joe Barnard at [barnards@wood-crafted.com](mailto:barnards@wood-crafted.com) with any questions.

**Turn for Troops:** To date we have 288 pens turned, and we are projected to have 349 done soon. Remember our Turn for Troops weekend is coming up and we need you to help Roman Steichen get everything ready. He will be conducting two pen blank prep sessions. One on Sat Oct 13<sup>th</sup> & one on Sat Oct 27<sup>th</sup>. Please sign up to help! Contact Roman for more information on how you can help in 2018. If you need pen kits please let him know.

**Beads of Courage:** Steve Haddix is heading up our 2018 effort to help Johns Hopkins Children's Oncology Department with Beads of Courage lidded bowls.

**Turning Works:** Bowls are donated to help Montgomery County charities. This month we are supporting PetConnect Rescue for their online auction with one of Richard Webster's Bowls (Hickory "Lighting Strike") Members interested in participating may contact Ellen Davis directly at [Ellen@TwistedTreeDesign.com](mailto:Ellen@TwistedTreeDesign.com)

**MCW's Website:** Contact Jeff Struewing at [jeff@struewing.us](mailto:jeff@struewing.us) if you have any questions or updates

**Facebook:** MCW's Facebook page is a private/closed group for our members. The link is <https://www.facebook.com/groups/194941367515051/> then request to be added to the group.

### Education:

**MCW Video and Book Library:** John Laffan is our librarian. Our books and DVDs are now free to borrow. Please sign them out and sign them back in.

**Future Meeting Programs:** Next meeting is on Thursday November 8<sup>th</sup> -- planned program: Member participation "Tips, Tools, and Tricks".

**Show, Tell & Ask :** Mike Colella will lead the activity.

**Evening Demonstration Program:** Michael Kehs on *Surface Embellishments* - \$10 Demo Fee Michael is going show different ways to treat the surface of a turned object. After a piece is turned you can decorate it with textures, colors, and carving. This can be done with many tools include the use of burning pens, carving tools, and vibrating tools. I will show the use of different tools to create my style of texturing, which I call burn texturing. This will include the use of pyrography with a burning pen and burning through friction. I'll cover some power carving and vibrating textures. Lastly I'll show some coloring techniques. Michael, from Bucks County, Pennsylvania, has exhibited in several US shows, including Challenge V: International Lathe Turned Objects Show, the National Speleological Society's Fine Art Salon and has a piece in the permanent collection of the Woodturning Center in Philadelphia. He turned an ornament for the Clinton White House during the Year of the Craft. Michael has won awards in many art shows and craft shows locally and nationally, including several Best of Show awards. He has also judged many wood carving shows and has written for the American Woodturner, the journal of the American Association of Woodturners and Woodcraft Magazine. Active in both local and national turning and carving clubs, he also demonstrates and teaches both woodcarving and woodturning in his studio. Michael has been turning and carving since 1980, and has studied anatomy sculpture under Eugene Daubs through the Tyler School of Art. His work has gotten him invited to Australia and Turkey to participate in international turning events.

Respectfully submitted, Gary Guenther (Backup Secretary)



**DIRECT LINKS TO ONLINE PHOTOS - (For your viewing pleasure)****MCW Web Photo Album Links for October 2018 Activities**

MCW Oct. '18 Gallery: <https://photos.app.goo.gl/safGxR6Gz2MEgAtD6>

MCW Oct. '18 Meeting: <https://photos.app.goo.gl/3qnjM1SZwKf54LSD9>

MCW Oct. '18 Program: <https://photos.app.goo.gl/x8Sffz1oQe3ZfjAS9>

MCW Oct. '18 pen kit preparation for November Woodcraft *Turn for Troops*: <https://photos.app.goo.gl/4HmntwBqB6QtApd8>

For those of you who were not able to attend or if you would just like watch the video here is the link that Barbara has forwarded from the service:

<https://www.youtube.com/watch?v=wbYo03BJJsY>

**Treasury Report ( Tim Aley)**

Income Items			Expense Items	
Demo Fees	\$220.00			
Membership	\$50.00		Demonstrators	\$442.00
Name tags	\$9.00		Name Tags	\$9.00
Silent Auction				
Total income	\$309.00		Total expenses	\$451.00
Total funds available	\$4,299.60			

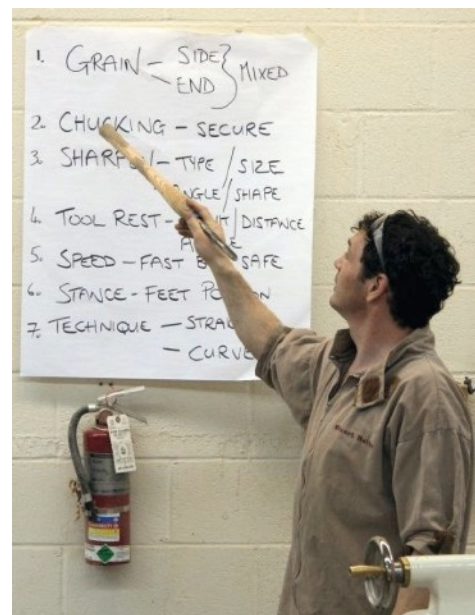
## BACK TO BASICS by Gary Guenther

### Back to Basics – Stuart Batty Videos (Gary Guenther)

*One of MCW's prime directives is education. We have inexperienced turners who can use some guidance, and even experienced turners can benefit from an occasional refresher.*

Stuart Batty is known as one of our preeminent woodturning educators, and his reputation is well earned. Stuart learned production turning as an apprentice to his father, and he knows what he's doing. Stuart has made a number of short, educational videos that address a number of basic and important topics, under the title "Seven Fundamentals". They are available via Vimeo. But there are a lot more than seven videos -- I have collected links to 27! Honestly, it's not easy to find them in any sensible order, but I've done the sorting task for you and have presented them in a planned order. This is the ninth article in the sequence. You can find the first eight in previous editions of the *MCW Turning Journal*.

Last month, we viewed the right-hand and left-hand tool techniques. This month we're going to move on to Defects, Tool Marks, and Finishing Cuts. Regardless of my experience, I never fail to learn something new every time I watch a Stuart Batty video.



Defects Part 1 (17:47)

<https://vimeo.com/69018279>

Defects Part 2 (20:32)

<https://vimeo.com/69018280>

Tool Marks (3:07)

<https://vimeo.com/68784519>

Finishing Cut Demonstration (3:16)

<https://vimeo.com/68642333>

Next month, we'll conclude the Series with a pair of videos on Tenons and Recesses.



Just For Fun:

Next time you see a great piece of exotic wood, think of this video.

<https://www.youtube.com/watch?v=XH2wSB5PrKU>

Great team work, Just don't mention this to OSHA:)



**Skills Enhancement Schedule** Matt Radtke

Skills Enhancement Dates (subject to change). You must contact Matt Radtke at [matt.radtke@gmail.com](mailto:matt.radtke@gmail.com) to reserve your spot for Skills Enhancements.

November 8th - Thursday of Meeting date

December 9th - Sunday after meeting

**MEMBER 'WANTS & NEEDS'**

Dust collector needs a new home, works, FREE

It's a Penn State 1 HP, 110.  
Contact Richard Webster: [gtjazz@comcast.net](mailto:gtjazz@comcast.net)

In the future if you are in search of something or have something to sell, give, or trade let me (the editor, Mike Colella) via email: [michaeljcolella@gmail.com](mailto:michaeljcolella@gmail.com) and I will post it here.

Mike



## Quince Orchard Library Exhibit November 2018



[https://drive.google.com/open?id=1dyHtjWcwsQOzjTUMqQCSTKoyXJTUbN\\_W](https://drive.google.com/open?id=1dyHtjWcwsQOzjTUMqQCSTKoyXJTUbN_W)

The MCW Library Exhibit Series has been a great success since its inception. That success is a reflection of all of your remarkable skills, your willingness to loan us a few pieces to display for an entire year or part of a year, and especially the dedication Phil Brown demonstrated in getting the libraries to agree to let us show our pieces, and especially his steady hand that set up so many exhibits and took them down in a timely manner. I hope to continue to follow his example. I will return 2018 pieces at the November and if necessary, the December Meeting and accept new ones for 2018. Please consider loaning MCW a piece or two for this very valuable outreach program that connects us to our community. At the November and December meetings I will have a page for you to fill out when you choose your pieces to loan, and there is a link here () to that paper. I would ask you to include that page when you bring the pieces in December or January.

I especially want to thank all those who contributed pieces to this year's displays. This includes Tim Aley, Phil Brown, Bob Browning, Mike Colella, Tina Chisena, Ellen Davis, Steve Drake, Rich Foa, Bob Grudberg, Gary Gunther, Steve Haddix, Clif Poodry, Stephen Price, Sid Stone, and Richard Webster. We could certainly use more participants. Please, please, let me know if you provided a piece and I didn't include your name, because that means I don't have you listed on the insurance form for the libraries, and that the piece you provided is linked to someone else. Our insurance list for this year's pieces came out to be \$4,000 for the 46 pieces we showed. Worth every penny!

For next year, Our first display will be at the Quince Orchard Library in their small cases, and in February, the display Phil set up on a biennial basis at the Bethesda Library. In March we will be at the Damascus Library, and in May at Germantown. The displays continue through the year. I hope to continue to expand the number of members who loan pieces, and am continuing to look for places we can display in the community. If you live near a library where we do not display, stop by and see if they have display cases where we could show your work. If so, let me know and I will visit and see if we can set up a display there.

## Michael Kehs -- tools and products for surface embellishments from the October demo.

*Mike's October MCW demo showed us the burn texturing technique he uses to embellish turned surfaces. Here is his description of the tools and products he uses.*

What I make and use are basically branding irons, not your typical burning pens. These branding irons are used sometimes in patterns but more often in a random if not chaotic fashion. Some of the branding irons are used in such a way as to create fossils, insects, or other recognizable designs. Once a field has been filled, then color can be added. Depending on the design you may want to add some metal or semi-precious stones (turquoise, opals, etc.).

Some textures are burnt in with friction. I use cup burs <http://www.ottofrei.com/Store/Cup-Burs/Swiss-Fig-77B-Cup-Burs-4-00mm-10-00mm.html> to create a bumpy surface (think lizard skin). These are spun at 35,000 to 40,000 rpm. The coloring I do is normally either dry brushed acrylics or gilders paste.

Power carving textures covered here will include the use of ball cutters rotary chisels etc. These are used to fill in certain panels laid out on the turned piece, or as background texture to highlight a carved feature. <http://www.rotarychisel.com/info.html>  
<http://stores.jaymescompany.com/drill-bits/>

Lastly vibratory textures, I use an adjustable speed engraving tool. You'll need to blunt the tip so that it dents the wood instead of separating the wood fibers. Slower speeds seem to work better.

### Shop made burning pen

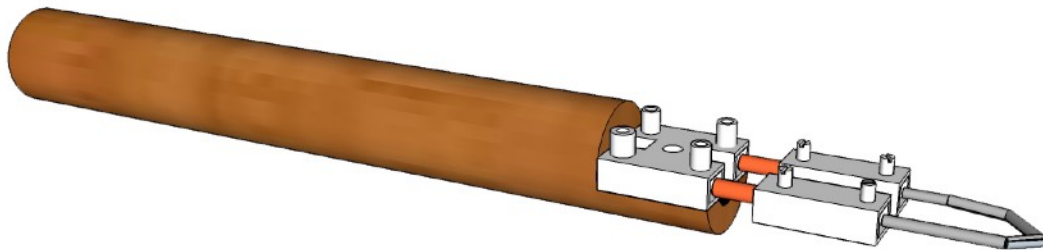
I use shop made burning pens that are simple to make. (see fig. 1 and 2) You'll need a switchcraft 280 1/4" jack

<https://www.amazon.com/Switchcraft-280-4-Inch-Guitar-speaker/dp/B00C5B1S44> some 16-gauge lamp wire a terminal strip <http://www.lowes.com/pd/Utilitech-Quick-Wire-Connectors/999953966> and a short piece of 12 gauge solid copper wire.

Drill a 3/8" hole down the middle of a 1"square by 6" long block of hard wood, center that up and turn to about 5/8" to 3/4" dia. On one end cut

a piece off through the middle back about 3/4" to attach a section of terminal strip with two connectors. You'll connect the 16 gauge lamp wire to one side and two pieces of 12 gauge solid wire 1.25" long to the other side these act as a heat sink. Now cut two of the connectors out of the terminal strip plastic and screw onto the end of the 12 wire, this is where you attach your NiChrome tips (see photo)

I make my own tips from nickel chromium (NiChrome) wire in gauges from 22 to 16. Razor tip makes woodburning sets that are fine. If you find you need more power you may want to look up plans for a Graeme Priddle wood vaporizer on the internet. I use an Avalon Foam Sculpting Detail station. It's old and they don't make them anymore.



### Source of supplies

<http://stores.jaymescompany.com/>

<http://www.woodcarverssupply.com/Steel-Carbide-Burrs--Bits/products/57/>

<http://www.arizonagourds.com/CarvingBurs.html>

<http://www.ottofrei.com/Store/search/?search=cup+burs>

<https://www.riogrande.com/category/tools-and-equipment/burs-and-drills>

<http://www.treelineusa.com/>

[www.rotarychisel.com](http://www.rotarychisel.com)

[www.dickblick.com](http://www.dickblick.com)

Michael Kehs  
Michael Kehs Woodworks  
52 East Zion Hill Rd.  
Quakertown, Pa. 18951  
(215-536-4329)  
(267-374-8403)

[www.michaelkehswoodworks.com](http://www.michaelkehswoodworks.com)





Mark's Supik's woodturned bowls featured in local gallery show.



Shannon Cassidy, Kini Collins, Mark Supik & M. Jordan Tierney  
 MAXgallery 126 N. Madeira St., Baltimore, MD 21231  
 Hours Friday 3-7, Sat. 1-5.

Mark will join with 3 local artists (and friends): Shannon Cassidy, Kini Collins & M. Jordan Tierney to fill [MAXgallery](#) with paintings and sculptures. Don't worry, there will still be room for all of you to join us for the opening reception 2-5 on **Sunday, Oct 28** and for Mark's woodturning demonstration outside the gallery on **Sunday, Nov. 18th**. Hope to see you!



We have a few spots left in our November & December woodturning classes. Our students include hobbyist, artists, and tradespeople. Some are enthusiastic beginners, others experienced turners ready to improve their skills. We provide each student with the safety equipment, an individual lathe and set of tools to use during the workshop. All project materials are included in the cost of the class. Class size is limited to seven students.

The cost for the all day workshop is \$165 (includes project materials, lunch and great donuts from our local bakery). We ask for a \$50 deposit to hold your space (refundable up to one week prior to class).

There's a \$20 discount for students who are members of [local woodworking clubs](#).

To register for a class, give us a call or send us an e-mail and we will help you find the right class for your interest and skill level. Phone (410-732-8414) or [e-mail](#) us to reserve a spot.

**Basic Bowl Turning:** Nov 10 (3 spaces) & Dec 8 (1 space)

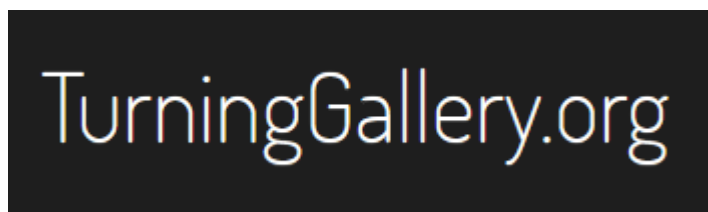
**The Right Start:** Sunday, Dec 9 (be the first on the waiting list)





**CLICK IT – Web Site of the Month** (Gary Guenther)

*A recommendation of a web site link I believe to be worth your time:*



Got this from George French in the *Chesapeake Woodturners* August 2018 Newsletter, *The Final Cut*. Outstanding site filled with galleries of amazing pieces from quality woodturners. <https://www.turninggallery.org/> Thanks, George! This is a great place to get concept and design ideas for your own work.

**VIDEO VIEW – Instructional Videos of the Month** (Gary Guenther)

*Free, online woodturning demonstrations for your viewing pleasure*

In the September *Turning Journal*, we reviewed Barbara Dill's new book on multi-axis turning. Barbara is our good friend and guru, so we're giving her some more space.

Barbara Dill defines her four quadrants of multi-axis work for AAW (3:07) <https://vimeo.com/132437084> She invented this way of thinking about multi-axis turning. It permits you to understand what you're doing and repeat the kinds of things you like. If you 'get it', you're all ready to get started on projects.

Speaking of projects, here Barbara Dill demonstrates a three-sided goblet at Capital Area Woodturners: (24:28) Thanks Tom and Frank.

[https://www.youtube.com/watch?v=JK1EvP\\_NCi0](https://www.youtube.com/watch?v=JK1EvP_NCi0)

Lots of very practical ideas and how to's. This stuff is fun, and here's the way to learn how to do it.



## Dec Demo - Making a Coffee Scoop - Clif Poodry

December's demo will be how to make the coffee scoops that he presented at the Show and Tell a few months back.

### **CCC in 2019**

MCW, together with Capital Area Woodturners, is a participating member of the Creative Crafts Council, which holds a 2019 spring multimedia exhibition at Strathmore Mansion in Rockville. Jurors will be looking at digitally submitted photographs, probably in February 2019. So, design, photograph, and submit quality work which will wow the jurors. Later this year, see [creativitycraftscouncil.org](http://creativecommons.org)

### **BlackRock in 2020**

Ann Burton, Gallery Director at BlackRock Center for the Arts, really liked our January-February exhibition and the enthusiastic public response to it. She wants to repeat it in 2020, with some minor date changes from this year. I endorse this opportunity and again look forward to it. The 2017 digital application, with only minor modification, will again be used in late 2019. Whether you are new or an experienced woodturner, keep these exhibit opportunities in mind

WWP

Greetings all.

Hope everyone is having a fine summer—which will be ending far too soon.

With that in mind it's almost time to resume pen turning for the WWP. As always the sessions will be held at the woodworkers club from 12:30-2:30. The next sessions will be on the following dates:

30 Nov

14 Dec

4 Jan.

Mark your calendars and hope to see you then. As before, I'll send out a reminder prior to the above dates.

Don

## SHOW, TELL and ASK - October 2018



Richard Webster 14" x 1" Platter [walnut, paint]



Bob Grudberg 18" x 3" bowl [maple]





Bob Grudberg open segmented bowls







Bob Grudberg segmented bowl







Bob Grudberg 18" x 4" bowl [maple]





Mike Colella 15" x 1" magic wands [bocote & resin, mahogany & resin]



Steve Haddix 9" x 7 1/2" hollow form w/ finial [cherry, blackwood]



## Roman Strichen



7" x 4" fair bowl [stabilized maple]



3" x 2 1/2" Irish maple bowl [resin, maple]



6 1/2" x 1" bottle opener [peach, resin]




3" x 1" bottle stoppers [oak/walnut & resin, sycamore & resin]

## Roman Strichen



pens for the troops [curly maple & 1 ?]



2" x 1 1/2" draw bar top [maple]





Bill Long 9" x 4 1/4" x 5" dipper [elm]



Gary Guenther 12" x 1 3/8" muddler [zebra wood]





Joe Barnard 22" x 12" ornaments and stand [maple, chestnut,

## Joe Barnard Ornaments



Tom Ankerman 11 1/2" x 7" natural edge bowl [oak, dye]

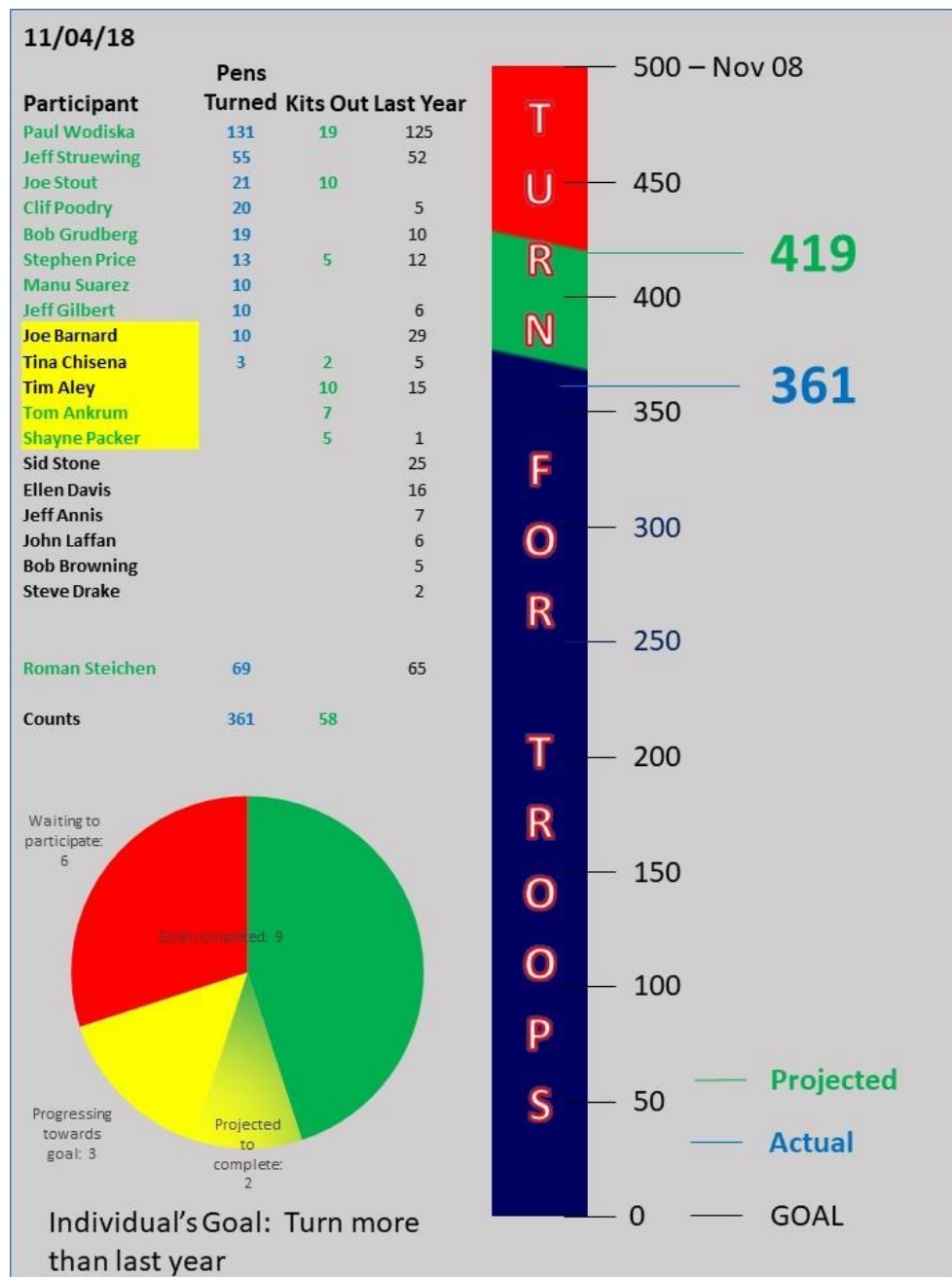


## Turn for Troops (Roman Steichen)

On Oct 20, Doug Wolf, Joe Mosli, Jon Bluth, Jeff Gilbert, Gary Gunther, Joseph Barnard, Tim Aley came out to WWC to prep pens in head of Veteran's Day weekend. We prepped 122 pens. Thank you for your help and support.

Speaking of help and support, you can be a big help on Friday (11/9), Saturday (11/10), and Sunday (11/12). There are still many time slots open. We need MCW members to show up and provide guidance and assistance to the walk in volunteer turners. Let's show WWC, that we are there for them and appreciate all that they do for us.

Thanks  
Roman



## Turn For Troops – pen kit making (Gary Guenther)

TFT Program Director Roman Steichen has thanked the following MCW Members for coming out on two Saturday mornings in October and prepping nearly 160 pens kits -- sawing, drilling, roughing and gluing and cleaning tubes, and end trimming: Tim Aley (twice), Joe Barnard, Jon Bluth, Jeff Gilbert, Gary Guenther, Joe Mosli, and Doug Wolff.

These kits will be ready for all people, young and old, members and the public, planned and walk-ins, mentors and students, to turn into pens on Friday, Saturday, and Sunday, November 9-11, at the Woodworkers Club. Come on in and make some, and tell your friends. Everyone is welcome. It's good fun and for a great cause.











More photos can be found at: <https://photos.app.goo.gl/4HmntwBqB6QtfApd8>

Thanks also to Paul Wodiska who has turned in over 100 pens this year, some in Corian.

This is the current signup as of Monday 11/5, so you can see there is still many open spaces to help.

11/4/2018

Friday, November 09, 2018

MCW Member	
10:00 AM	Jeff Gilbert
11:00 AM	Jeff Gilbert
12:00 PM	Jeff Gilbert
1:00 PM	Jeff Gilbert
	Gary Guenther
2:00 PM	Gary Guenther
	Stephen Price ?
3:00 PM	Stephen Price ?
4:00 PM	Stephen Price ?
5:00 PM	
6:00 PM	
7:00 PM	
8:00 PM	

Saturday, November 10, 2018

MCW Member	
10:00 AM	Gary Guenther
	Joe Stout
11:00 AM	Gary Guenther
	Joe Stout
12:00 PM	Gary Guenther
	Joe Stout
1:00 PM	
2:00 PM	Jeff Struewing
3:00 PM	Jeff Struewing
4:00 PM	
5:00 PM	

Sunday, November 11, 2018

MCW Member	
10:00 AM	Doug Wolf
11:00 AM	Doug Wolf
12:00 PM	Doug Wolf
1:00 PM	Stephen Price ?
2:00 PM	Stephen Price ?
3:00 PM	Stephen Price ?
4:00 PM	Stephen Price ?
5:00 PM	

Unspecified

times Joe Mosli, Ellen Davis

Ellen Davis, Don Van Ryk

Ellen Davis



## *The Maker & His Space*

By Michael J. Colella

The first in a series of the Makers of MCW and their Studios.



*Richard Webster* has spent his career in creative pursuits. Trained in music at the Eastman School of Music in Rochester New York, he pursued a career as a professional musician with the national Symphony Orchestra for over 30 years. Many of his other pursuits included teaching jazz history Georgetown University and the Smithsonian Institution. His interests in the arts include the visual and performing arts as well as hands on experience with gardens and woodworking.

His initial experience with wood included many years of repair and maintenance on his over 200-year-old Italian bass violin. He learned from woodworking with his instrument, the importance of craftsmanship, using the right materials and how wood is a living organism. His design is influenced by the structure and rhythms of the music, particularly jazz forms. In his furniture making and







woodworking he tries to let the wood suggest the design, giving it form, color and natural beauty. He has collected a large inventory of woods from around the world including native woods such as maple and cherry. He likes to use accents of exotic wood which provides a beautiful pallet of color and texture, and makes the piece unique. He is careful to make sure that his wood sources have been cut legally and are not destroying natural habitats. He also incorporates Japanese design principles as well as the concepts of "Wabi Sabi" that brings out the natural form, the "imperfections" of

the wood which give it its unique character. His design is influenced not only by Japanese furniture, but also the simple functionality of shaker furniture. He has also incorporated many traditional quilting block patterns into his work, using them on tables and as accents. He uses the many colors of the wood to bring out these patterns, much as



a quilter would use fabric and it's many colors to do tumbling blocks, Maple leaf and bargello patterns.

Richard, a long time member of MCW, enjoys turning as much as furniture making. His studio is modest, believing it's not the quantity of fancy tools you have but the right tools to do the job. One of his most valuable tools is his long bed 6" joiner with



helical blades," that make all the difference in the world". Of course his table saw, band saw and planer are also intricate to the workings of this studio. A place for everything and keeping it clean matter a lot to this artist. In his furniture making, custom forms and jigs are also a big help, especially when replicating favorite shapes.





Once a piece is assembled, it goes to the finishing room, for any number of surface decorations, from coloring to burning and then the final signature.



My visit to Richards home was just the day before his annual open house, so I had the opportunity to see the great variety of his work, beyond turning.







It's easy to see how this classically trained musician, who, for so many years, preformed beautiful music, continues to preform, only now he translates those musical talents, using different instruments and materials to create beautiful objects out of wood.



## AAW Focus (Gary Guenther)

Here is a potpourri of materials from AAW that you should be aware of.

**Checkout the AAW Forum...**  
and check-in with the woodturning community!



- Member-moderated online community
- Share your work and Ideas
- Obtain feedback
- Get advice and solve problems
- Browse the online gallery
- Connect with other woodturning enthusiasts
- Get your work noticed or even selected as AAW's "Turning of the Week"

**Visit the Forum at [tiny.cc/AAWForum](http://tiny.cc/AAWForum)**

## ***SAVE THE DATE***

**July 11-14, 2019**

Experience AAW's 33rd Annual International Woodturning Symposium in Raleigh, NC!

**For all skill levels.** Demonstrations, lectures, and panel discussions include a beginner learning track, tool handling techniques, hollow forms, segmented turning, lidded boxes, bowls, platters, embellishment techniques, penturning, ornamental turning, spindle turning, and more.

**Internationally known demonstrators and expert woodturning talent** include Sharon Doughtie, Benoît Averly, Max Brosi, Troy Grimwood, Ashley Harwood, John Jordan, John Lucas, Alan Miotke, Pascal Oudet, Dick Sing, Colwin Way, Kimberly Winkle, Tom Wirsing, and more to be announced.

**Come to learn. Leave inspired!**

<https://www.woodturner.org/general/custom.asp?page=2019Raleigh>





## Chapter

President	Ellen Davis	<a href="mailto:ellen@TwistedTreeDesign.com">ellen@TwistedTreeDesign.com</a>	301-728-5505
Assistant to the President	Tina Chisena	<a href="mailto:tinachisena@verizon.net">tinachisena@verizon.net</a>	301-933-0676
Vice President	Bob Anderson	<a href="mailto:Robert.anderson4@verizon.net">Robert.anderson4@verizon.net</a>	301-270-6005
Program Chair	Steve Haddix	<a href="mailto:sthaddix@gmail.com">sthaddix@gmail.com</a>	301-869-6983
Secretary	Daniel Jonas	<a href="mailto:daniel.jonas12@gmail.com">daniel.jonas12@gmail.com</a>	301-208-8265
Treasurer	Tim Aley	<a href="mailto:Taley16922@aol.com">Taley16922@aol.com</a>	301-869-6983
Assistant Treasurer			
Membership Chair	Jim Allison	<a href="mailto:Jim-elaine@allison.net">Jim-elaine@allison.net</a>	301-706-6164
Newsletter Editor	Mike Colella	<a href="mailto:michael.j.colella@gmail.com">michael.j.colella@gmail.com</a>	301-942-2853
Webmaster	Jeff Struewing	<a href="mailto:jeff@struewing.us">jeff@struewing.us</a>	240-988-6422
President Emeritus	Gary Guenther	<a href="mailto:gary.guenther@iname.com">gary.guenther@iname.com</a>	301-384-7594

## Volunteers

Wounded Warrior Support Program Director	Don Van Ryk
Skills Enhancement Program Director	Matt Radtke, Eliot Feldman assistant
Public Library Exhibit Committee	Joe Bernard, Russ Iler, Mary Beardsley
Beads of Courage Program Director	Steve Haddix
Turning Works Program Director	Open
Montgomery County Ag Fair Program Director	Tim Aley
Turn for Troops Project Leader	Roman Steichen
Backup Secretary	Gary Guenther
Lending Librarian	John Laffan, Joe Barnard backup
Videography	Joe Stout, Joe Barnard.
Gallery Photography and Web Albums	Mike Colella, Tim Aley, Sidney Stone, Gary Guenther
Candid Photography	Tim Aley, Gary Guenther
Show Tell & Ask Leaders	Mike Colella, Matt Radtke, Clif Poodry
Show Tell & Ask Recording and Trucking	Richard Webster and Jim Allison
Demo Fee Collection	Bob Grudberg
Setup Committee	Jim Allison, Margaret Follas
Clean-Up Committee	Paul Simon
Discount Deacon	Steve Drake

## MCW Resources

**MCW Hands-on Mentoring Program:** Hands-on mentoring is one of the most effective ways of learning turning techniques, tool use, and safety. We all have unique knowledge and ideas to impart. We encourage all Members to sign up to share a few hours of their time and knowledge at the lathe with each other, on a peer-to-peer basis, either in their homes or at Skills Enhancement sessions. We particularly encourage our new Members and beginners to use this opportunity to learn techniques and safety. Please let Ellen Davis know if you would like to participate.

**Skills Enhancement:** Once a month, we have an open lathe session at WWC, alternating on the Fridays and Sundays after the Meetings, under the guidance of Matt Radtke and Eliot Feldman. Please check the Newsletter and Web Site Calendars for monthly dates and reserve a limited slot in advance with Matt at [mattradtk@gmail.com](mailto:mattradtk@gmail.com). Everyone shares skills and information, and its lots of fun.

**MCW Facebook Group:** Ellen Davis has created a Facebook Group just for MCW Members. The idea behind this is to allow you to post pictures of your work, ask questions, and provide another venue for our members to get to know each other better. For our MCW Facebook Group, please click the following link <https://www.facebook.com/groups/194941367515051/> and request to be added to the group. If you do not have a Facebook account and want one, please contact Ellen. We have over 45 Members involved.

**MCW Lending Library:** Now Free! Books and DVDs are available for borrowing. We have a good selection of video demonstrations and instructional materials from many top professional turners. If you missed a Meeting and would like to see the Program, you can check out the DVD. Please sign the form to check them out from John Laffan. If you have titles out, please return them promptly. There is no charge for this service.

**Silent Auction:** Not everyone has access to a chainsaw or a band saw, which makes it nice to have access to reasonably-priced, properly-sized turning blanks. Thanks to the generosity of Phil Brown and other Members, our Silent Auction provides this benefit at every Meeting. Please bring your 'road kill' to share with other Members.

**Discounts:** Steve Drake has assembled a selection of retailers who provide MCW Members with monetary discounts. First and foremost, of course, is the Woodworkers Club, but we have a number of others too. Please check out the list of participating merchants on the Web Site or at the end of each Newsletter.

**Web Site:** <http://montgomerycountywoodturners.org> Thanks to Webmaster Jeff Struewing we have an outstanding Web Site.

**Newsletters:** The MCW Newsletter Archive, accessible on the website, is a tremendous resource, containing the complete history of all MCW programs and activities from day one, as seen on a monthly basis through the years. All past issues back to Volume 1, Issue 1 in 2007 are available at <http://montgomerycountywoodturners.org/newsletters/>

**Our Hosts:** Our most important resource is our space. We are deeply indebted to our hosts, [The Woodworkers Club](#), for their continuing support in sharing their facility with us as we move into our tenth year. Please give Amy, Chris, Matt, and Ralph your individual expressions of appreciation, both verbally and with your wallets. If you need something, they will get it for you, either off the shelves or from the catalog – with no shipping charge.



## Member Discounts

**Woodworkers Club Rockville, Maryland** ([www.woodworkersclub.com](http://www.woodworkersclub.com)). The Woodworkers Club, a Woodcraft affiliate, offers MCW Members a 10% rebate on all regularly priced items. After reaching certain plateaus of spending, you will become eligible for a rebate which you will receive by email and is good for 3 months. Non-qualifying items are power tools, items already on sale, gift cards, and items from companies that prohibit discounting (Festool, SawStop, Leigh, and a couple others). Our relationship with Woodworkers Club is very synergistic and important to us, and I encourage you to make your woodturning and woodworking purchases from them. If they don't have something in the store that's in the Woodcraft catalog or on their web site, they will get it for you, and you can save on shipping by picking it up at the store.

**Exotic Lumber, Inc. Frederick, Maryland** (<http://www.exoticlumber.com/>) With over 130 species in stock, Exotic Lumber has one of the widest selections available on the East Coast. We offer a 10% discount to MCW Members with membership badge. We have warehouse locations in Frederick and Annapolis, where you are welcome to select from our extensive selection of turning blocks.



**Craft Supplies USA** ([www.woodturnerscatalog.com](http://www.woodturnerscatalog.com)) is a family-owned and operated business serving the woodturning community. Individual MCW Members can save 10% on all finishes & disc abrasives -- just mention "Montgomery County Woodturners" and save, all year long.



**Hartville Tool** ([www.hartvilletool.com](http://www.hartvilletool.com)) is a nationwide retailer of general and specialized tools for woodworking and home improvement. They offer free shipping to all. If you have accepted the MCW offer to "opt in" to be a member of the Hartville Tool Club, you will get a 15% discount on all tools (excluding sale items, gift cards, special orders, and Festool Products).



**North Woods Figured Wood** ([www.nwfiguredwoods.com](http://www.nwfiguredwoods.com)) North Woods is a multi-generational family-owned supplier of wood and wood blanks specifically selected with the woodturner in mind. They specialize in Pacific Coast native species of trees and have sizes from single pen blanks up to 1,500 lb. whole burls. With 20+ species in stock, there is something for everyone. Members get a 15% discount by mentioning their MCW membership during a phone order or by entering "WOODTURNERS" as a coupon code during online ordering.





## *Tailstock*



Richard Webster 14" x 1" Platter [walnut, paint]