



MEETING AGENDA

- 6:30-7:00 - Set-up, Check in Show & Tell
Silent Auction, Shop
- 7:00-7:30 - Business meeting
- 7:30-7:50 - Show, Tell & Ask
- 8:00-9:20 - Program
- 9:00-9:45 - Clean up, Claim & pay for
auction items

Meeting Location

WOODWORKERS CLUB
11910-L PARKLAWN DR
ROCKVILLE, MD 20852
301-984-9033
**REMEMBER TO PARK IN
BACK**

HAPPY NEW YEAR 2019
January Meeting - 10th Annual Show, Tell & Ask with Panel Critique - Thursday Jan. 10, 2019

Contents

Evening Program	1
Presidents Message	4
Editors Corner	5
Meeting Minutes for Nov.	6
Direct links to photos	10
Treasury Report	10
Year End Report	11
Tips & Tricks Correction	13
Skills Enhancement	14
Bring Back	14
Wants, Needs, Tips & Tricks	15
Library exhibit Loan Form	16
Click It	17
WebSite of the Month	17
WWP	18
CCC registration info	19
Show, Tell and Ask	20
Turn for Troops Year End	35
AAW Focus/ Symposium 2019	39
AAW - Note to Chapter	40
Women In Turning Newsletter	41
Member Contacts	42
MCW Resources	43
Member Discounts	44
Tailstock	45

January 10, 2019 - 10th Annual Show, Tell & Ask with Panel Critiques

The *Show, Tell & Ask* Panel Critique event has been a big hit for nine years, and we are happy to continue this MCW January tradition. Instead of a demonstration, we will have an extended Show & Tell period with a critique of each piece by a panel of three selected craft, art, and turning experts. Our goal is to get fresh perspectives, from the outside looking in, at what we're doing, how our forms relate to those of other media, and how we may be able to improve them. As a group, you responded to Steve Haddix's Survey with strong support for "Design". Well, that's one of our keys here. What do our pieces look like, and why.

Our panelists this year will have turning and wood art experience as well as expertise in all craft arts, pottery, and photography. Our panel this year will be:

1. Professional woodturner: Allen Alexopoulos
2. Director of the James Renwick Alliance, and *much* more: Jaimianne Amicucci
3. Professional ceramic artist, graphic designer, and photographer: Greg Holmes.

Note that Allen and Jaimianne have both served on the Panel in previous years, and we look forward to Greg's new insights.

As usual, we would like to have 16 members show your work (one piece each). That's the best number for the time we have available. This is for everyone, at all levels. We strongly encourage you to enter a piece, just as you would bring it to our normal ST&A. What we want is to be able to discuss where we are and what we're doing, at all levels, be it as a novice, intermediate, or advanced turner. This is your chance to get some real, meaningful feedback.

As in our normal, monthly S&T sessions, finished pieces are encouraged, but the idea is not



Allen Alexopoulos



Jaimianne Amicucci



Greg Holmes

necessarily to submit a 'perfect' piece, or even necessarily a finished piece – rather, the goal is for us all to learn about design, turning, and finishing techniques from the things each of us is making or has made. This is an ideal way to discover how to improve what we are doing in a friendly but knowledgeable and informative environment.

It's just for fun, as a learning experience, and we hope as many of you as possible will join in.

As always, we encourage everyone to *attend* this meeting for what is always a great learning opportunity, whether you bring a piece to be evaluated or not. Some comments from the audience will be welcomed,



Allen Alexopoulos



Jaimianne Amicucci

as time permits. We intend to keep it informal and to just have fun with it, as we always do.

The January meeting will begin with a business meeting, as usual, including the Bring-back Challenge, and the Silent Auction will be active, but there is no separate ST&A – the Program is it. Please email Gary if you have any questions or comments.



Greg Holmes

President's Perspective (Ellen Davis)

Happy New Year and what a year we have planned for everyone! Don't forget to go to www.montgomerycountywoodturners.org and mark your calendars for our MCW Meeting dates for 2019.



Last month a group of dedicated wood connoisseurs spent their time over a four day period, chopping, sawing, hauling, and loading thousands of pieces of wood that had been lovingly prepared and stored by Phil Brown. We laughed, cried and told stories as we trudged through mud, getting soaked by the rain and wearing many layers of clothing to hold off the cold. I cannot begin to thank everyone that participated in what was the first step in sharing the wealth of wood that Phil collected.

Please note: If you submitted a check for the donation to the Phil F. Brown Fund for the Center for Art in Wood please expect to see it back in your mailboxes. Unfortunately the information listed as to how the checks needed to be made out was incorrect and for that I am sorry.

You can resend the Center For Art In Wood a new check and request that the funds be used for the ITE Wingate Program in Phil F Brown's Fund and/or you can just click this link and make your donation online
https://centerforartinwood.org/support/the-phil-f-brown-fund/?utm_source=Copy+of+allTURNatives+2018&utm_campaign=In+Memory&utm_medium=email

Next steps in the Phil Brown Wood Addict's Program is selling his equipment. Be on the lookout for a list of the equipment that is available. More on that later.

Ellen

"Woodworking is one third planning, one third execution and one third figuring out how to change your plan to cover up that mistake that you just made during the execution." – Unknown



Editor's Corner (Mike Colella)

Happy New year to all. As I write this, it's already 1 week into 2019. Where does the time go. I guess a little reflection is in order. One year ago I took on this task of Newsletter editor. Why I'm still not sure, because I have way too much to do, both personally and work. But I guess the real reason was because it is just another thing I enjoy doing. Like Turning. I learned to turn back in 1974, did it for about a year then was forced to stop for various reasons. 20 years ago the interest re-surfaced, and I quickly remembered how much I enjoyed it. Today I love it!



Since I am at the age of "retirement" and it seems every month now another one of my friends informs me they have retired, and always the next question is, "Are you retired yet?" I used to answer, "No I'll never retire, because I work for myself". But no that's not the real reason. Artists, never really retire, they just keep getting better. Even as a self employed Photographer all my life, I loved making photographs, whether they were portraits of kids or beautiful bridal images or simple wine bottles, I loved it and always kept trying to make every photo just a little better than the previous. So as with wood turning. Even though I'm still learning, creating things out of wood is exhilarating, and I want to constantly keep getting better, I owe it to myself and my customers.

As I look at the photos of everyone's work, month after month, I see the turning quality of the club as a whole growing better and better. And I feel a great deal of that comes from the constant sharing of information between members. We needn't look any further than the tremendous influence and knowledge we gained from our dear departed friend, Phil Brown. He was always willing to offer help on any aspect he was familiar with, not to mention the number of times he did demos. We have a club of extremely talented individuals, with so much to offer each other. Let's keep it up.

So as we start this new year;

Keep learning,

Keep experimenting,

Share your triumphs AND failures,

Keep getting better,

Keep 'Showing Off',

Keep entering competitions,

Keep helping others, and most of all,

Keep having fun, Especially those of us that ARE retired!

MCW December 6, 2018 Meeting Minutes

Meeting Start- 7:00 pm- Ended 9:00 pm

Attended- 39

Introduction:

Name tags: please wear them so members get to put a face with a name. If you do not have a permanent one, order forms can be found on the table. Talk to somebody you don't know.

Silent Auction: Please bring, but remember, if it doesn't sell, you have to take it back home with you.

Bring-back Challenge Program: Joe Barnard won previously. Joe Mosli won for December, congratulations Joe!

MCW Membership: Dues for 2019 are coming up soon. Please plan on bringing your 2019 Membership Renewals to the December 2018 Meeting. There will be no change in our membership fee structure; \$25 for an individual and \$35 for a family membership! Please see Tim Aley or Jim Allison for renewal and new memberships

AAW Membership: If you are not a member of AAW then it's time to join. If you join before the end of December 2018 you will also be automatically be eligible for their annual Powermatic 3520C Lathe drawing. Membership for AAW is \$60 per year (see brochures on the table).

AAW Scholarships Drawing: Paul Sandler and Stephen Price were drawn for the scholarships, congratulations Paul and Stephen!

New Business & Activities:

Turn For Troops: Prior to Veterans Day weekend, we had turned a total of 486 pens. After our weekend of turning and honoring our troops, we had an astounding total of 902 pens! Thank you to everyone who came and assisted, and for everyone who made some amazing looking pens!

MCW Elections: Let's Vote:

President - Ellen Davis

Vice President - Bob Anderson

Program Chair - Steve Haddix

Secretary - Gary Guenther

Treasurer - Tim Aley

Assistant Treasurer - Ellen Davis

Membership Chair - Jim Allison

Newsletter Editor - Mike Colella

Web Master - Jeff Struewing

Phil's Hoard of Wood: Soon you will receive and email from me listing two sets of weekend dates to saw, cut, drag, haul, etc. all of Phil's outside hoard of treasured wood. There will be several steps that we, along with other clubs will take to remove the wood that Phil was prepping to work on that is outside of his home. The second step will be to sell the equipment that Phil had and again specific instructions will be released at a later date. The third step will be a collaborative project for MCW Members to take a piece of Phil's work and create something new with it for a gallery show (we're working on that last piece). The fourth step will be the removal of the wood inside of Phil and Barbara's home. Some of that wood has been almost finished, to roughed out, to rounded, to planked, half-round squares, to an amazing treasure trove of wood. These four steps will be taken over a period of time that may take the better part of next year. Yes there is that much wood! If you have any questions regarding any of these steps contact Ellen Davis at Ellen@TwistedTreeDesign.com or 301-728-5505 as she is coordinating all aspects of these events.

2019 AAW's 33rd Annual Woodturning Symposium: This year it will be held in Raleigh, NC from July 11th – July 14th. For more information you can go to <https://www.woodturner.org/page/2019Raleigh> registration opens in November 2018

Once again, the AAW will offer a **chapter group discount for the 2019 symposium**. The offer will be for AAW members only and extends a **savings of \$25** per symposium registration - or a **savings of at least \$250** per chapter group. Chapters that elect to participate will also receive one complimentary **reserved table** at the Saturday evening dinner (tickets for the dinner must be purchased).

Eligibility The discount is available to AAW chapters and chapter members who are AAW members. Chapters must form a 2019 AAW Symposium group of **ten or more** chapter members at a **discounted rate of \$300 per registration**.

Additions Optional tickets will available for purchase: Saturday night **dinner tickets** are \$55 per person. **Spouse symposium registration** is \$185 per spouse (for spouses who wish to attend rotations).

What Chapters Need To Do A chapter representative must express a commitment to the AAW that the chapter will organize a group of ten or more symposium attendees **by February 15th, 2019** at memberservices@woodturner.org.

The chapter representative must collect and submit to the AAW checks for all symposium attendees **by April 1, 2019**.

Payment - Checks will be the only form of payment accepted. No credit card payments will be accepted. Personal checks or a chapter check made payable to the "American Association of Woodturners" will be accepted representing the discounted cost of \$300 per attendee, plus any optional additions, **by April 1, 2019**. If the attendee would like any of the optional "**Additions**" (dinner tickets or spouse registration), the cost of the additions should be added to the member's discounted \$300 symposium registration.

CCC in 2019 Creative Crafts Council 32nd Biennial - Save the Date

The 2019 Creative Crafts Council will take place June 1 through July 31, 2019 at Strathmore Mansion. The Creative Crafts Council 32nd Biennial Exhibition presents some of the region's top work in wood, glass, clay, metal, fiber and more. The juried exhibition began during the studio craft movement and continues today at the Mansion at Strathmore in Bethesda.

The Jurors: **Chris Darway** is an artist, metalsmith, teacher and designer with over 38 years of experience in the field. He has taught jewelry design at the University of Delaware, The University of the Arts, Philadelphia, and Montclair State University in New Jersey and the Wayne Art Center, Wayne, PA.

Joe Dickey has been a professional and nationally recognized woodturner since 1984, with works in many private and public collections. He is a founding member of the Chesapeake Woodturners; past President of the Maryland Federation of Art; and he currently serves as Treasurer of the American Association of Woodturners.

Susan Main is the Curator and Director of Galleries and Exhibition Programming at VisArts in Rockville, MD and is an artist working in drawing, painting, and new media.

For artists: Applications will be available: January 4, 2019, Application Deadline will be: February 15, 2019

Entry Fees: Members of sponsoring guilds - \$35, Non-members - \$50, (For up to four submissions)

Eligibility and rules:

- All work must be for sale
- All artists living, working and/or attending college in Virginia, Maryland or DC or who are members of sponsoring guilds may apply
- Artists may submit as many as 4 pieces total; the media of the 4 pieces may vary
- All work must have been produced after January 1, 2015
- Artworks must not have been previously exhibited at a CCC exhibition
- Submission is to be accompanied by at least one image, but no more than two views of each entry
- The images should be in JPEG format. Each should be at least 800x800 pixels in size with a maximum file size of one megabyte.
- Upon submission, all images may be used for promotion or education purposes.
- All accepted entries must be completely ready for display, including any necessary hardware, wires and/or stands. The Strathmore Mansion uses a typical picture rail hanging system.
- The CCC and Strathmore Mansion reserve the right to refuse to present any work which, upon arrival, differs markedly from the image submitted or does not, for any reason, meet the standards of the exhibition.
- After acceptance, no substitutions are permitted.
- All accepted pieces will remain in Strathmore Arts Center for the duration of the show, even if sold.

Please speak to Tim Aley

BlackRock in 2020 Ann Burton, Gallery Director at BlackRock Center for the Arts, really liked our January-February exhibition and the enthusiastic public response to it. She wants to repeat it in 2020, with some minor date changes from this year. I endorse this opportunity and again look forward to it. The 2017 digital application, with only minor modification, will again be used in late 2019. Whether you are new or an experienced woodturner, keep these exhibit opportunities in mind

Program News:

Skills Enhancement Program: The month's session was held on **Sunday, Dec 16th** from 10am – 1pm. Reservations are required. If you would like to attend, please email Matt Radtke at mattradtk@gmail.com to reserve a space.

Public Library Exhibits: Joe has brought back the bowls you have loaned for our Library Program for 2018. Please bring him new loaners for 2019 at the December meeting so he can have enough to set up for our next Library Exhibit. Which will be at the Quince Orchard Library in January 2019. Contact Joe Barnard at barnards@wood-crafted.com with any questions.

Turn for Troops: 2019 was again a great year for TFT with a big THANK YOU to Roman Steichen

Education:

MCW Video and Book Library: John Laffan is our librarian. Our books and DVDs are now free to borrow. Please sign them out and sign them back in.

Future Meeting Programs: Next meeting is on Thursday January 10, 2019 Panel Critique

Show, Tell & Ask : Mike Colella

Evening Demonstration Program: MCW's Annual Pot Luck Dinner & Wanna Know The Scoop? Demo By Clif Poodry

They are ideal projects to hone your craftsmanship and your artistic skills. Scoops are small bowls so whether end grain or side grain, you can polish your bowl turning skills on bowls that take a fraction of the time as salad bowls. Scoops have handles so you can work on your spindle turning creativity. And then there is the finishing. You can experiment with your small works of art to enhance and finish them in your own unique way. And they are practical too. Small scoops suitable for measuring coffee, or larger scoops suitable for measuring rice can be small works of art that get regular use as household utensils. Because the turning calls upon multiple skills and turning methods, making a scoop is a robust educational experience.

Secretaries Note- I wanted to say thank you to the MCW family for inviting me into your tight-knit group, and for giving me the opportunity to help record the important work MCW does. I hope everyone has a Happy Holidays, and a great New Years!

From,
Daniel Jonas

Thanks for all who contributed to the December Pot luck dinner, some really great dishes. Some mentioned interest in Tina's soup dish she brought. Those interested can check it out on [cookieandkate.com: https://cookieandkate.com/2015/vegan-lentil-soup-recipe/](https://cookieandkate.com/2015/vegan-lentil-soup-recipe/).
Enjoy

DIRECT LINKS TO ONLINE PHOTOS - (For your viewing pleasure)

Updated MCW Web Photo Album Links for November 2018 Activities

MCW Nov. '18 Gallery: <https://photos.app.goo.gl/4GSXyX8RLPoJaTbC9>

MCW Nov. '18 Meeting: <https://photos.app.goo.gl/yb8FDok8T1R574299>

MCW Nov. '18 Program (Tips, Tools & Tricks): <https://photos.app.goo.gl/ZPh8nsPxwvnZ6bpe9>

MCW Web Photo Album Links for December 2018 Activities

MCW Dec. '18 Gallery: <https://photos.app.goo.gl/XfGqmtiaorGaxtYN6>

MCW Dec. '18 Meeting: <https://photos.app.goo.gl/Un7QpWQkxjQovTS48>

MCW Dec. '18 Program (Clif Poodry): <https://photos.app.goo.gl/yi9J9XHBB66qE2gVA>

December Treasury Report (Tim Aley)

Income Items		Expense Items	
December Treasury Report			
Membership	\$275.00	Demonstrators refused reimbursement	\$0.00
Name tags	0.00	Name Tags	\$9.00
Dontation	\$100		
Check from MMWTC for Glen Echo food	\$23.50	Final payment for Glen Echo show/awards/food	\$147.99
Total income	\$398.50	Total expenses	\$147.99
Total funds available	\$5,079.11		

Income and Expense Statement, MCW, 2015-2018				
<u>Cash basis</u>				
<u>Item</u>	<u>2015</u>	<u>2016</u>	<u>2017</u>	<u>2018</u>
INCOME				
Membership dues	2,035.00	2,270.00	1,955.00	2,144.00
Demonstrator fees	1,338.00	1,045.00	310	1,051.00
Silent auction	335	162	334.55	248.05
Library rental	20	6	0	0
Awards, grants and donations	0	73.41	0	119
Name tags	45	36	9	99
Other income or operating loan	<u>0</u>	<u>0</u>	<u>30</u>	<u>383.5</u>
Total income	3,773.00	3,592.41	2,638.55	4,044.55
EXPENSES				
Demonstrators	1,393.50	1,560.00	1,695.00	2,765.41
Supplies/Meeting support	440.97	70.58	704.87	98.2
Skill enhancement	30	0	0	0
Warrior outreach	225.92	42.38	0	0
Exhibit outreach (libraries & CCC)	116	73.3	220.82	401.93
Name tags	45	36	9	99
Website	82.75	55.95	313.04	0
Liability insurance	266	266	266	266
Gifts and miscellaneous	<u>249.33</u>	<u>78.47</u>	<u>185</u>	<u>26.7</u>
Total expenses	2,849.47	2,182.68	3,393.73	3,657.24
NET GAIN OR LOSS	923.53	1,409.73	-755.18	387.31

Balance Sheet, MCW, Dec 31, 2015-18, cash basis				
	2015	2016	2017	2018
ASSETS				
Current Assets				
Cash	80	115	115	115
Checking	3,957.25	5,331.98	4,576.80	4,964.11
Total Current Assets	4,037.25	5,446.98	4,691.80	5,079.11
Fixed Assets 1/	0	0	0	\$0.00
TOTAL ASSETS	4,037.25	5,446.98	4,691.80	5079.11
LIABILITIES & EQUITY				
Liabilities	0	0	0	\$0.00
Equity				
Retained gains	3,113.72	4,037.25	5,446.98	\$4,691.80
Net Gain or Loss	923.53	1,409.73	-755.18	387.31
Total Equity	4,037.25	5,446.98	4,691.80	5079.11
TOTAL LIABILITIES & EQUITY	4,037.25	5,446.98	4,691.80	5079.11

1/ MCW maintains a list of owned lathes, tools, chairs, a library, display, audio and video equipment used in its education and outreach programs that have been gifted or expensed in the year obtained.

Stabilizing with Cactus Juice - Micheal J.Colella

CORRECTIONS TO PREVIOUS NOTES: It was called to my attention, that I made a few errors in my previous post, that I was unaware of, corrected notes in red.

Needs To Get Started:

Cactus Juice - \$90./Gal

Vacuum chamber depends on size, \$100+

Vacuum pump 1 or 2 stage \$ HF \$125+

Dedicated small oven, (toaster oven ideal, needs 200 degrees and timer) BBB \$75-150

Colorant if desired - \$7/jar

- 1 - Choose your wood, spalted maple works great, sycamore,
Not good: oak,
- 2 - DRY your wood, cook in oven **24 hours @250**, even if you THINK your wood is dry, put it in the oven anyway, absolutely NO moisture.
- 3 - **Once cool put in chamber** or seal in plastic if not starting right away.
- 4 - Once in Vacuum chamber, fill with Cactus Juice (or Stick Fast) couple inches above top of wood; weight wood down to prevent from floating.
- 5 - SLOWLY draw vacuum, as bubbles will rise quickly if draw too fast.
Once bubbles relax continue to increase vacuum till max is reached.
Bubbles will remain till ALL air is removed from wood.Can take as much as 24 hours.
- 6 - Once bubbles have stopped, remove vacuum. If level has dropped below top of wood, fill few more inches and leave it sit, **2x's as long as vacuum was applied**. This is the time when stabilizer is drawn into wood replacing air. It is a slow process.
- 7 - Note during vacuum and soak keep temperatures BELOW 90 degrees.
Cactus juice hardens above 90 degrees.
- 8 - After soaking period, remove wood, drip off excess, SAVE all juice, it is usable till gone!
- 9 - wrap wood individually in tin foil to avoid bleed out all over your oven.
- 10 - Pre-heat oven to 190, no more than 200. Place on racks and cook for 1 hour, more is ok, just not higher than 200. Remove from oven, cool and you're ready to work it.
A word about ovens, DO NOT USE YOUR KITCHEN OVEN!!!!!! smell is bad and potential runoff can ruin your oven, AND spouse will kill you!

Notes: Juice is washable with water, colors require a lot, and stain everything, so keep area clear of anything you don't want color on, does NOT wash out of wood.

Good luck!

Skills Enhancement Schedule Matt Radtke

Skills Enhancement Dates (subject to change). To contact Matt Radtke at matt.radtke@gmail.com

Jan 10th se Jan 10th 2 to5
 Feb. 7th se Feb 7th
 March 7th se March 10th
 April 11th se April 11th
 May 9th se may 9th
 June 6th se June 9th

July 11th se july 11th
 Aug. 8th se aug 8th
 Sept. 5th se sept 8th
 Oct. 10th se Oct 10th
 Nov. 7th se nov 7th
 Dec. 5th se Dec 8th

FYI Thursday 2 to 5 and Sunday 10 to 1

Rules:

Maximum wood size 3bf total....no exceptions. Think 12x12x3.

Clean the lathe area so it is cleaner than when we started.

You must bring your own wood and your own tools.

Sanding and finishing can be done at home keep these to a min.

I will help people with blank prep a few times but after a few sessions you must do it yourself.

Safety gear must be worn at all times. Glasses and face shields.

If you bring cracked blanks/wood you will not be able to use it. Also there is no chainsaw so please keep that in mind when bringing round or wood without a flat surface.

Bring-back Challenge (Gary Guenther)

It's nice to have a woodturned item in your collection from one of your friends.

Each month, we raffle off a piece by a Member, and the winner's responsibility is to turn a piece of their own and bring it back to the next Meeting to have it raffled off, in turn. It's a fun, if random, way for us to trade our work.

In our December 2018 Meeting, Joe Barnard's holiday ornament was won by Joe Mosli, seen here accepting it in a display stand during the potluck, as Jim Allison looks on.



Next month, Joe M. will bring something to raffle off to the next lucky winner. You too can join in the fun. Just say "yes" to a Bring-back ticket at the January meeting.

MEMBER 'WANTS & NEEDS' & Tips & Tricks

FlexFix Film Tape.

Nashua 555 FlexFix UL-listed film tape provides an economical solution for sealing connections and joints in flexible duct work, sealing dryer vent connections, or sealing bubble wrap and reflective insulation materials.

That's the official description, for me/us it sticks to wood like no other tape I've used. I primarily use it to close up holes when filing with epoxy's, to keep the epoxy from leaking out the other side. Most other tapes don't have the sticking strength that can withstand the chemicals in epoxy's and resins have. Masking and painters tape even good ole duct tape are nowhere close to this stuff. Check it out, a 120 yd roll is only \$13 from HD.



Mike

Hey, Montgomery County Woodturners!

I am actually writing this to ask you each to consider loaning us a piece of your work for the library displays for 2019. At this point, I have about half as many pieces as I did last year. That's fine for Quince Orchard's small cases in January, but will leave us severely short for the rest of the year. Bethesda, in February, has 4 large cases. Damascus in March has one quite small case. Germantown has two very large cases, which I could not fill if they were up now instead of May. Davis Library, July, is even larger, and will be more empty without pieces. In August we will be back at Quince Orchard in their large cases, and September at the Potomac library which is another large space. In short, we ARE short. Please bring a piece or several to the January meeting. You'll get them back next fall. I can get your pieces back to you at any time if you have need of them; I've done this in previous years, and full expect to do so this year as well.

We can't do this without your help.

{Loan form below}

Joe Barnard

MCW Member Loaned Work for Public Library Exhibits, 2019

Approximately 50 pieces of all sizes are needed, and particularly pieces fitting on a 7 inch wide shelf. This includes candle sticks, tree ornaments, wands, tool handles, bottle stoppers, balls, boxes, platters, bowls, hollow form vessels, and sculpture, including easel-mounted platters or bowls. Do not include display stands since we have stands. Your phone number, but not prices, will be displayed. Any sale is directly between you and the interested buyer with delivery after the display is over. Pieces will be available for pickup at the MCW meeting on December 8, 2019, or earlier by request.

We could use new pictures of members turning at the lathe - either an 8x10 print or a jpg file. If you have questions, contact Joe Barnard at 301-943-1807 or barnards@wood-crafted.com This information form is needed with your pieces in order to prepare a label, insurance, and phone lists.

Please bring your pieces in a box, or well wrapped for stacking if in a bag, with your name on the container.

Turned Object Information for Public Library Exhibits in 2019

Member Name _____

Piece #1:

Title or Name (if named) _____

Kind of wood(s), other materials & treatments (dye, burned, finish, etc.) _____

Size (height and diameter) _____ Insurance value \$ _____

Piece #2:

Title or Name (if named) _____

Kind of wood(s), other materials & treatments (dye, burned, finish, etc.) _____

Size (height and diameter) _____ Insurance value \$ _____

Piece #3

Title or Name (if named) _____

Kind of wood(s), other materials & treatments (dye, burned, finish, etc.) _____

Size (height and diameter) _____ Insurance value \$ _____

Piece #4

Title or Name (if named) _____

Kind of wood(s), other materials & treatments (dye, burned, finish, etc.) _____

Size (height and diameter) _____ Insurance value \$ _____

CLICK IT – Web Site of the Month (Gary Guenther)

A recommendation of a web site link I believe to be worth your time:

Here is a heartwarming story that I think everyone should see and appreciate.

<https://www.abc.net.au/news/2018-12-15/turning-around-perceptions-of-ability-with-wood/10515554?pfmredirect=sm>

It is a complete, written article with photographs, but it also begins with a brief (2:52) video. By all means, watch the video, but don't stop there.

VIDEO VIEW – Instructional Videos of the Month (Gary Guenther)

Free, online woodturning demonstrations for your viewing pleasure

Merryll Saylan – This is Your Life

This exhibit is currently showing at the Center for Art in Wood in Philadelphia.

<https://centerforartinwood.org/exhibition/merryll-saylan-this-is-your-life/> (9:38)

This excellent video is quite worthwhile, both for the images and for the interview with Merryll, which is very refreshing, eye-opening, and relevant. Today's turners can clearly recognize that, beginning in the 1970s as she did, she was way ahead of her time.

A personal note of interest here... In May 2009 my wife, Vicky, and I attended the *InGrained – Women and Wood Art Symposium* at the Visual Arts Center of Richmond. Presentations and demonstrations during the day were scheduled for Betty Scarpino, Merryll Saylan, Connie Mississippi, Michelle Holzapfel, Hayley Smith, and Virginia Dotson. It was an excellent day, but there was one change. Meryl was taken ill and couldn't go on. So the organizers decided to give her spot to a local turner who was on staff. Her name was (and still is) Barbara Dill. She was nervous, but on that day, Barbara got her start being recognized at the national level. She made the most of it; and the rest is history. We look forward to Barbara demonstrating for us, for the third time, this coming April.

Now watch the video.

CCC in 2019

MCW, together with Capital Area Woodturners, is a participating member of the Creative Crafts Council, which holds a 2019 spring multimedia exhibition at Strathmore Mansion in Rockville. Jurors will be looking at digitally submitted photographs, probably in February 2019. So, design, photograph, and submit quality work which will wow the jurors. Later this year, see creativecommons.org See registration info below.

BlackRock in 2020

Ann Burton, Gallery Director at BlackRock Center for the Arts, really liked our January-February exhibition and the enthusiastic public response to it. She wants to repeat it in 2020, with some minor date changes from this year. I endorse this opportunity and again look forward to it. The 2017 digital application, with only minor modification, will again be used in late 2019. Whether you are new or an experienced woodturner, keep these exhibit opportunities in mind

WWP - Don Van Ryk

What timing. As it happens I just got the next set of dates (and an update). The session previously scheduled for Jan 4 has been cancelled. No reason given—I'll say it was found to be too early in the year. Whatever the reason, the new dates are:

Feb 8
March 8
April 12
May 10.

All are Fridays of course and at the same time.

Don

Creative Crafts Council 32nd Biennial

Save the Date

The 2019 Creative Crafts Council will take place June 1 through July 31, 2019 at Strathmore Mansion. The Creative Crafts Council 32nd Biennial Exhibition presents some of the region's top work in wood, glass, clay, metal, fiber and more. The juried exhibition began during the studio craft movement and continues today at the Mansion at Strathmore in Bethesda.

The Jurors

Chris Darway: Chris Darway is an artist, metalsmith, teacher and designer with over 38 years of experience in the field. He has taught jewelry design at the University of Delaware, The University of the Arts, Philadelphia, and Montclair State University in New Jersey and the Wayne Art Center, Wayne, PA.

Joe Dickey: Joe Dickey has been a professional and nationally recognized woodturner since 1984, with works in many private and public collections. He is a founding member of the Chesapeake Woodturners; past President of the Maryland Federation of Art; and he currently serves as Treasurer of the American Association of Woodturners.

Susan Main: Susan Main is the Curator and Director of Galleries and Exhibition Programming at VisArts in Rockville, MD and is an artist working in drawing, painting, and new media.

For artists:

Applications will be available: January 4, 2019

Application Deadline will be: February 15, 2019

Entry Fees:

Members of sponsoring guilds - \$35

Non-members - \$50

(For up to four submissions)

Eligibility and rules:

- All work must be for sale
- All artists living, working and/or attending college in Virginia, Maryland or DC or who are members of sponsoring guilds may apply
- Artists may submit as many as 4 pieces total; the media of the 4 pieces may vary
- All work must have been produced after January 1, 2015
- Artworks must not have been previously exhibited at a CCC exhibition
- Submission is to be accompanied by at least one image, but no more than two views of each entry
- The images should be in JPEG format. Each should be at least 800x800 pixels in size with a maximum file size of one megabyte.
- Upon submission, all images may be used for promotion or education purposes.
- All accepted entries must be completely ready for display, including any necessary hardware, wires and/or stands. The Strathmore Mansion uses a typical picture rail hanging system.
- The CCC and Strathmore Mansion reserve the right to refuse to present any work which, upon arrival, differs markedly from the image submitted or does not, for any reason, meet the standards of the exhibition.
- After acceptance, no substitutions are permitted.
- All accepted pieces will remain in Strathmore Arts Center for the duration of the show, even if sold.

Keep Turning Safely,

Tim Aley

SHOW, TELL and ASK - December 2018



Ellen Davis 11" x 1" platter [cherry & turquoise inlay]





Richard Webster 9 1/2" x 6" bowl [plywood, maple, cherry, macose]





Mike Colella 8" x 5" bowl [red maple burl] shells



Tim Aley ~2" x 2" ornaments [red maple burl]

Tim Aley ~2" x 2" ornaments [red maple burl]



2" x 2" ornament [maple]



Tim Aley 2" x 2" ornament [zebra wood, ambrosia maple]



Tim Aley 5 1/2" x 3 1/2" Bowl [cherry burl]



Tim Aley 5 1/2" x 10 1/2" Emerald
Ash Vase #2 [ash, dye]

Tim Aley 10 1/2" x 4" Bowl [hickory]



Steve Haddix 7 1/2" X 4" Funnel bowl [walnut]



Bob Browning 2 1/4" x 4" weed pots [red cedar]



Bob Browning 1 " x 2" rustic bird house ornament [red cedar, blueberry, apple]







William Flint 7" x 13" urn [Norfolk Island Pine, ash, ebony]



Joe Barnard 5" x 10" ornament [walnut, cherry]



Joe Barnard 1" x 6 3/4" bowl [Kentucky coffee wood]



Jeff Struewing 4 1/2" x 6" hollow form urn [box elder, orange stain]

Matt Radtke 13" x 4" bowl in a bag [wormy Maple]





Duane Schmidt 13" x 3 1/2" bowl [red maple]



15th Year of Turn for Troops Tops 175,000 Pens to Military

Lori Posted on Jan 2, 2019 2:47 PM

For the 15th year in a row, volunteer woodturners gathered at [Woodcraft stores nationwide](#) over Veterans Day weekend to make pens during the Turn for Troops National Turn-a-Thon. This year's event produced 17,097 one-of-a-kind wood pens which will be sent to active duty or recovering military personnel across the globe. That total is the second highest in the event's [15-year history](#), with the record year being 2009 with 17,228 pens. Since the first event in 2004, 175,224 pens have been crafted for the troops.

Gamma Phi Beta sorority member Gianna McCrystal turns one of more than 100 pens made by [San Diego State University](#) students this year.




Dedicated Volunteers

Though many volunteers are practiced turners, for a lot of folks woodturning is a first-time experience. Anyone with a desire to say “thank you” to the troops can come in and make pens during a Turn for Troops event. Youth, college students, Veterans and senior citizens have all given their time to turn pens, with an opportunity to include a personalized note with each pen made.

[San Diego State University](#) Gamma Phi Beta sorority member Gianna McCrystal and Phi Gamma Delta (Fiji) fraternity brothers (pictured below) have participated in Turn for Troops by making more than 400 pens over the last three years.

Gianna's father Eric McCrystal, who owns the [San Carlos Woodcraft store](#), has assisted the college students in their volunteer efforts as well as hosting events at the store.

[Silicon Valley Woodturners](#) member Gordon Patnude (pictured below with Eric) personally delivered 310 pens made by their club for the TFT effort. After submitting a total of 727 pens in 2018, a happy Eric said, “We joined the 10,000 pen club this year!”



San Diego State University Phi Gamma Delta (Fiji) fraternity brothers have participated in Turn for Troops the past three years.

San Carlos Woodcraft store owner Eric McCrystal accepting 310 pens from Silicon Valley Woodworkers

Store Milestones

Four other Woodcraft stores have exceeded the 10k mark since the program began: [Tucson](#) (19,308), [Nashville](#) (18,921), [Boise](#) (16,154) and [Grand Rapids](#) (15,682). The top four contributing stores for 2018



Paul Wodiska, who turned over 150 pens himself, gives assistance to mother and son Diane and Alex Klein over Veterans Day weekend at the Rockville location.



Gary Guenther watches over as LaTonya Crowell turns a pen on the lathe at the Rockville store's Turn-a-Thon.

are Grand Rapids (2,981), Tucson (1,764), Nashville (1,390) and Boise (1,086). The Boise location has been a Top 4 contributor all 15 years.

According to [Boise Woodcraft](#) owner Monte Eldfrick, their store looks forward to the Turn for Troops event each year. “It brings a community of woodworkers together for the benefit of people they may never meet. We get a chance to honor, pray and spend time thinking about our service men and women across the world,” he said. Though it makes for a long, hard day, “everyone leaves our shop with huge smiles on their faces knowing their day and craft counted for something beyond themselves.”

Other stores submitting 1,000+ pens in 2018 are [Seattle](#) (1,054) and [Milwaukee](#) (1,050). The single highest contribution overall was [Grand Rapids](#) with 4,004 in 2016.

From the Heart

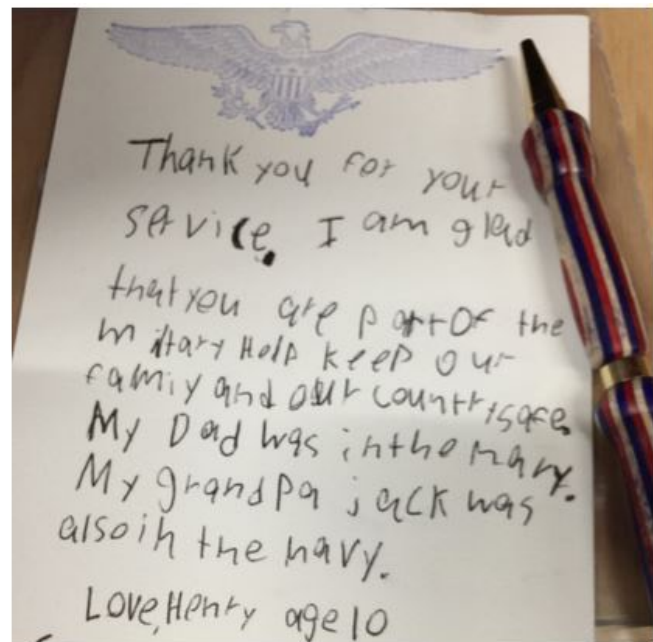
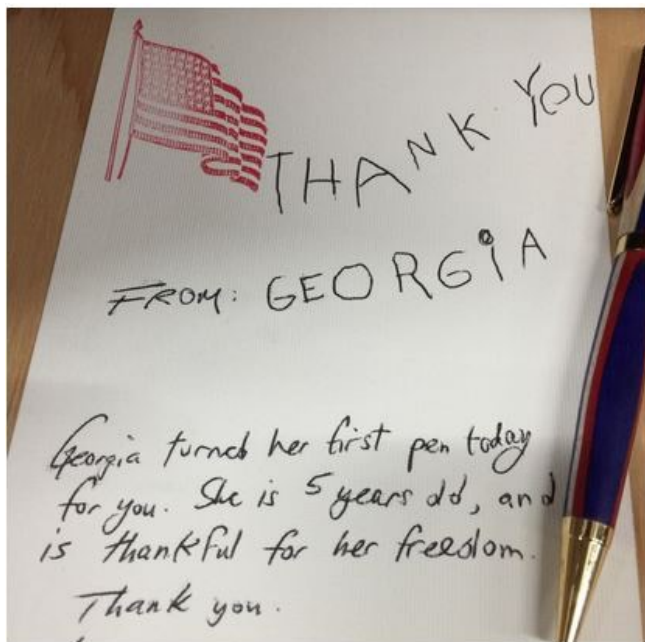
For Chris Johnstone, part of the team at the [Rockville, Maryland, Woodcraft/Woodworker’s Club](#), the annual Turn-a-Thon is an event close to his heart. “My dad was a Veteran of WWII, Korea and Vietnam. I have a serious soft spot for vets and look forward to TFT every year,” he said.

The turners who come out continue to inspire him with their generous spirit. “I have facilitated this event at our store for years and have personally witnessed the dedication, devotion and inordinate number of hours that participants put into it,” he shared. “Many also donate [pen kits](#) (often the pricier varieties), exotic and/or handmade [blanks](#) and add personal touches such as engraving and slick packaging.”

Reflecting on his store’s most recent event, Chris said, “I sometimes despair at where we seem to be as a country and even a race but seeing the dedication, benevolence and hard work that went into this gives me hope that all is not lost! It was a lot of work but that gift makes it so worth it!”

Expressing Thanks

All ages, young and old, take part in turning events across the country. Five-year-old Georgia turned her first pen at the [Seattle Woodcraft store](#) over Veterans Day weekend. Her note (below) was included with her pen, which will go on to a lucky service member. Store owner Michele Hall commented, “When I was bagging up our TFT pens, sometimes I take the time to read the notes that our customers have added to their pen – especially the ones done by kids. Often, what the kids write is pretty profound.” Ten-year-old Henry, who has family members who served in the Navy, expressed his thanks in his hand-written note.



Five-year-old Georgia turned her first pen at the Seattle Woodcraft store.

Henry, age 10, expressed his thanks in a handwritten note.

Woodcraft President Jack Bigger extends his own heartfelt thanks for another successful year of Turn for Troops. “On behalf of Woodcraft, thank you to the many store owners, employees and volunteers for their wonderful contributions of time and talent, which have collectively allowed us to support more than 175,000 service men and women over the last [15 years](#),” he said. “Most importantly, our brothers and sisters in uniform who serve for all of us will benefit by knowing someone else cares about the sacrifices they make.”

Get Involved

Interested in learning how to turn pens? Call or stop by your [local Woodcraft store](#) to see when the next pen turning class will be held. Also, if you want to get involved with [Turn for Troops](#), check with your local store. Though the national event is held over Veterans Day weekend, many locations host workshops throughout the year.



The Boise store created this unique message using shavings and sawdust. “[Woodcraft Boise](#) is always ready!” said owner Monte Eldfrick.



AAW Focus (Gary Guenther)

Here is a potpourri of materials from AAW that you should be aware of.

Checkout the AAW Forum...
and check-in with the woodturning community!



- Member-moderated online community
- Share your work and Ideas
- Obtain feedback
- Get advice and solve problems
- Browse the online gallery
- Connect with other woodturning enthusiasts
- Get your work noticed or even selected as AAW's "Turning of the Week"

Visit the Forum at tiny.cc/AAWForum

SAVE THE DATE

July 11-14, 2019

Experience AAW's 33rd Annual International Woodturning Symposium in Raleigh, NC!

For all skill levels. Demonstrations, lectures, and panel discussions include a beginner learning track, tool handling techniques, hollow forms, segmented turning, lidded boxes, bowls, platters, embellishment techniques, penturning, ornamental turning, spindle turning, and more.

Internationally known demonstrators and expert woodturning talent include Sharon Doughtie, Benoît Averly, Max Brosi, Troy Grimwood, Ashley Harwood, John Jordan, John Lucas, Alan Miotke, Pascal Oudet, Dick Sing, Colwin Way, Kimberly Winkle, Tom Wirsing, and more to be announced.

Come to learn. Leave inspired!

<https://www.woodturner.org/general/custom.asp?page=2019Raleigh>



AAW Symposium Note To Chapter.

I wanted to remind everyone that AAW offers a Chapter Discount if 10 or more MCW Members are planning on attending the symposium. You must be a paid member of MCW & AAW. The savings for the registration is \$25 per person and if we, as a Chapter participate we will also receive one complimentary reserved table at the Saturday Evening Dinner (tickets for the dinner must be purchased).

Here's what I need:

1. If you are planning on attending the symposium please RSVP to me (DO NOT HIT REPLY ALL) by January 17th.
2. If we have 10 or more MCW Members (which by the way I already know we have 4) I will contact AAW and let them know that we want our discount. I will then need to collect the cost of the symposium no later than March 7th (which happens to be our meeting night). AAW will only accept checks if we do a Chapter registration, don't ask me why but that's what they tell me.
3. Costs:
 - A. Symposium as a chapter \$300 (instead of \$325)
 - B. If you want to go to the Sat. night dinner the cost for that is \$55
 - B. Spouse Symposium Registration is \$185
4. If you have not reserved your hotel room do so IMMEDIATELY as I happen to know that all double rooms are sold out at the main hotel.
5. I would also like to create some type of carpool as well.

More on all of that in a later email. For now just RSVP to me ONLY if you are planning on attending the symposium and want to participate as a Chapter.

Women in Turning



WIT Newsletter December 2018

Hello fellow WIT members:

The WIT committee quarterly newsletter is now available! [Click here to read the newsletter online.](#)

We encourage participation and sharing of ideas from all women in turning. If you have articles of interest for this group, please send them to Andi Wolfe, WIT newsletter editor (andiwolfe@yahoo.com).

Please pass on this awesome newsletter to your friends and chapter members.

Women in Turning (WIT) is dedicated to encouraging and assisting women in their pursuit of turning, to sharing ideas and processes to further members' skills and creativity, and to increasing participation of women in the field of woodturning.

Chapter

President	Ellen Davis	ellen@TwistedTreeDesign.com	301-728-5505
Vice President	Bob Anderson	Robert.anderson4@verizon.net	301-270-6005
Program Chair	Steve Haddix	sthaddix@gmail.com	301-869-6983
Secretary	Gary Guenther	gary.guenther@iname.com	301-208-8265
Treasurer	Tim Aley	Taley16922@aol.com	301-869-6983
Assistant Treasurer	Ellen Davis	ellen@TwistedTreeDesign.com	301-728-5505
Membership Chair	Jim Allison	Jim-elaine@allison.net	301-706-6164
Newsletter Editor	Mike Colella	michael.j.colella@gmail.com	301-942-2853
Webmaster	Jeff Struewing	jeff@struewing.us	240-988-6422
President Emeritus	Gary Guenther	gary.guenther@iname.com	301-384-7594

Volunteers

Wounded Warrior Support Program Director	Don Van Ryk
Skills Enhancement Program Director	Matt Radtke, Eliot Feldman assistant
Public Library Exhibit Committee	Joe Bernard, Russ Iler, Mary Beardsley
Beads of Courage Program Director	Steve Haddix, Stephen Price (assistant)
Turning Works Program Director	Ellen Davis
Montgomery County Ag Fair Program Director	Tim Aley, Paul Sandler (assistant)
Turn for Troops Project Leader	Roman Steichen
Backup Secretary	Steve Drake
Lending Librarian	John Laffan
Videography	Joe Stout, Joe Barnard.
Gallery Photography and Web Albums	Mike Colella
Candid Photography	Tim Aley, Gary Guenther
Show Tell & Ask Leaders	Mike Colella
Show Tell & Ask Recording and Trucking	Richard Webster and Jim Allison
Demo Fee Collection	Bob Grudberg
Setup Committee	Tina Chisena, Stephen Price
Clean-Up Committee	Paul Simon, Paul Sandler
Discount Deacon	Steve Drake
Bring Back Challenge Ticket Giver	Bob Grudberg

MCW Resources

MCW Hands-on Mentoring Program: Hands-on mentoring is one of the most effective ways of learning turning techniques, tool use, and safety. We all have unique knowledge and ideas to impart. We encourage all Members to sign up to share a few hours of their time and knowledge at the lathe with each other, on a peer-to-peer basis, either in their homes or at Skills Enhancement sessions. We particularly encourage our new Members and beginners to use this opportunity to learn techniques and safety. Please let Ellen Davis at Ellen@TwistedTreeDesign.com know if you would like to participate.

Skills Enhancement: Once a month, we have an open lathe session at WWC, either on Thursday's before the meeting or on the Sundays after the Meetings, under the guidance of Matt Radtke and Eliot Feldman. Please check the Newsletter and Web Site Calendars for monthly dates and reserve a limited slot in advance with Matt Radtke at mattradtke@gmail.com. Everyone shares skills and information, and its lots of fun.

MCW Facebook Group: MCW has a private Facebook Group. Use it to post pictures of your work, ask questions, check out upcoming events, and it provides another venue for our members to get to know each other better. Go to <https://www.facebook.com/groups/194941367515051/> and request to be added to the group.

MCW Lending Library: Books and DVDs are available for borrowing. We have a great selection of video demonstrations and instructional materials from many top professional turners. If you missed a Meeting and would like to see the Program, you can check out the DVD. Please sign the form to check them out from John Laffan. If you have titles out, please return them promptly. There is no charge for this service.

Silent Auction: Not everyone has access to a chainsaw or a band saw, which makes it nice to have access to reasonably-priced, properly-sized turning blanks. Please bring your 'road kill' to share with other Members.

Discounts: Steve Drake has assembled a selection of retailers who provide MCW Members with monetary discounts. First and foremost, of course, is the Woodworkers Club, but we have a number of others too. Please check out the list of participating merchants on the Web Site or at the end of each Newsletter.

Web Site: <http://montgomerycountywoodturners.org> Thanks to Webmaster Jeff Struewing we have an outstanding Web Site.

Newsletters: The MCW Newsletter Archive, accessible on the website, is a tremendous resource, containing the complete history of all MCW programs and activities from day one, as seen on a monthly basis through the years. All past issues back to Volume 1, Issue 1 in 2007 are available at <http://montgomerycountywoodturners.org/newsletters/>

Our Hosts: Our most important resource is our space. We are deeply indebted to our hosts, [The Woodworkers Club](#), for their continuing support in sharing their facility with us. Please give Amy, Chris, Matt, and Ralph your individual expressions of appreciation, both verbally and with your wallets. If you need something, they will get it for you, either off the shelves or from the catalog – with no shipping charge.



Member Discounts

Woodworkers Club Rockville, Maryland (www.woodworkersclub.com). The Woodworkers Club, a Woodcraft affiliate, offers MCW Members a 10% rebate on all regularly priced items. After reaching certain plateaus of spending, you will become eligible for a rebate which you will receive by email and is good for 3 months. Non-qualifying items are power tools, items already on sale, gift cards, and items from companies that prohibit discounting (Festool, SawStop, Leigh, and a couple others). Our relationship with Woodworkers Club is very synergistic and important to us, and I encourage you to make your woodturning and woodworking purchases from them. If they don't have something in the store that's in the Woodcraft catalog or on their web site, they will get it for you, and you can save on shipping by picking it up at the store.

Exotic Lumber, Inc. Frederick, Maryland (<http://www.exoticlumber.com/>) With over 130 species in stock, Exotic Lumber has one of the widest selections available on the East Coast. We offer a 10% discount to MCW Members with membership badge. We have warehouse locations in Frederick and Annapolis, where you are welcome to select from our extensive selection of turning blocks.



Craft Supplies USA (www.woodturnerscatalog.com) is a family-owned and operated business serving the woodturning community. Individual MCW Members can save 10% on all finishes & disc abrasives -- just mention "Montgomery County Woodturners" and save, all year long.



Hartville Tool (www.hartvilletool.com) is a nationwide retailer of general and specialized tools for woodworking and home improvement. They offer free shipping to all. If you have accepted the MCW offer to "opt in" to be a member of the Hartville Tool Club, you will get a 15% discount on all tools (excluding sale items, gift cards, special orders, and Festool Products)



North Woods Figured Wood (www.nwfiguredwoods.com) North Woods is a multi-generational family-owned supplier of wood and wood blanks specifically selected with the woodturner in mind. They specialize in Pacific Coast native species of trees and have sizes from single pen blanks up to 1,500 lb. whole burls. With 20+ species in stock, there is something for everyone. Members get a 15% discount by mentioning their MCW membership during a phone order or by entering "WOODTURNERS" as a coupon code during online ordering.



Tailstock



Jeff Struewing 4 1/2" x 6" Hollow Form Urn
[box elder, orange stain]