



OFFICIAL CHAPTER
AAW
 AMERICAN ASSOCIATION
 OF WOODTURNERS

MEETING LOCATION

Your own home,
 in that favorite easy chair,
 or the living room couch.

MEETING AGENDA

6:45 - 7:00 - Log into Zoom, get oriented
 7:00-7:15 - Business meeting
 7:15-7:30 - Show, Tell & Ask (Tentatively)
 7:30-9:00 - Program
 9:00-It's over and NO CLEANUP:)

APRIL 9, 2020 Mike Colella ~ Photographing your work ONLINE Via ZOOM Meeting

Contents

Evening Program	1
Presidents Message	4
Black Rock Results	6
Direct links to photos	14
Future Programs	14
Turn For Troops	15
Skills Enhancement	15
WWP	16
Members in The News	17
Click It	18
Video View	18
Treasures Report	19
AAW Focus	20
Links	22
Member Contacts	23
MCW Resources	24
Member Discounts	25
Tailstock	26

Welcome to the first MCW Virtual Meeting via Zoom. It's what separates us from animals, is our unique ability to adapt, and that's what we are doing in these difficult times. Im sure you've all heard it by now, how everyone is, Face-timing, Skyping, and Zooming each other as well as businesses. I'm sure there are a few of you (not yet retired) who have already experienced virtual meetings while working from home. Well last week the MCW board did a trial run , using the Zoom system and it worked quite well with 12 people. A few other clubs have already had successful virtual meetings with some of the pro turners



with good outcomes. So at the meeting we decided to do a low budget trial by having the April meeting with Zoom. and to make it worthwhile to many I offered to do a demo on Photographing your work. I did one many years ago, but I felt it was worthy of repeating for many of the new members, and that there have been many advances in photography just in the past 10 years that I will shed some new 'light' on the subject. I will cover simple setups that anyone can do as well as lightly touching on the use of good SLR's and actual cell phones, which most all of us have.

Now to get to the meeting. I highly suggest, if you are not familiar with Zoom, to try it out with someone before Thursday, so you can be familiar with how it works. Unfortunately it will not be fair to others to stop the session, to help someone with a technical login, sound or video issues. I will volunteer to be available the day before the meeting, Wednesday evening from 6-8 in an open Zoom session for you to test it out. The links to both the Wednesday & Thursday session will be in the email which you will already have seen. So if you don't have anyone to test with log in WEDNESDAY evening to say hi for a few minutes to make sure you are up and running. You can do this with a laptop, desktop even an iPad and cell phone. Whatever device you use, It must have sound and video capabilities. Virtually all iPads and laptops and phones have that built in. Your desktop, should have some type of sound system, BUT may not have a built in camera, which would require you to purchase a inexpensive web cam. BUT don't rush out and try to buy one yet. You can still participate by simply watching and listening, (just like a YouTube video), we just won't be able to see YOU. For now that is not necessary, because you will want to be in full screen/presenter mode and NOT in the 'Gallery" mode. And as far as web cams, they are as scarce as toilet paper right now. The earliest I could get one was mid May!

So for now here is a link to a ZOOM tutorial to get you up and running.

<https://zoom.us/docs/en-us/covid19.html>

oh and there is no cost to this, you do not have to buy a subscription to anything. You will simply click on the link provided at the appropriate time AND enter the Password and you're in.

Looking forward to trying it out April 9th.

Mike

SELF Show & Tell (Michael Colella)

Looking forward, it appears that we will not be holding MCW meetings in person for some months. But that doesn't mean we can't still share our new work. And now we should have lots of time for turning!

For now we will try a simple Show & I tell. There is a feature where a participant can take over the meeting and show his or her own work, either bu a photo on your computer or simply holding it up right in front of your camera. BUT for this first virtual meeting, I felt it was best to have all the pieces presented by one person, which would be me. So please send me a photo and some text identifying what you've made, why you made it, and how you made it, and I will make the presentation. Don't worry about the quality of the photo, this will actually be good because if there is an issue with the photo, I can use it as a talking point during my demo.

We hope to have a large section devoted to this in the Turning Journal starting in the May issue.

*Please join in. **Send me your photos by Wednesday so I can have them ready for Thursday meeting.***



Sneak peek, this is the first Show & Tell piece submitted for Thursday's meeting. (Maker to be revealed then).

President's Perspective - Bob Anderson

First and foremost, the most important topic: we hope that you and your families remain healthy during this pandemic.

This is a difficult time in many ways for all of us. Personal, family and business lives have slowed significantly for most of us; every aspect of our lives has been impacted by this pandemic. Social distancing has left many feeling disconnected. While woodturning is often a solitary pursuit, usually an individual activity in home workshops, it is tempered for club members by many activities: skill enhancement, Wounded Warriors, shooting the breeze at the Woodworkers Club, selling at craft shows and markets, and our monthly club meetings. For the immediate future, though, all of these activities are on hold.

Clubs across the region and across the county are struggling with how to keep members involved when they can't come out to meetings. The camaraderie, the good-natured ribbings, the turnings we share, the knowledge from our friends and our demonstrators - all of this is part of our monthly get-togethers. Since our national health emergency has precluded many events, your MCW board has been meeting by conference call and Zoom videoconferencing to see how to maintain our collective enthusiasm for our craft and club.

The board had been considering trying remote demonstrations, presentations given through a videoconference by a turner in another location. They are two-way communications streamed to the club's facilities during a regular meeting. Mid-Maryland hosted one given by Trent Bosch earlier this year. Two MCW board members, Jeff Gilbert and I, who are also MMWTC members, saw the presentation and found it to be very good. In fact, it was well-received by everyone in attendance. While it didn't have the obvious benefits of our informal interaction with the demonstrator or passing around a demonstration piece, the presentation showed all of what we'd see in person; in most cases for our live demonstrations, we're looking at the tv screens anyway. It also allows clubs to get demonstrators who would not normally travel to us to demonstrate and saves travel expenses for those

who would. It was fully interactive, with the demonstrator able to take questions and see the audience.

While we will probably pursue occasional remote demos after this pandemic has abated, at this time the club watch at the Woodworkers Club is not available. However, there is another option, a Zoom videoconference streamed directly to your personal computer at home.

Our board, with guests from Chesapeake Woodturners, tried this out from our individual homes. Mike Colella hosted (i.e., served as the demonstrator), and it went smoothly. We participants had different levels of tech skills, but we mostly found the Zoom platform to be relatively easy to negotiate. We learned basically as we went, and it is very easy to sign in. While it is clear that an online presentation streamed to your individual home is different from our usual social gathering, it is the only way at this time that we can get together.

To this end, **we will hold our April 9 meeting.** It will be via the Internet and streamed directly to you in your home. Mike Colella will be our host and will demonstrate the art of photographing your pieces. A video link will be emailed to all members, and all you have to do is click on it and follow the instructions to be joined into the demonstration. We also anticipate instructions for Zoom to be emailed to you from the club, but in the meantime there are some very good videos on the Zoom training resources website at <https://zoom.us/docs/en-us/covid19.html> .


We certainly hope that you will join our meeting on April 9. More information in an email will give you everything you need to log on to the conference.

Stay well.

Bob

HANDCRAFTED

FIBER ART + TURNED WOOD



FEBRUARY 29 – APRIL 11 | KAY GALLERY

MEET THE ARTISTS RECEPTION + AWARDS | SAT, MARCH 14 | 2 – 4 PM | FREE

The regional juried exhibition **HANDCRAFTED: Fiber Art & Turned Wood** presents selected works by 47 artists and fine craft artisans working in fiber art and turned wood. Fiber Art entries were juried by Caroline Kipp, Curator of Contemporary Art at the George Washington University Museum and The Textile Museum in Washington, DC. Turned Wood entries were juried by Dr. Barbara Wolanin a curator and collector who served for 30 years as Curator for the Architect of the Capitol in Washington, DC.

Exhibiting Artists:

B. J. Adams
Timothy Aley
Robert Anderson
Joseph Barnard
Marina Baudoin
Michael Colella
Catherine Day
Andy DiPietro
Robert Dorr
William Flint
Richard Foa

Keith Frampton
David Fry
Gary Guenther
Steve Haddix
Mark Heatwole
Sarah J. Hull
Neal Kaske
Michael Kehs
Judy Kirpich
Julia Kwon
George Lorio
Dominie Nash

Katie O'Keefe
John Paradiso
Nicholas Parr
Kristina Penhoet
Mauricio Peredo
Joh Ricci
Ruan Robertson
Ann Ruppert
Jay St. Michel
Paul Sandler
Duane Schmidt
Karen Schulz

Sandra Smith
Lynda Smith-Bugge
Mike Sorge
Rod Stabler
Jeff Struewing
Michael Summers
David Swiger
David Termini
George Van Dyke
Richard Webster
Stan Wellborn
Dianne Miller Wolman



12901 Town Commons Drive | Germantown, MD 20874 | 301.528.2260
blackrockcenter.org



HANDCRAFTED: Fiber Art + Turned Wood

Turned Wood Juror: Dr. Barbara Wolanin

Curator Emerita

Architect of the Capitol

Juror's Remarks

I felt honored to be asked to select pieces for this multi-chapter exhibition of turned wood. While jurying from images, I was pleased to see the high quality and variety of the entries. All the artists are to be congratulated for their craftsmanship and creativity. Their pieces look impressive in person. Selecting some for prizes proved to be a challenge because there were so many I appreciated for fulfilling each turner's goal and style, which ranged from classic to sculptural or whimsical. I appreciated each one from my understanding of the artist's intention and judged them on the basis of craftsmanship and formal and aesthetic success.

In line with Caroline Kipp's decision for fiber awards, I have selected Juror's Awards and Honorable Mentions, and I could easily have included many more. I trust that being part of this fine exhibition, so artfully arranged by Gallery Director Anne Burton, is an honor in itself for everyone. It is good to see so many area chapters represented. The display appropriately pivots around the large fiber sculpture by George Lorio, itself made of wood, which of course includes plant fibers and connects the two parts of the show.

I was happy to see the collaborations with my late husband Phil Brown's roughed-out bowls on display with this show. He worked hard to propose and organize the last turned wood show here and showed work in other shows here as well. He loved the idea of collaborating with other artists and having his started bowls used for something new. His long-time goal of creating a totem sculpture out of bowls was finally fulfilled by his friends in his memory.

Dr. Barbara Wolanin

Curator Emerita

Architect of the Capitol


HANDCRAFTED: FIBER ART + TURNED WOOD ENTRIES
Awards for Fiber Art Entries | Selected by Juror Caroline Kipp



JUROR'S AWARD



Judy Kirpich
Memory Loss No. 1




Judy Kirpich
Memory Loss No. 2

JUROR'S AWARD



John Paradiso
A Couple of Leather Pansies



John Paradiso
Leather Boy



John Paradiso
His Soft Lips

JUROR'S AWARD



Julia Kwon
Harm to Ongoing Matter: A Redacted Page from the Mueller Report

JUROR'S AWARD



Kristina Penhoet
Within Limits



Kristina Penhoet
Identity Landscape

JUROR'S AWARD



George Lorio
Clear Cut



George Lorio
Infolding

HANDCRAFTED: FIBER ART + TURNED WOOD ENTRIES
Awards for Fiber Art Entries | Selected by Juror Caroline Kipp



HONORABLE MENTION



B. J. Adams, *Satirical Stillness*

HONORABLE MENTION



Marina Baudoin, *Clamshell III*

HONORABLE MENTION



Catherine Day, *Plume-oval*

HONORABLE MENTION



Sarah J. Hull, *Condensate*

HONORABLE MENTION



Dominie Nash, *Whose Woods Are These 1*

HANDCRAFTED: FIBER ART + TURNED WOOD ENTRIES
Awards for Fiber Art Entries | Selected by Juror Caroline Kipp



HONORABLE MENTION



Kaitlin O'Keefe , *A Thread To Bare*

HONORABLE MENTION



Joh Ricci, *Fireglow*

HONORABLE MENTION



Ruan Robertson, *Spring: Greening Up*

HONORABLE MENTION



Karen Schulz, *Juxtaposition 4: XOXO*

HONORABLE MENTION



Sandra Smith, *Going in Circles*

HONORABLE MENTION



Dianne Miller Wolman, *Winter Lace*

HANDCRAFTED: FIBER ART + TURNED WOOD ENTRIES
Awards for Turned Wood Entries | Selected by Juror Barbara Wolanin



JUROR'S AWARD



David Termini, *Wood Motion*

JUROR'S AWARD



Andy DiPietro, *Along the Reef*

JUROR'S AWARD



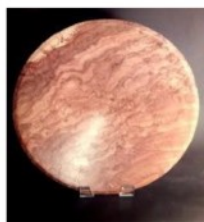
Duane Schmidt, *Forest Twist*

JUROR'S AWARD



David Swiger and Mike Sorge, *A Manta-Ray*

JUROR'S AWARD



David Fry, *Galactic Center*

HANDCRAFTED: FIBER ART + TURNED WOOD ENTRIES
Awards for Turned Wood Entries | Selected by Juror Barbara Wolanin



HONORABLE MENTION



Mark Heatwole, *Walnut Hollow Form*

HONORABLE MENTION



Richard Foa, *Space EggX*

HONORABLE MENTION



Rod Stabler and Ann Ruppert, *Azure Pools*

HONORABLE MENTION



Richard Webster, *Bowl with Flair*

HANDCRAFTED: FIBER ART + TURNED WOOD ENTRIES**Awards for Turned Wood Entries | Selected by Juror Barbara Wolanin****HONORABLE MENTION**

Tim Aley in Collaboration with Phil Brown, *Flare Basket #1*

HONORABLE MENTION

Steve Haddix, *Fusion*

HONORABLE MENTION

Michael Kehs, *Deep Blue*

HONORABLE MENTION

Jeff Struewing, *Untitled (11000000)*

DIRECT LINKS TO ONLINE PHOTOS - (For your viewing pleasure)

Note: All photo albums are captioned. Every photo has a caption. Depending on your platform, to see the captions look in the upper right. You should click or tap the circled "i" (which stands for "information") or the three vertical dots and then select "information" from that menu. Enjoy.

MCW Mar. '20 Meeting - Cancelled due to C19: <https://photos.app.goo.gl/ZGsPJSSSSrCzhVBD7>

Mar. '20 BlackRock 'Handcrafted' juried exhibit: <https://photos.app.goo.gl/W1tVZtarWbsE4dpU6>

MCW Mar. '20 Damascus Public Library exhibit: <https://photos.app.goo.gl/dF94vnU4SmQfJTE57>

Future Programs:

AT THIS TIME ALL FUTURE MEETINGS ARE ON HOLD.
Hopefully we will be able to have these speakers in the future

Future Programs – Looking Ahead (William Flint)

If you have suggestions for future demonstrators, or would consider demonstrating yourself, please contact our Program Chairman, William Flint

April 9, 2020 – Wayne Kuhn – how to make your own tool handles

Wayne comes down from Baltimore Area Turners. He's very familiar with our shop, where he comes to turn pens for the troops each November. We look forward to his first formal demo.

May 7, 2020 - Tim Moore – Ribbon Sculpture

June 11, 2020 - Ken Lobo - Using a router for woodturning

July 12, 2020 (Sunday) – 4th-annual Picnic and Ice Cream Social

At Mike and Sue's. Plan on it! No Thursday meeting in July.

August 6, 2020 - TBA

September 10, 2020 - Chuck Engstrom

October 8, 2020 - George Jones – Texturing and Coloring respecting Mother Nature

George is coming up from CAW to show us his take on how to generate a variety of appropriate textures and colors on turned wood that still let the wood be the focus.

November 12, 2020 - TBA

December 10, 2020 - TBA



Skills Enhancement Schedule - Steve Haddix

Sunday skill enhancements will be held on odd months (1,3,5...), starting with January. We will meet from 10:00 to 1:00 on the Sundays following that month's demonstration, AS LONG AS we have at least four confirmed participants by the end of the demo evening. If we do not have 4 committed participants, a cancellation notice will be sent out to the club membership list, so please be sure that you keep your email address up-to-date.

As a reminder, Skills Enhancement is not designed to provide basic instructions to somebody brand new to turning, but it is a great way to continue developing the skills learned in a basic turning class. As always, safety is our first priority so the rules governing Skills Enhancement have not changed.

Skills Enhancement Rules:

- *Maximum wood size 3bf total....no exceptions. Think 12x12x3.
 - *Clean the lathe area so it is cleaner than when we started.
 - *You must bring your own wood and your own tools.
 - *Sanding and finishing can be done at home keep these to a min.
 - *We will help people with blank prep a few times but after a few sessions you must do it yourself.
- Safety gear must be worn at all times. Glasses and face shields.
If you bring cracked blanks/wood you will not be able to use it. Also there is no chainsaw so please keep that in mind when bringing round or wood without a flat surface.

Note - We are still seeking a Skills coordinator for Thursdays on even numbered months. This could be a great way for experienced turners who have benefitted from the club to pay it forward and help the next generation of turners keep the club thriving!

Thanks!
Steve and Duane



Turn for Troops - It's a new Decade

Turn for Troops - It's a new Decade

Unless somebody else steps up to run Skill Enhancement for the even months (the Thursdays before the meetings) I am willing to run TFTs pen turning sessions instead. I'll be available to help you with any part of the pen making process from blank prep to finishing. We have blanks ready to turn so if you want to avoid that step we've got you covered. If you'd like to try a different type of finish I can help you with that also.

Just like for skills enhancement, please email me if you are interested. If I don't know you're planning on attending and what you want to do, I can't be prepared to help you.

If there is interest in this, I will hold these before each meeting, not just the even months.

Thanks
Roman

3rdGenPenShop@gmail.com



WWP (Don Van Ryk)**ALL SESSIONS TEMPORARILY ON HOLD DUE TO THE VIRUS**

Greetings all.

I've received a slightly updated version of the WWP volunteer guidelines from Jennifer at Walter Reed. It's almost identical to the previous one but since it's been some time since it's been sent (and since there are a few new volunteer members) I'm re-sending it for everyone to review. There haven't been any issues but it's still good to be reminded of these guidelines from time to time. I'll try to remember to re-send it periodically, say the beginning of the year, to refresh everyone's memory.

Below I've listed the scheduled dates for both the **Wednesday (12:00-2:00)** and **Friday (12:30-2:30)** pen turning sessions for the rest of the year. I've sent these lists before but there are a few minor changes, so note these current dates on your calendars. All sessions are held at the Woodworkers Club.

Wednesday sessions:

May 27
June 17
July 15
August 19
September 16
October 21
November 18
December 16

Friday sessions:

May 8
June 12

Summer Break

September 11
October 9
November 13
December 11

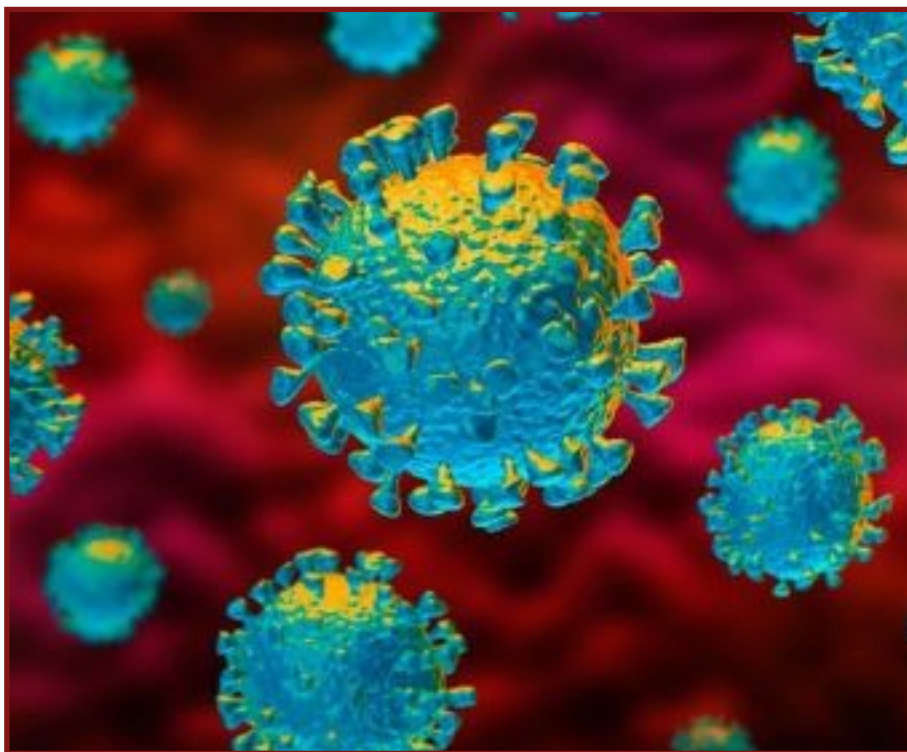
As always, I'll send out a reminder email a few days prior to each session.

See you then.

Don

Volunteer Guidelines are printed on the next page:

Tim Aley & Paul Sandler	Tim Aley And Paul Sandler are members of the Gaithersburg Artist Collective. We are a co-op of artists in many mediums. Our current show is at a pop-up gallery at 26-A Grand Corner Avenue, Gaithersburg, MD 20878.
Paul Sandler	I also have some utility items for sale at the Something Earthy Pottery Studio at 24410 Hipsley Mill Road, Laytonsville, MD 20882, and I have submitted to the Black Rock show, but haven't heard back as yet.
Richard Webster	Will be part of the Countryside Artisan Spring Tour April 17,18,19 upper Montgomery Co.
Tim Aley	Showing in the Chesapeake Montpelier Mansion show
William Flint	I also sell on Etsy. My shop name is UFOKing, the direct link is https://www.etsy.com/shop/UFOKing



CLICK IT – Web Site of the Month and **VIDEO VIEW – Video of the Month**

(Gary Guenther)

A recommendation of a link I believe to be worth your time:

*This month's Click It and Video View articles will both be dedicated to **Ron Fleming**, one of woodturning's iconic figures. Ron's work is highlighted in all of the great collections in our area, and if you've visited with their houses with us, you've seen his work. It's a good time to highlight his life and work.*


The AAW Professional Outreach Program (POP) Merit Award recognizes the lifetime careers of professionals whose work has contributed significantly to the growth of woodturning as an art form and the influence their work has had on other artists in the field of woodturning. The list of recipients can be found here: <https://www.woodturner.org/Woodturner/About/POP-Merit-Award-Recipients.aspx>

In 2017, the AAW POP Merit Award honored Ron Fleming, a Founding Member of AAW in 1986. The print article, "Ron Fleming: Immersed in Foliage", written by MCW Founding Member and Critique Panel favorite, David Fry, can be found in the June 2017 issue (Vol. 32.3) of *American Woodturner*. A direct hot link to the pdf article is available from the page above. I highly recommend it.

The Center for Art in Wood (née The Woodturning Center), of which Ron was a Founding Trustee and Board Member, had a nice retrospective exhibit in 2014-15, which can be seen here: <https://centerforartinwood.org/exhibition/ron-fleming-retrospective/> Be sure to click on all six pages.

Ron has four works in the Smithsonian American Art Museum: <https://americanart.si.edu/artist/ron-fleming-28078> His work was also featured at the Renwick in 2010-11 in the exhibit *A Revolution in Wood: The Bresler Collection*, donated by Fleur and Charles.

I don't believe that Ron has a web site – at least I'm not able to find one -- but his work is well represented in many gallery pages, as well as abundantly on Pinterest. He is on Facebook.



VIDEO VIEW – Video of the Month (Gary Guenther)

Online woodturning action for your viewing pleasure

There are a number of videos available. Let's begin with his POP video. **Ron Fleming: 2017 POP Merit Award** (7:16) <https://vimeo.com/83047130> Others are:

Ron Fleming: Legendary Woodturner (7:16): <https://www.youtube.com/watch?v=Q5YJdtkMCg>

A Man of Honor, the Artist Ron Fleming (19:23): This personal guide to some of his pieces is well worth the time: <https://www.youtube.com/watch?v=RuRyLXC8AM>

Ron Fleming – The Beyond Wood Collection (4:10): https://www.youtube.com/watch?v=Gscv_Qt86lI



Treasury report - March 2020 (Tim Aley)

Begining Balance	3,750.59			
March Income 2020			March Expenses 2020	
Membership 2020	<u>\$50.00</u>			
				<u>\$0.00</u>
Total	\$50.00		total	\$0.00



AAW'S 34TH ANNUAL INTERNATIONAL SYMPOSIUM

UNFORTUNATELY SYMPOSIUM HAS BEEN CANCELED

COVID-19 (Coronavirus)

Announcements

- **March 31, 2020:**

Speaking on behalf of the Board and staff, we are humbled by the outpouring of support we have seen since announcing the cancellation of the AAW Symposium. I thank you for the patience and empathy you offered while the AAW went through the process of making this difficult decision.

While the financial outcome of the symposium cancellation remains uncertain, **we are confident that any negative effects to the AAW organization will be manageable.** The AAW Board provided strong leadership under difficult circumstances, working with experts who helped to guide us through the process. We are heartened by your offers of financial support. AAW is gracious for all charitable donations and please keep us in your plans during our fall 2020 fundraising campaign.

At present, there are many others who will be impacted more severely than AAW by the effects of the COVID-19 pandemic and the AAW Symposium cancellation. Now is a time for all of us to focus our emotional support where it will be needed most, on friends, neighbors, and families who may fall victim to the virus.



The AAW Symposium cancellation, together with proper social distancing, is impacting the livelihoods of our vendors, demonstrators, and artists, and has disrupted our local chapter functions. Think about spending part of your symposium fee, airfare, and hotel to support our vendors, demonstrators, and artists, or organizations working to help fight the COVID-19 pandemic. Your online purchases could tip the scales for small businesses, keeping them afloat in these very challenging times.

Here's how you can help:

- Make online purchases from businesses who would have been exhibitors in the [2020 AAW trade show \(see attached list\)](#).
- Make online purchases from woodturning artists.
- Gift an AAW membership to a friend or colleague to keep them connected as part of the woodturning community.
- Purchase gift certificates to support the businesses you care about.
- Encourage your chapters to look into scheduling demonstrators who are available to deliver interactive remote demonstrations.
- Donate any unused N95 masks and respirators, and eye protection to local hospitals, medical facilities, or organizations.
- Donate blood locally.
- Thank grocery store clerks, nurses and doctors, police officers and fire fighters, sanitation workers, delivery people, and the list goes on.
- Check in with elderly friends, neighbors, and chapter members by regularly calling, video chatting, or sending a text.
- Support your local food bank.

In the coming weeks, we will be staying in regular communication about alternative ways of offering woodturning content and engagement online to keep the AAW Symposium spirit going strong. Let us know your creative ideas by sending a note to memberservices@woodturner.org.

We're facing these uncertain times together and are rallying to help the woodturning community stay safe, informed, active, and connected. Please continue to make and create, which will help keep you active and strong.

Yours respectfully,

Phil McDonald, Executive Director on behalf of the AAW Board and staff

(Reprinted from AAW website)

World Connections - Links and other noteworthy places.

This page will be dedicated to useful and noteworthy links, Feel free to email me with suggestions: michaeljcolella@gmail.com

AAW: <https://www.woodturner.org/>

Arrowmont: <https://www.arrowmont.org/>

Women In Turning: <https://www.woodturner.org/?page=WIT>

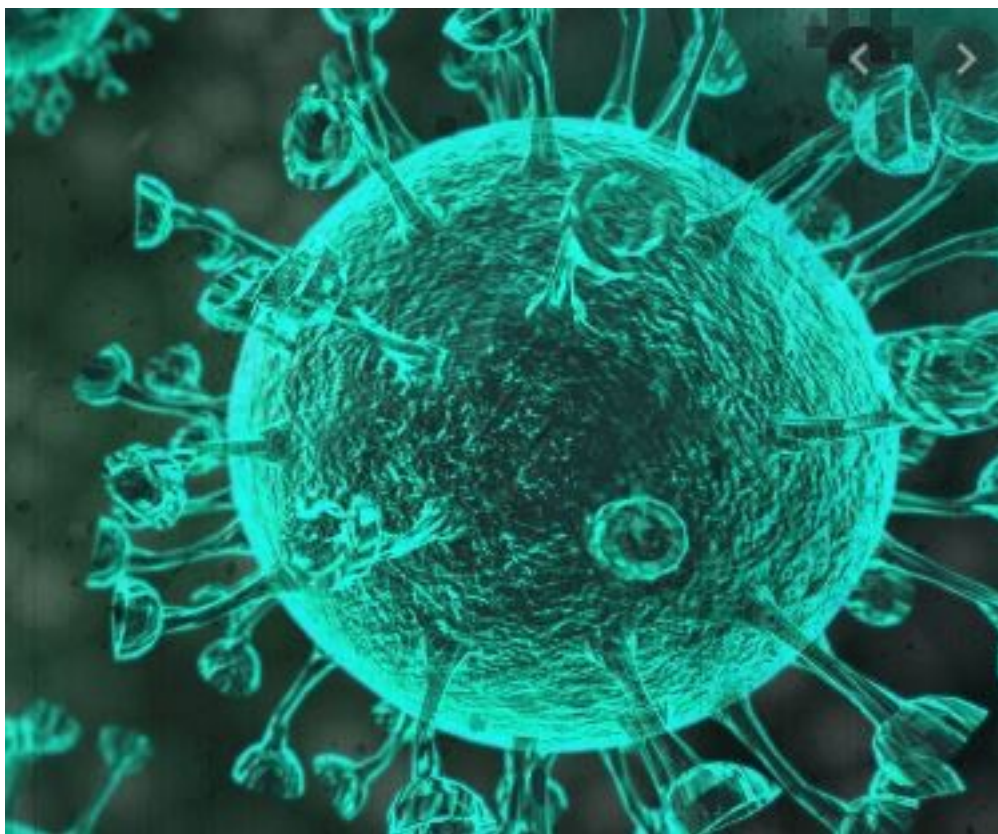
The Woodworkers Club: [The Woodworkers Club](#)

MCW Facebook page: <https://www.facebook.com/groups/194941367515051>

AAW Photo Gallery: <http://www.aawforum.org/community/index.php?media/>

Worth checking out to see some amazing work.

Mark Supok: <https://www.marksupikco.com/>



Chapter Positions

President	Bob Anderson	Robert.anderson4@verizon.net	301-270-6005
Vice President	Jeff Gilbert	jmgilbert3@verizon.net	301-460-6928
Program Chair	William Flint	wt_eff@verizon.net	301-379-2046
Secretary	Gary Guenther	gary.c.guenther@gmail.com	301-384-7594
Treasurer	Tim Aley	Taley16922@aol.com	301-869-6983
Membership Chair	Steve Drake	skdjmbd@gmail.com	301-208-8265
Newsletter Editor	Mike Colella	michael.j.colella@gmail.com	301-942-2853
Webmaster	Jeff Struewing	jeff@struewing.us	240-988-6422
President Emeritus	Ellen Davis	ellen@twistedtreedesign.com	301-728-5505

Volunteers

Wounded Warrior Support Program Director	Don Van Ryk
Skills Enhancement Program Director	Steve Haddix, Duane Schmidt assistant
Public Library Exhibit Committee	Joe Barnard, Mary Beardsley assistant
Beads of Courage Program Director	Stephen Price
Turning Works Program Director	Ellen Davis
Montgomery County Ag Fair Program Director	Tim Aley, Paul Sandler (assistant)
Turn for Troops Project Leader	Roman Steichen
Pen Skills Enhancement Program Director	Roman Steichen
Lending Librarian	John Laffan
Videography	Joe Stout, Joe Barnard, Joe Mosli
Gallery Photography	Mike Colella
Candid Photography and Web Albums	Tim Aley, Gary Guenther, Mike Colella
Show Tell & Ask Leader	Mike Colella
Show Tell & Ask Recording and Trucking	Richard Webster and Paul Sandler
Demo Fee Collection	Bob Grudberg
Setup Committee	Paul Sandler, Jeff Struewing
Clean-Up Committee	Paul Simon, Paul Sandler
Discount Deacon	Steve Drake
Bring Back Challenge Ticket Giver	Bob Grudberg
Activities Arranger	Tim Aley
Backup Treasurer	Ellen Davis
Backup Webmaster	Stephen Price
Backup Newsletter Editor	Mike Gerech
Backup Secretary	Steve Drake

MCW Resources

Our Hosts: Our most important resource is our space. We are deeply indebted to our hosts, [The Woodworkers Club](#), for their continuing support in sharing their facility with us. Please give Amy, Chris, Matt, and Ralph your individual expressions of appreciation, both verbally and with your wallets. If you need something, they will get it for you, either off the shelves or from the catalog – with no shipping charge. Please help support them.

MCW Hands-on Mentoring Program: Hands-on mentoring is one of the most effective ways of learning turning techniques, tool use, and safety. We all have unique knowledge and ideas to impart. We encourage all Members to sign up to share a few hours of their time and knowledge at the lathe with each other, on a peer-to-peer basis, either in their homes or at Skills Enhancement sessions. We particularly encourage our new Members and beginners to use this opportunity to learn techniques and safety. Please let Ellen Davis at Ellen@TwistedTreeDesign.com know if you would like to participate.

Skills Enhancement: Once a month, we have an open lathe session at WWC, either on Thursday's before the meeting or on the Sundays after the Meetings, under the guidance of Steve Haddix. Please check the Newsletter and Web Site Calendars for monthly dates and reserve a limited slot in advance with Steve Haddix. Everyone shares skills and information, and its lots of fun.

MCW Facebook Group: MCW has a private Facebook Group. Use it to post pictures of your work, ask questions, check out upcoming events, and it provides another venue for our members to get to know each other better. Go to <https://www.facebook.com/groups/194941367515051/> and request to be added to the group.

MCW Lending Library: Books and DVDs are available for borrowing. We have a great selection of video demonstrations and instructional materials from many top professional turners. If you missed a Meeting and would like to see the Program, you can check out the DVD. Please sign the form to check them out from John Laffan. If you have titles out, please return them promptly. There is no charge for this service.

Silent Auction: Not everyone has access to a chainsaw or a band saw, which makes it nice to have access to reasonably-priced, properly-sized turning blanks. Please bring your 'road kill' to share with other Members.

Discounts: Steve Drake has assembled a selection of retailers who provide MCW Members with monetary discounts. First and foremost, of course, is the Woodworkers Club, but we have a number of others too. Please check out the list of participating merchants on the Web Site or at the end of each Newsletter.

Web Site: <http://montgomerycountywoodturners.org> Thanks to Webmaster Jeff Struewing we have an outstanding Web Site.

Newsletters: The MCW Newsletter Archive, accessible on the website, is a tremendous resource, containing the complete history of all MCW programs and activities from day one, as seen on a monthly basis through the years. All past issues back to Volume 1, Issue 1 in 2007 are available at <http://montgomerycountywoodturners.org/newsletters/>



Member Discounts

Woodworkers Club Rockville, Maryland (www.woodworkersclub.com). The Woodworkers Club, a Woodcraft affiliate, offers MCW Members a 10% rebate on all regularly priced items. After reaching certain plateaus of spending, you will become eligible for a rebate which you will receive by email and is good for 3 months. Non-qualifying items are power tools, items already on sale, gift cards, and items from companies that prohibit discounting (Festool, SawStop, Leigh, and a couple others). Our relationship with Woodworkers Club is very synergistic and important to us, and I encourage you to make your woodturning and woodworking purchases from them. If they don't have something in the store that's in the Woodcraft catalog or on their web site, they will get it for you, and you can save on shipping by picking it up at the store.

Exotic Lumber, Inc. Frederick, Maryland (<http://www.exoticlumber.com/>) With over 130 species in stock, Exotic Lumber has one of the widest selections available on the East Coast. We offer a 10% discount to MCW Members with membership badge. We have warehouse locations in Frederick and Annapolis, where you are welcome to select from our extensive selection of turning blocks.



Craft Supplies USA (www.woodturnerscatalog.com) is a family-owned and operated business serving the woodturning community. Individual MCW Members can save 10% on all finishes & disc abrasives -- just mention "Montgomery County Woodturners" and save, all year long.



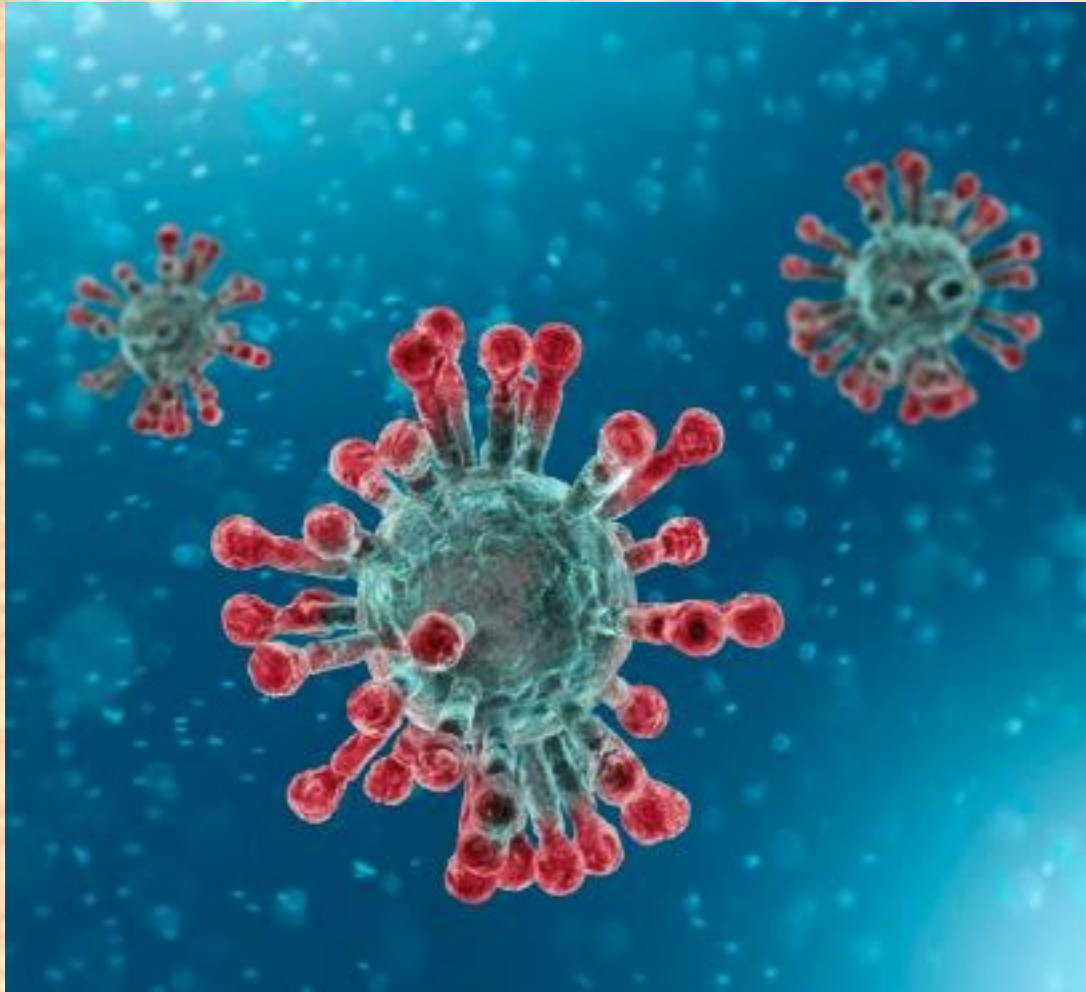
Hartville Tool (www.hartvilletool.com) is a nationwide retailer of general and specialized tools for woodworking and home improvement. They offer free shipping to all. If you have accepted the MCW offer to "opt in" to be a member of the Hartville Tool Club, you will get a 15% discount on all tools (excluding sale items, gift cards, special orders, and Festool Products).



North Woods Figured Wood (www.nwfiguredwoods.com) North Woods is a multi-generational family-owned supplier of wood and wood blanks specifically selected with the woodturner in mind. They specialize in Pacific Coast native species of trees and have sizes from single pen blanks up to 1,500 lb. whole burls. With 20+ species in stock, there is something for everyone. Members get a 15% discount by mentioning their MCW membership during a phone order or by entering "WOODTURNERS" as a coupon code during online ordering.



Tailstock



We will get through this.