



OFFICIAL CHAPTER
AAW
AMERICAN ASSOCIATION
OF WOODTURNERS

MEETING LOCATION

Your own home,
in that favorite easy chair,
or the living room couch.

MEETING AGENDA

6:30 - 7:00 - Log into Zoom, get oriented
7:00-7:15 - Business meeting
7:15-7:30 - Show, Tell & Ask
7:30-9:00 - Program
9:00-It's over and NO CLEANUP:)

DON'T FORGET OUR FRIENDS AT THE WOODWORKERS CLUB

JUNE 11, 2020 ~ Dick Gerard Wooden Spheres

Contents

Evening Program	1
Editors Corner	3
Presidents Message	4
Minutes April Virtual Meeting	5
WWC open	8
Delaplain Arts exhibit	9
McLean Arts show	10
Direct links to photos	11
Future Programs	11
Band Saw Modifications	12
Beads Of Courage revisited	15
Club Challenge	20
Show & Tell	21
Click It & Video View	30
Treasures Report	31
Website info	31
Membership Policy 6/1/20	39
Members in The News	42
Turn For Troops	42
AAW Focus - Voices	43
Links	46
Member Contacts	47
MCW Resources	48
Member Discounts	49
Tailstock	50

Sphere Turning:

In this demo Dick will show how he turns a sphere using homemade cup chucks. The blank starts between centers, a tenon for a 4 jaw chuck is created. The blank is then chucked up and the sphere is laid out and rough turned. The roughly shaped sphere is placed in the cup chucks and refined to its finished shape.

Dick will also show some of the techniques he uses to further enhance the sphere using colors and textures.



**Bio**

Dick Gerard has been turning since 1979. He has demonstrated at AAW National Symposium and at many clubs in the Mid West.

More information on his woodturning can be found at his homepage <http://www.dickgerard.com>

Artist Statement: Dick Gerard

A personal perspective on woodturning:

I have always been fascinated by the diversity of Nature. For all its variety, Nature is a cooperative effort. I'm drawn to cultures and beliefs that reflect Man and Nature in cooperation rather than conflict - Native American, Zen Buddhist,

Hawaiian/Polynesian, Australian Aboriginal, African and others of similar beliefs.

Working with wood you either force yourself and your ego into/onto the object, or you become aware of your own strengths and limits as well as those same qualities in your material. The results reflect the chosen path. Sometimes, I'll have a particular piece of wood in the studio for years before we come to terms with each other. At other times, the process is much more immediate. Either way, one must always be aware of hidden nuances along the way.

The majority of my designs are simple forms that seek to compliment and accentuate Nature's inherent beauty through objects that have a strong tactile and aesthetic appeal. I have begun to experiment with added elements (carving, gold wire, semi-precious stones, color, bleaching and texturing, etc.), and airbrushing.

This year I have concentrated about 90% of my efforts investigating the making of wooden spheres using different methods, and then decorating those spheres to create new and unique art from turned wooden spheres.



Editor's Corner (Mike Colella)

SELF Show & Tell (Michael Colella)

Now for the June virtual meeting we will again have a virtual Show & Tell. Lets limit people to 2 turnings. By WEDNESDAY please email to me (michael.j.colella@gmail.com), Include the following information for each piece:

- Your name
- Title (if any)
- Wood species
- Finish notes
- Any other information you might want to add.

I will prepare all the images to show, and when your piece comes up you will be allowed to open your mike and discuss your piece while it is being showed. Please keep your comments to 2 minutes.

Please join in.



June 11, 2020 Remote Meeting Information

Our June meeting will be conducted over ZOOM. You will receive the ZOOM meeting information at least 24 hours before the meeting via email. The meeting will begin at 7pm, but the ZOOM meeting will be active at 6:30 for system testing, chat with friends, and fellowship! Sign in, mute your microphone unless speaking, and get comfortable!

Agenda:

7:00	President's Remarks and abbreviated business meeting	Bob Anderson
7:15	Show Tell and Ask	Mike Colella
7:30	Demonstration: Wooden Spheres	Dick Gerard

Meeting Notes: Get involved, ask, share, and chat!

Please mute your microphone unless you are speaking

All participants will be muted during the presentation. If you want to comment or ask a question, "Raise your hand" or post a comment in the Chat. The moderator will either ask the presenter the question or will call on the person asking the question to un-mute and engage.

Test your Zoom settings before the meeting at <https://zoom.us/test?zcid=1231>

Zoom Support Center: <https://support.zoom.us/hc/en-us>

June Meeting Suggested Contribution

To help defray the cost of the demonstration, you are encouraged to chip in using our secure PayPal link on the MCW website. We suggest a contribution of at least \$5. You do not have to sign up for PayPal to send money. Click on the link or navigate from the "Meetings" page.

<https://montgomerycountywoodturners.org/demo-fee/>

You can always mail Tim Aley a check if you prefer.

President's Perspective - Bob Anderson

First and foremost, I hope you and yours are well, taking care to protect against the health crisis that is upon us.

The Board has been meeting remotely in order to continue to maintain and improve MCW. One of the tasks that we have begun to undertake is that of writing down some of the procedures that we use. Many of our founders and long-time members are no longer active (or at least not as active as they've been), so much of our institutional memory is less available. These turners often had a tacit understanding of the rules and policies beyond the bylaws, and this arrangement worked fine for a relatively new club. However, we are now in our 14th year, and the Board and membership alike are comprised of both long-time and newer members. To ensure that we all have access to "how it's done," we see this as a good time to write down our processes and procedures, creating and/or amending as needed. This will bring us up to date with our current structure, give all members equal access to what is done, and give guidance and direction to this and future boards. If you have suggestions for this effort, we welcome your input on how we can become a stronger and more viable organization.

To this end, membership chair Steve Drake offered to draft a policy on membership. He looked at a number of policies from various clubs and came up with a comprehensive draft that both reflects who we are currently and addresses potential issues that may arise as we grow. With minor changes, the Board adopted it, and you can see it elsewhere in this Turning Journal.

Another issue we have reviewed is that of club payments. For some time we have had sufficient funds in the bank to cover our expenses without always charging for demonstrations. While we are still very healthy financially, our funds have been spent down some. Even though we are not currently meeting in person, we do have some expenses coming up. One is the potential purchase of AV equipment to continue streaming our own demonstrations when we return to our friends at the Woodworkers Club. This will allow homebound members, traveling members, snowbirds, etc. the opportunity to see our regular demos from wherever they are in the world.

An ongoing expense is demonstrator fees. While we save on transportation and food costs, demonstrators doing a remote demo charge the same as for an in-person demo. However, there is no one at the door collecting. With this in mind, the Board, with Tim, William and Jeff S. the major facilitators, coordinated to create a PayPal account for the club. This provides an online system for club financial transactions. Our first opportunity for this is the June 11 Zoom demo with Dick Gerard for which we will request a \$5 PayPal contribution. More information will be forthcoming in emails to our 2020 membership.

These are transitional times and we'll continue to make the changes necessary to optimize our experiences. As we move forward, we will continue to support each other and our craft, and adapt to a changing environment.

Stay well.

Bob

MCW May 7, 2020 Meeting Minutes

Introduction:

Welcome to our second virtual meeting. We have 41 members and guests online with us -- happy to see you all joining in. Thanks again to Mike Colella and his son Shane for making last month's (April) meeting happen in these changing times. We appreciate all of their efforts -- mastering the Zoom process and sharing the photographer's tricks of the trade. We thank Mike for hosting our Zoom meeting again tonight.

Woodworkers Club - A note with good news... Amy writes: "We're all hanging in there, well here I guess, still primarily doing curbside-delivery other than for lumber customers who may come in to pick out their wood. We're starting to relax the restrictions a little but do require masks to enter the store and are actively discouraging languorous browsing. We're back to our regular weekly order schedule (we'd been doing every-other week for the last month plus) but PPE is still unavailable, so no face shields, masks or gloves until September at least -- though we *can* still get replacement shield inserts. I don't think we're in danger of going out of business. We've noticed the customers who do come by are remarkably gracious about the difficult conditions and restrictions, but we miss our friends and really look forward to the day I can hug all my old MCW buddies again!" **Bob's addendum:** If you need something, the Woodworkers Club is there for you. Give our friends our business.

New Business & Activities:

Bring-back Challenge: currently suspended.

MCW Membership: During this pandemic, many folks are suffering economically. **If you have not paid dues due to financial hardship**, please let Steve Drake know, and your membership will be renewed, no questions asked. This will be kept confidential. We already have some members who have accepted that courtesy, and we offer it to all.

Membership fee structure: \$25 for an individual and \$35 for a family membership! When you pay, you will get a receipt which will have an NCR copy in Tim's receipt book. If you do not have a receipt and there is no copy in the book, you have not paid. If you mail Tim your dues, he will mail your receipt to you.

Demonstrator fees: Demonstrators are typically charging around the same amount for virtual demonstrations as they are for in-person demos. The club saves some on travel expenses, so costs are a bit lower, but costs remain. To cover expenses, in normal times we collect demo fees at the door. Since we now have a virtual door, we need to determine how to collect demo fees. Over the past year or so, programs have often been offered without a demo fee, and Tim does a great job keeping our treasury in good shape. To keep it that way, we will be charging reasonably for demos as MCW always has. The board is currently looking at some options for collecting these fees and we'll keep members informed.

Bill Long thanked Gary Guenther for providing him with a compendium of all the images of Bill and his pieces shown over the years in our web album archives. Bill noted that he is using these to create a catalog of his works, and he repeats his thanks to MCW members for completing some of them for him after he had to quit turning because of his lung problems. Bill did not keep track of who has what, and he asks that if you have any of his pieces outstanding that you intend to complete

and give back to him that you kindly contact him to remind him of what delightful items may yet be returning.

Delaplaine Show: There is a show in the works for October at The Delaplaine Arts Center in Frederick. Titled *Tree Spirits*, it will be juried, and participants will be chosen from submissions from members of three clubs: Chesapeake, Mid-Maryland, and MCW. It will also include tree-based wall art by five invited Frederick-area artists. We thank Mid-Maryland for coordinating this show. Please see the *Turning Journal* for some additional information. As an aside, The Delaplaine Arts Center is currently planning to re-open in June.

Volunteers: MCW has many great programs, and we have many members who help, but we need more. For instance, Steve Haddix and Duane Schmidt have volunteered to do our six yearly Sunday Skills Enhancements, and Roman Steichen has volunteered to do pen turning for Thursday Skills Enhancements. These activities will resume when we are once again able to meet in person.

Selling and Displaying: Many members sell and display their work. They do so in venues from the large, formal Maryland Renaissance Festival to once-a-year holiday shows, but we often don't know about it. In order to notify our members of what we're doing, we have a monthly *Turning Journal* article listing members who are selling and/or displaying their work. That way we can support each other in our artistic endeavors. Let Mike know your activities.

Local demonstrators: We have quite a few members with excellent skills and solid techniques who can demonstrate them for us and other local clubs, possibly even with online video productions such as shop visits or slide shows. We are getting together a list of local talent from a number of local clubs to share. If you are interested in doing demos for us and/or for other local clubs, please email me, and you'll be added. This is a way to get your artistic talent known and a way for our clubs to have access to a pool of quality local turners.

AAW Symposium in Louisville, KY June 4 – 7, 2020: has been cancelled. {Ed. note: an online version of the 2020 Symposium WILL be held; go to woodturner.org for details.}

Mid Atlantic Woodturning Symposium: {Ed. note: it has been cancelled for 2020.} MAWTS is still on for September 25-27 this year, but their website states that the committee is currently re-evaluating based on the COVID-19 pandemic. A final decision will be forthcoming at some later date. The price has been reduced to \$175, and if the symposium is cancelled it will all be refunded. Check their website <http://www.mawts.com/> for ongoing updates.

Virginia Woodturning Symposium: {Ed. note: it has been cancelled for 2020. The next one will be in 2022 (they are biennial).} There is no information regarding COVID-19 and the Virginia Woodturning Symposium 2020 on their website, <https://virginiawoodturners.com/>. It is scheduled to be held in Fishersville, VA on November 7 & 8, 2020. The cost is only \$80 for the two days for everyone. You do not have to be a member of one of the ten sponsoring Virginia clubs to attend. Continue to check their website for updates.

Program News:

During our current pandemic crisis, all of our in-person programs and events have been cancelled. This includes Skills Enhancement, Wounded Warriors, and, of course, our in-person meetings at the Woodworkers Club. We hope to resume activities once the pandemic abates.

Public Library Exhibits: Joe Barnard has collected loaners for the 2020 traveling exhibit. Many of them are currently locked up in the Damascus Public Library, so they are not now in Germantown as was planned. Joe reports that he is SHORT and could use MORE pieces for the larger displays. Please volunteer more pieces for when the Public Libraries reopen. Joe will be contacting the newly-reopened Wheaton Public Library to see if they have any interest in displaying our work. Contact Joe at barnards@wood-crafted.com with any questions.

Turn for Troops: Thanks to Program Director Roman Steichen, 2019 was an amazing year. We're looking to make 2020 even better. Roman has blanks and kits now, so contact him and he'll work something out if you want materials to turn some pens for this year. Additionally, to expand the program, Roman is working with the Mid-Maryland Wood Turners Club. Roman's email is 3rdgenpenshop@gmail.com.

Beads of Courage: Stephen Price reports that our POC at John's Hopkins Children's Oncology Department in Baltimore has moved on, and he is not having much luck reestablishing a new contact. A suggestion was made that we might consider beginning a new program with the DC Children's Hospital. Stephen will look into this. Meanwhile, he hopes you will take some of your new free time at home to turn a lidded bowl (box) or two for the children. Stephen's email is prices1950@yahoo.com.

Turning Works: Bowls are donated to help local Montgomery County charities. Ellen says that there is "nothing up" currently with this program. If you would like more information or to provide a bowl, contact Ellen Davis at Ellen@TwistedTreeDesign.com.

Facebook: MCW's Facebook page is a private/closed *group* for our members. The link is <https://www.facebook.com/groups/194941367515051/>. Go there and request to be added.

Future Meeting Programs: Next meeting is on **Thursday, June 11 with Dick Gerard**. Given the current situation, it will be an online, Zoom meeting again. For additional program information, see the *Turning Journal*. You will be invited with a Zoom link by email.

Important Note: On several occasions recently, an email went out to All Members, and then a member(s) did a *Reply All*. Since our email system only allows a certain number of emails per hour, and one "reply all" is over 100 individual emails, other emails were shut out. Please remember that when replying to an email, *reply only to the person or persons you need to get the email*. Thanks.

Show and Tell:

Mike Colella showed the submitted photos, and members talked about their works. Tonight, pieces were shown by Joe Barnard, Ken Lobo, Roman Steichen, Tim Aley, William Flint, and Mike Colella. Please plan to show your works at the next meeting.

Evening program:

Mike Peace – All you wanted to know about "The Devil's Toothpick" -- a skew chisel -- and many practical details regarding its use!

Respectfully submitted... Gary Guenther, MCW Secretary

WWC is OPEN



Well, we've reopened retail to the thronging masses, so if any MCW members need to come in they may, though I assume most will still prefer the curbside delivery, which we're happy to continue providing. Classes have started up again too, but with social distancing and masks - woodturners have a jump on the public, since you guys are used to seriously masking up to do your work and it doesn't seem so strange in our turning classes. Matt Radtke continues to train the next generation of MCW members!

Other than that... pretty much the same here. None of us have caught COVID -19 yet, so that's the good news. Bad news is still no hugs!

Thanks for checking in!

Amy

“Tree Spirits” at the Delaplaine Arts Center in Frederick

MCW has been invited to participate in a three-club show at the Delaplaine in Frederick, MD this October. Mid-Maryland Wood Turning Club will be the host club. Titled “Tree Spirits,” the show will highlight wood turnings, paintings, photographs and wood sculptures from five Frederick artists. An outline of the information is below. Keep alert to future newsletters and emails on how to submit your outstanding work and other additional information.

Participants: Chesapeake Woodturners, Mid-Maryland Wood Turners Club, Montgomery County Woodturners with a dedicated 20 pieces reserved for members of each club (60 pieces total)

Call for entries: By individual club

Entry Fee: \$10 for each piece submitted to MCW for jurying; total of three pieces submitted per person

Jurying: Completed by the three clubs for their members

Exhibition Dates: from October 3 through November 1, 2020

Installation: begin at 9 AM on Tuesday, Sept 29 and completed by noon on Thursday, October 1

Meet the Artists & Awards Ceremony: opening day, October 3 from 3 to 5 PM with wine and light refreshments provided by the Delaplaine Arts Center

Awards: chosen by juror (yet to be named)

Gallery notification: club lists must go to the Manager of Exhibitions for approval no later than two weeks before the opening date with the title, medium, and sale price of each piece, including an insurance value for those works that are Not for Sale (NFS).

Not for Sale pieces: Only three NFS pieces per club will be permitted

Required from each artist: artist statement and description of their piece(s)



Apply Now for The McLean Holiday Art & Crafts Festival!

We are pleased to announce that the application for the 2020 McLean Holiday Art & Crafts Festival is now available and can be easily accessed at <https://www.zapplication.org/event-info.php?ID=8456>

In case you were wondering, Yes! This is the same show that has been running since 1982 at the McLean Community Center the first weekend of December – formerly called The McLean Holiday Crafts Show. But this isn't your mother's "craft show" any more — we're looking for serious artists with creative and unique offerings that are different from other area shows.

Our new name and look are inspired by you – the artists and craftspeople who create such marvelously original works of art and crafts. Additionally, plans are in the works for making this a truly special event – all to build the audience and direct their attention to you and your work. The show is held at the McLean Community Center in McLean, VA — a very upscale community that genuinely appreciates original art. It's a three-day juried show held the first weekend in December. The application has all the details!

And just so you know, we're working hard to deal with all the uncertainty surrounding the COVID-19 virus, by adding a few assurances to help everyone manage this application process and the fall show season.

- **If the show must be cancelled due to COVID-19 related issues, you will be refunded your application fee and any booth fees paid at the time of cancellation.**
- **We're extending the application deadline to June 30, 2020.** That means jurying and notification deadlines will be correspondingly later, as will the booth fee payment deadline.

The new deadlines are indicated on the application.

Thank you so much for your support of the McLean Holiday Art & Crafts Festival! Please stay safe, and don't hesitate to contact us with any questions, at mcleanshow@nvhg.org, or at 571-229-6119.

Sincerely,

Emily Pezzulich and Roz Jacobs
Festival Chairs

S

DIRECT LINKS TO ONLINE PHOTOS - (For your viewing pleasure)

Note: All photo albums are captioned. Every photo has a caption. Depending on your platform, to see the captions look in the upper right. You should click or tap the circled "i" (which stands for "information") or the three vertical dots and then select "information" from that menu. Enjoy.

MCW April '20 Remote Gallery

<https://photos.app.goo.gl/VKmmM7iDuAek829d6>

MCW May '20 Remote Gallery

<https://photos.app.goo.gl/uP9ryLGi69ps5ficA>

Future Programs:

***AT THIS TIME ALL FUTURE LIVE MEETINGS ARE ON HOLD.
Hopefully we will be able to have these speakers in the future***

Future Programs – Looking Ahead (William Flint)

If you have suggestions for future demonstrators, or would consider demonstrating yourself, please contact our Program Chairman, William Flint

June 11, 2020 – Dick Gerard

July 9, 2020 – Ed Pretty

July 12, 2020 (Sunday) – 4th-annual Picnic and Ice Cream Social
If allowed!

August 6, 2020 – Jeff Hornung

September 10, 2020 – Joanne Savageau

October 8, 2020 - George Jones – Texturing and Coloring respecting Mother Nature

George is coming up from CAW to show us his take on how to generate a variety of appropriate textures and colors on turned wood that still let the wood be the focus.

November 12, 2020 - TBA

December 10, 2020 - TBA



Bandsaw Modifications - William Flint

New machines are fun, especially if you have upgraded from an older or more basic model. Putting a new machine through its paces gives you a good feel for what works but you often find features that aren't quite what you need. I bought a Laguna 14-BX a few years ago to replace a 1960's Delta 14, and while I loved the power and increased cutting depth, I found several areas not up to my expectations. Here are the modifications that I did over the course of a year to make it "my" bandsaw.



Dust Collection

The saw has two 4" dust collection ports. I ran both ports together to a 5" hose connected to a blast gate. I used 4" ADS drain pipe from Zimmerman's in Burtonsville. The ADS fits well and has a larger inside diameter than PVC DWV, the standard drain pipe in the big box stores. I didn't glue the connections as I wasn't sure if it would work since I haven't taken it apart since it





was put together. I turned an adapter to connect the 4" ADS to the 5" hose. I used a short section of hose to allow the saw to be pulled away from the wall if I need

more clearance.

The 4" dust collection ports are welded onto the sheet metal saw enclosure, and the sheet metal was stamped into a grill that would prevent anything larger than 1/2" from going into the dust collector. I found that the long shavings from wet wood clogged



the grill, and since I'm using a cyclone and don't worry about drawing large material into the impeller, I cut out the grill using an abrasive wheel. Even with the grills cut out of the dust collection ports, a lot of sawdust was left inside the cabinet. Looking at the gaps in the sheet metal and the area around the lower blade guides, they seemed small for the volume of air that was moving through the two 4" ports. I added a 4" louvered air intake to the lower door. This increased the volume of air drawn through the saw and



increased the amount of sawdust captured. Now, almost all of the sawdust is removed by the dust collector. Only a small amount is left behind in both compartments. I leave the dust collector on and blow out the dust with an air hose at the end of the job, especially after cutting wet wood.

Blade Guides

The Laguna uses ceramic guides. I've had to replace a few due to damage from a bent blade, an easy fix using CA glue. The guide locking and adjustment hardware I found to be difficult to adjust and impossible to lock in place. I replaced the hand wheel style hardware with cap head machine screws. I hardly ever need to adjust the guides, but then again, I'm only roughing out bowl blanks, not re-sawing lumber for furniture or veneer.



Tires and Blades

I've replaced the tires twice. I melted the original tires fighting a 12" thick piece of elm with a dull blade. WWC to the rescue, they stock Carter 14" tires that were a perfect fit. I was able to replace both tires without removing the wheels from the saw. I've learned my lesson about replacing blades, but can't figure out why one blade will last six

months while the next is toast after two weeks with similar work loads. I kept a carbide blade on it for about a year, cutting fine, but the blade fatigued and broke. The next carbide blade lasted only a month. It wasn't worth the \$120, so I'm using \$20 blades and changing them when the going gets tough.

“Remove Before Flight”

My old Delta saw didn't have a tension release lever and I always forgot to release tension on the spring after using the Laguna. I stole an idea from the aviation industry and screwed ribbons of orange surveyors' tape to the handle. I can see the position of the handle from the door to my shop so I can see if I've forgotten again to lower the handle. I stand at the door and point at the bandsaw, breaker panel, and task lights to confirm that everything is off. This is the “Point and Call” safety system used by New York MTA train operators to ensure that they don't strand passengers on the train by leaving a car in the tunnel when they enter a station. Check out this article on where it was developed! <https://www.atlasobscura.com/articles/pointing-and-calling-japan-trains>



Extras

New machines come with accessories and components that most users need. If you don't use them, they just get in the way. (Like the safety cage on the PM lathes). The saw came with a ruler and fence, but I never use them. I hang the fence on the front rail to keep it out of the way, and the ruler is in a box. I still have them if anyone needs them.

All in all, I really like the saw, and like it even more after my modifications. I'm glad I got the 220v version with the 2.5 hp motor. It will cut all day if the blade is sharp, and it needs little maintenance.



Beads Of Courage - Revisited

Recently, while photographing at Children's hospital, I was introduced to one of the directors there and I inquired as to whether they participated in the Beads of Courage program. Absolutely, she told me, in a number of their departments. So I proceeded to tell her about what we do at MCW and the bowls we have donated to John Hopkins. So she asked me to send her some more information and some photos, which I did. She was ecstatic, amazed at our woodworking talents, and VERY interested in working with us. This was great news, I thought, until I passed on the information to our BoC liaison, Steve Price. It seems we are not as active as we once were, (do check out the links of our past donations at the end of this article).

I wondered why this was, maybe because kids are not getting ill anymore, and don't have need for boxes to contain their beads of Courage. NOT! Contrary to popular belief, there is still a need, greater than ever, and we can fill a little bit of that need with our talents.

We haven't had a club challenge in a long while and this is a great opportunity to start one. I would like to present a

MCW club challenge to make 20 Beads of Courage bowls by September 1st to present to Children's Hospital.

The following are a couple older articles on our previous BoC involvement, please read.
(Mike Colella, Editor)



Beads of Courage Review (Gary Guenther)

Thanks to everyone who participated, our 2016 MCW Beads of Courage Program, Directed by Jeff Tate, has been a great success. While this is a continuing Program, and I know that several people, including Jeff and Stan Wellborn, are making more BoC boxes for delivery this year, after our recent visit to Hopkins, I think it's a good time to look back at what it's all about and what we've accomplished to date.



Here is a good article that gives some background into what the international Beads of Courage program is all about



www.bechildcanceraware.org/beads-of-courage,

and the following article has some examples of the individual beads and what they are for.

<http://mix941kxmj.com/cmn-beads-of-courage>

MCW got into the program last year by participating with the American Association of Woodturners, our national organization, and delivered a number of BoC boxes to them at the Pittsburgh Symposium. These boxes were distributed to pediatric oncology units in the Pittsburgh area. <https://picasaweb.google.com/106891946865477202075/MCW2015BeadsOfCourageDonations>

This year we decided to keep it local and formed a liaison with Johns Hopkins Pediatric Oncology unit in Baltimore. Here are the boxes you made and donated:

<https://picasaweb.google.com/106891946865477202075/6283296442187191809>



Jeff and I delivered these boxes and wands to Stephanie Davis, Senior Associate Director of Development, at the Johns Hopkins Children's Center Pediatric Oncology unit on June 3. Director Davis (final photo at the end) was very grateful and gave us a tour of their impressive facility. During this touching and satisfying experience for us, she presented several of the boxes, including both of Bob Grudberg's, on the

spot to their gleeful new owners and parents. By now, all of the boxes and wands are in appreciative hands.

To help give you a small impression of what took place during this intense and rewarding lifetime experience, here are a few photos of the recipients.



Eliot Feldman's small box went to a mother whose seriously-ill child we met. She has just one special "bumpy bead" to keep in it. (Bumpy beads represent significant "challenges".) This box is smaller than we normally recommend, but it turned out to be just perfect in this situation. She was very excited to have it; the smile in the above photo says it all. Priceless.



MCW Outreach – Beads of Courage (Gary Guenther)

My original introduction to woodturners participating in the national Beads of Courage program came as a result of the AAW "ReTURN to Community" program with its current goal of delivering a large number of lidded wooden bowls (a.k.a. "boxes") to three medical centers in Pittsburgh as part of the Symposium. Recently, however, through contacts with Chesapeake Woodturners and Baltimore Area Turners, I have learned that the Johns Hopkins Sidney Kimmel Comprehensive Cancer Center in Baltimore also participates in the BoC program.

I believe the three medical centers in Pittsburgh will receive more than enough BoC boxes from AAW, so I have decided to have our MCW donations go to Johns Hopkins. I like the "local" aspect and the fact that they will not be overwhelmed with an overabundance. I have established contact with the Pediatric Oncology Division for this purpose. Here is what the program is about in their own words:

Johns Hopkins Pediatric Oncology is pleased to participate in Beads of Courage, a national program designed to honor the challenging journey that children take while experiencing cancer and related treatments. The Johns Hopkins Beads of Courage Program has been an overwhelming success due to the generosity of Courtney's Fund and the multi-disciplinary collaboration of the Pediatric Oncology Team. Through the program, a child receives colorful beads to commemorate procedures, tests, and treatment milestones they have achieved. This program rewards children for their accomplishments, and allows them to celebrate and track their progress. More than that, it also gives children a way to get through future procedures, because they know that, at the end, they will get another bead to add to their collection.

Patients as young as three-years up to twenty- years of age find joy and pride in the experience of receiving, tallying, and telling others their stories about the significance of their beads. The collection of beads becomes a meaningful symbol of courage and bravery and serves to remind them, their family, and friends of all they have accomplished along their unique treatment path. It is not uncommon for children to amass bead strands that are multiple feet long, filled with beads that represent the child's treatment history. Not only do the beads allow children to remember their journey through cancer, and their accomplishments, but the beads also provide closure to the parents.

In some of the literature below, it mentions a minimum diameter of five inches. From looking at many photographs of these boxes in use, I believe that is too small. I recommend diameters in the 7-to-8-inch range. If you choose, you can incorporate a BoC bead in your design. I have some to hand out if you wish to use one or more.

MCW Outreach – Beads of Courage (Steve Haddix)

[Ed. Note: photos are generic.]

They didn't have the "Beads of Courage" program when my daughter, Julie Ann, was growing up. If they had, we would have stopped counting beads at over 300, one for each hospital stay she had from age 5 to age 15 when we quit counting. I think the Turned Box Challenge to support the beads program is fantastic, and I'd like to encourage our club turners to participate. We each have the opportunity to give a child something to help them recognize the challenges that they've already stared down and to remember that they have the courage to face those still ahead of them.

It's a sad part of my daughter's life that several of the friends that she made growing up are no longer with us; sometimes even courage isn't enough. But I have seen firsthand how much it means to these little ones facing severe challenges when a person does something special



just for them and they see that there are people out there that are rooting for them. You just can't appreciate how big a smile can be until you see a child in the hospital receive an unexpected gift, and they discover that somebody out there cares enough to take time out of their busy lives just for them.

Julie Ann made it through the worst stage of her disease and is doing well at 19 (still getting treatments, but we can now go 3 weeks between them). I shared this Program with her, and she loves that the club has taken on this Challenge. She reminded me that many of the kids in these programs are very young, and our designs should take that into account. Just a few things to consider if you decide to participate -- can your box design take a tumble off a hospital tray and survive? Will the finish allow being thrown in a bag in a hurry for yet another visit to the hospital? Can the bowl be cleaned and sterilized with an alcohol wipe (i.e., no shellac as final finish)? Most importantly, did you think like an 8-year-old when creating our design! Think FUN-ctional!

If you have ever met a kid facing down a series of painful procedures or long-term therapies, then you already realize how courageous they truly are and how truly deserving they are of the little time that we can spend to help brighten their days! Think creative, have fun, and know that somewhere there is a kid, sitting in a gown on a hospital bed, who is going to be smiling from ear to ear when they get your box. Enjoy making that difference.

...Steve

Images for dozens of other styles of BoC lidded bowls can be seen at <http://www.swaturners.org/beads-of-courage/2013/category/26>

General BoC informational Album (23 images)

<https://goo.gl/photos/ceagnRSv6oz4628A9>

2015 boxes (donated to AAW Pittsburgh)

<https://goo.gl/photos/SAnWpRVpwifyGTAV6>

2016 boxes for Hopkins

<https://goo.gl/photos/gXxfwSrN4PDkBKwWA>

2016 delivery at Hopkins

<https://goo.gl/photos/8QGHKheHQj35mJCNA>

2017 Spring, boxes for and delivery at Hopkins

<https://goo.gl/photos/SzruuvusxxbrDz6T6>

MCW club challenge to make 20 Beads of Courage bowls by September 1st to present to Children's Hospital.

Show & Tell Gallery - May 2020

From our virtual meeting in May, the following pieces were shown online. Thanks to all those who participated.



Roman Steichen - original wood blank



Roman Steichen - molding bowl preparing to mix resin



Roman Steichen- stabilized blank with 3 colors



Roman Steichen - bowl now filled with \$50 of resin



Roman Steichen - completed bowl - 4" x
9-1/4"





Roman Steichen - resin-filled crab apple blank



Roman Steichen - completed resin-filled crab apple ring bowl





Joe Barnard - spalted maple - original turning



Joe Barnard - small box



Joe Barnard - spalted maple - turning modified



Ken Lobo - box, 4-1/2" x 2", cherry with ebonized top, details with router on lathe



Ken Lobo - 5-1/2" diameter - plates with routed details



William Flint - natural-edge
elm burl (outside)



William Flint - natural-edge elm burl (inside)






William Flint - natural-edge holly





Tim Aley - burned and colored platter, sycamore, "Sunset over a Sandbar", spalted off the tree





Mike Colella - wands with resin filled inlays, cut on CNC



Mike Colella - wood jewelry cut on CNC, 1) mahogany filled with blue resin, 2) purpleheart, and 3) cherry .

CLICK IT – Web Site of the Month (Gary Guenther)

A recommendation of a link I believe to be worth your time:

Both Click It and Video View this month will both be dedicated to our friend, Allen Alexopulos, who has demonstrated for MCW twice and has also participated as a member of our January Critique Panel.

Allen has a lovely, very professionally-done web site at <https://www.lathescapes.com/> that I think is worthy of your attention. Learn more about Allen and check out his Gallery (tab) of outstanding work. His works are available for sale at HorseSpirit Arts Gallery (now online due to COVID-19) in Savage Mill.

**VIDEO VIEW – Video of the Month** (Gary Guenther)

Online woodturning action for your viewing pleasure

Allen Alexopulos is a member of Chesapeake Woodturners and has his studio in Annapolis. He was scheduled to host an in-person shop tour, sponsored by the Maryland Federation of Art, before all the strangeness happened. Instead, MFA has highlighted Allen in a video Virtual Shop Tour (11:45).

https://www.youtube.com/watch?v=_8B4Ez4iP_8

It's billed as "A short video describing woodturning and showing my studio and some of my woodturnings. The video was created for the Maryland Federation of Art. This "Virtual Tour" is a COVID-19-forced alternative to physical tours that were originally scheduled for this year. All feedback is welcomed!"

Watch and enjoy.



Treasury report - May 2020 (Tim Aley)

Begining Balance	4,050.59			
April Income 2020			April Expenses 2020	
Membership 2020	<u>\$145.00</u>		Demonstrator	\$250.00
Demo Fee	\$5.00		Paypal fee	<u>\$0.45</u>
Total	\$150.00		total	\$250.45
Ending Balance	\$3,950.14			

MCW's Website, by Jeff Struewing

Ever visited our website at montgomerycountywoodturners.org? Not been there in a while? Please check it out and provide any feedback to our webmaster Jeff Struewing (jeff@struewing.us).

The club newsletter "Turning Journal" contains almost all the information a member needs and is distributed by email monthly, so it is your primary source for all things MCW. Much of what is in the newsletter is also on the website, but there are a few things available only (or at least more conveniently) on the website. This article will provide a brief overview of the website and highlight a few things unique to it, especially the new feature to make online donations for remote (Zoom) demos.

The Home Page

This is what the top of the Homepage looks like:



[HOME](#) [MEETINGS & EVENTS](#) [NEWSLETTERS](#) [OUTREACH](#) [MEMBERSHIP](#) [MISC](#)

Montgomery County Woodturners

Montgomery County, Maryland Chapter of the American Association of Woodturners

Home

Montgomery County Woodturners (MCW)

We are a group of woodturners with skills varying from novice to professional. We share the passion to create beautifully turned objects from various types of material, much of which would otherwise be destined for the fireplace!

New members are always welcome! To join MCW please click [this link](#), fill out the form and bring it with your check or mail it to address listed on the form. We meet monthly in Rockville, MD, and we would love for you to join us for a demonstration and for fellowship. We provide camaraderie and education through demonstrations and discussions at monthly meetings, through articles in the monthly [newsletter](#), and access to a wide array of information on our web site.

MCW is a local chapter of the [American Association of Woodturners](#). The AAW is an international non-profit organization dedicated to the advancement of woodturning and has over 15,000 members in 27 countries. Many AAW members also belong to one (or more) of over 350 local chapters. Although MCW is a local chapter of the AAW, an individual's membership in our chapter does not confer membership in the AAW or vice versa. Membership in AAW is encouraged as it provides an additional source of great information (quarterly journal, national symposiums, members-only resources) and services not available with MCW.



Montgomery County Woodturners meet monthly around 6:30pm at the [Woodworker's Club](#) in Rockville Maryland. However, during the COVID-19 pandemic, we have switched to remote Zoom Demos.

To help defray costs, we ask that attendees pay a "demo fee" by making a \$ contribution at [this page](#).

2020 Meetings & Events







You can scroll down and see a table of the current year's events. Hyperlinks in the table take you to the photo albums (many of them fully "captioned" - you almost feel like you were at some of the demos).

Montgomery County Woodturners meet monthly around 6:30pm at the [Woodworker's Club](#) in Rockville Maryland. However, during the COVID-19 pandemic, we have switched to remote Zoom Demos.

To help defray costs, we ask that attendees pay a "demo fee" by making a \$ contribution at [this page](#).

2020 Meetings & Events

					
Month	Meeting	Gallery	Program	Events	
January	1/9/20	Gallery	Panel Critique		
February	2/6/20	Gallery	Member Tips & Tricks		
March	3/12/20 Cancelled		Mark Supik - Between Center Pieces Postponed due to COVID-19	3/15/20 10-1pm (Sun) Skills Enhancement - Cancelled 3/18/20 12:00-2:00 (Wed) Wounded Warrior Pen Turning - Cancelled Blackrock Exhibit Damascus Library	
April	4/9/20, 6:30pm ZOOM Virtual Meeting See Apr 5 email from Mike for password		Mike Colella - Photographing Your Work	4/15/20 12:00-2:00 (Wed) Wounded Warrior Pen Turning - WWC Cancelled 4/24/20 12:30-2:30 (Fri) Wounded Warrior Pen Turning - WWC Cancelled	
May	5/7/20, 6:30pm		Mike Peace Remote (Zoom) Demo	5/8/20 12:30-2:30 (Fri) Wounded Warrior Pen Turning - WWC - Cancelled 5/10/20 10-1pm (Sun) Skills Enhancement - WWC - Cancelled 5/27/20 12:00-2:00 (Wed) Wounded Warrior Pen Turning - WWC - Cancelled	
June	6/11/20, 6:30pm		Dick Gerard Remote (Zoom) Demo Pay Demo Fee here	6/12/20 12:30-2:30 (Fri) Wounded Warrior Pen Turning - WWC 6/17/20 12:00-2:00 (Wed) Wounded Warrior Pen Turning - WWC	
	7/9/20, 6:30 PM		Ed Petty Remote (Zoom) Demo		

Look across the top of the page to see additional sections, including Newsletters, Outreach, Membership, and Misc. These will be touched on only briefly.

Online Donations

You will notice that just above the 2020 Meetings & Events table (and in the table entry for the Demo) is a new link for making online donations: “To help defray costs, we ask that attendees pay a “demo fee” by making a \$ contribution at [this page](#).



When you click on the link, it takes you to the page shown below:

Remote Demo Fees

Thank you for attending the remote Zoom demo by Dick Gerard. We ask that you make a donation of at least \$5 to offset the club's cost. You can do this through PayPal below, or by sending a check to our treasurer Tim Aley, 211 Kent Oaks Way, Gaithersburg, MD 20878. You don't need to have a PayPal account to use the button below.



As stated, you can make a donation for the demo fee by either sending a check to our Treasurer, Tim Aley, or by using the PayPal donation button. You don't have to have a PayPal account to use this button.

The Donate button takes you to our new PayPal payment page, shown below:

Donate to
Montgomery County Woodturners
Purpose: MCW Demo Fee Donation

\$5.00
USD

\$10.00
USD

\$15.00
USD

Other Amount

Donate with PayPal

or

Donate with a Debit or Credit Card

[Cancel and return to Montgomery County Woodturners](#)

If you don't have a PayPal account, you can input your credit card information to make your donation. The club and its website don't store any credit card or payment information. It is as easy as that, and you can help support the demonstrator program of the club! Hopefully we can adapt this for annual membership fees in the coming year.

Contact Another Club Member

Ever needed to contact another club member but don't have their contact information? One feature available in the Members Only section of the website is a listing of member names, telephone numbers, and email addresses. It is accessible [here](#). This is available only for members and is password protected (let Jeff know if you have lost or forgotten yours). If you for any reason don't want your name and limited contact info listed here, let Jeff know.

Listing of Prior Demonstrators and Topics

Ever wondered if someone has demonstrated for MCW? Or whether anyone has ever demonstrated on "Spirit Vessels"? Know how many times Ed Karch demonstrated? Well, another convenient resource on the website is a listing of all demonstrators and topics since the first meeting in 2007

(thanks to Steve Drake for a historical file with much of this info). You can view, search, print and download the complete list as an excel file from the website, found [here](#).

MCW Monthly Demonstrators/Programs

Show 100 entries

 Search:

Date	Presenter	Comments
01/04/07	none	Inaugural meeting
02/08/07	Phil Brown	Turning green and spalted wood
03/08/07	Doug Pearson	Surface Treatments and Other Enhancements.
04/12/07	Ed Karch	Surface treatments
05/10/07	Clif Poodry	Spirit vessels
06/07/07	David Fry	Design and techniques
07/12/07	Alan Leland	Turning a Stool with Alan Leland
08/09/07	Dean Swaggert	Open Segmented Turning
09/06/07	Ed Kelle	Turned and Carved Vessels
10/11/07	Brian Butters	Christmas ornaments with eccentric icicles
11/08/07	Bill Grumbine	Spindle Duplicating Using the Skew and Other Spindle Techniques
12/06/07	Don Couchman	Turning Pens
01/10/08	Ron Brown	Natural-edge Bowls in the Ellsworth Style
02/07/08	Clif Poodry	Coring System
03/06/08	Michael Blake	Making Tool Handles

Member Websites

Do you have your own website or Facebook page? Wonder if someone else does? You can find this information on our [website](#), although I am almost certain it is incomplete. Please let Jeff know if you have a site you would like listed, or to correct anything already there.

Member Websites


[Joe Barnard](#)

wood-crafted



[Mike Colella](#)

Sleeping Beauties



[Ellen Davis](#)

Twisted Tree Designs



[Rich Foa](#)

Rich Foa Creations



[Bob Grudberg](#)

Wood Turnings by Bob



Do you have your own website or Facebook page? Wonder if someone else does? You can find this information on our [website](#), although I am almost certain it is incomplete. Please let Jeff know if you have a site you would like listed, or to correct anything already there.

Tips & Techniques (YMMV)

Your Mileage May Vary (YMMV) by Gary Guenther and articles by other MCW members

Lathe mounted tool holder	Power drill trigger block
Power strip safety switch	Thoughts on CA glue
Use of S-shaped tool rest	Simple sawbuck (sawhorse)
Cindy Drozda tips	Spindle chatter
Leveling a hand drill	Effective lighting
Steve Russell educational articles	Small wooden balls with sharpened pipe
Symposium tips for first time attendees	Minimum shaft diameters for hollowing
Removing the heel of bevel from gouges	Tennis ball jam chuck
4 tips from Jamie Donaldson	Using CA glue to move center point
Stability of round-bottom bowls	Bradford Pear
Sanding without sand	The color black
Steb centers	Poor man's coring tool -Sorby Slicer
Blind hollowing	Jam chuck for hollow forms
PVC jam chuck	Paul Fennell tools
Moisture content and wood shrinkage	Photo archive
Sanding disc storage	Centering on a glue block
Wood bleach	Paint circles

Tips & Techniques

Another useful part of the website, at least in my case, when I was a brand new turner, is a compilation of [Tips & Techniques](#).

Hopefully this gives you a sense of what we have available on the website, so check it out to see what else is there. If you notice any bad links, have comments, corrections, or suggestions, let Jeff Struewing know.

MEMBERSHIP

As membership chairman, I was asked to write a membership policy that incorporated all the various aspects of what Montgomery County Woodturners has been doing over the years and is in accord with our current bylaws. Below, you will find a copy of the new proposed policy. It defines what is included in the various memberships that we have and adds two new membership types - Businesses and Life.

The intention behind the Business membership is as a benefit for the employees of a business such as an art gallery or a cabinet-making shop. While I do not know of any current businesses that are likely to take advantage of this opportunity, having it in the policy allows us the freedom to move forward should a business want to take advantage of it.

The intention behind the Life membership is to allow a long-time member that has donated time and effort as a club officer to make a large one-time payment and avoid dealing with the annual dues payment.

I also want to say that the, due to the Covid-19 pandemic, the cutoff date for membership has been postponed until July 1. There are currently 83 paid members, 3 members that have said they are sending in checks, and 18 people that have not been responding to my emails. Anyone that has not paid by July 1 will be removed from the email list for club emails. You can log into the MCW website and check for your name on the membership list. If you have any questions about your membership, feel free to contact me (skdjmbd@gmail.com).

I hope you are all being safe and productive in your turning.

Steve Drake

Montgomery County Woodturners Membership policy Version 1 6/1/2020

Membership in MCW is open to all individuals on an equal opportunity basis and may include hobbyists, students, amateur or part-time turners, professional turners, master craftsmen turners, collectors, galleries, dealers, and retail sales. Individuals can become members by applying and paying the annual dues as determined by the MCW Board and approved by the membership.

The benefits of paid membership are to: receive club emails, attend member meetings, vote on club business, serve as an officer, be listed on the website membership roster, receive club-negotiated discounts, and to participate in club projects, drawings, workshops, skills sessions, and other events. All paid memberships run on the calendar year.

Unless otherwise directed by the board, all previous year's members will be granted an automatic extension until April 15th. Any member that does not renew their membership by April 15th will be eliminated from the membership rolls. Former members are allowed to continue to receive the MCW newsletter as Guest members.

There are 7 types of membership: Guest, Student, Individual, Family, Business, Life and Honorary Life.

Guest membership - Guest membership is an open invitation by the club to participate in a club meeting at no cost. A guest may attend up to 2 meetings per 12-month period before they will be asked to join the club by paying dues and supporting club activities. Guest members cannot receive club emails or participate in drawings, workshops, skills sessions or other club activities. They can sign up to receive copies of the newsletter via email. Special fees such as demo fees are waived for Guest members.

Student membership - Student membership (also called Apprentice Turner) is for individuals ages 11 to 17 as of January 1. Said student must have a sponsor that is at least 18 years old that will accompany them to all club activities and is responsible for the student's activities. If the student's parent/guardian is not the sponsor, they must designate a sponsor for each activity and it is the sponsor's responsibility to obtain written permission from the parent/guardian for each activity. This sponsor does not need to be a member, but the sponsor will not be allowed to participate in any club activities other than attending club meetings if they are not a member. As an example, a student may participate in skills or the fair demonstrations if the sponsor is present but a non-member sponsor is not allowed to participate, merely observe. The student member is entitled to all benefits of paid membership listed above except voting privileges and can supply up to 2 email addresses to receive emails. Special fees such as demo fees are waived for Student members.

Individual membership - Individual membership is for 1 person. That member is entitled to all benefits of paid membership listed above and can supply up to 2 email addresses to receive emails.

Family membership - Family membership is granted to a primary member for individuals related to the primary member, is limited to 5 total members, and is not limited in geographic location. The relationship may be through family, marriage or civil partnership and the primary member will be responsible for informing the club of the members and relationship included under the membership. These members are entitled to all benefits of paid membership listed above and can supply up to 2 email addresses each to receive emails.

Business membership - A business membership is for businesses and their employees. The business will provide and maintain a list of up to 10 employees that will be entitled to all benefits of paid membership listed above and each member can supply up to 2 email addresses to receive emails.

Life membership - After at least 10 years of continuous membership in MCW and at least 3 years of service to the club as an officer, an individual qualifies to purchase a Life membership. Individuals with Life membership are entitled to all benefits of paid membership and each member may submit up to 2 email addresses each to receive emails.

Note that the Life membership is not transferable and extends for the life of the individual or the club, whichever is shorter.

Honorary Life membership - An Honorary Life membership may be granted to an individual by a consensus of 6 members of the Board members in recognition of outstanding service to the club. The board may also grant Honorary Life membership by a consensus of 6 members of the Board members to family members in honor of a deceased family member who has provided outstanding service to the club. Individuals granted an Honorary Life membership are entitled to all benefits of paid membership and each member may submit up to 2 email addresses each to receive emails. Note that the Honorary Life membership is not transferable and extends for the life of the individual or the club, whichever is shorter.

Prices of membership as of 6/1/2020:

Guest membership = Free

Student membership = Free

Individual membership = \$25/year

Family membership = \$35/year

Business membership = \$100/year

Life membership = \$250 (10 times the cost of a yearly individual membership after qualifying to apply)

Honorary Life membership = Free

All new memberships except Life membership shall be prorated on the quarterly basis for partial years. The Membership chairman has the authority to waive individual or family membership dues for one year in cases of financial hardship. Said waiver will be kept confidential within the board. There is no multi-club discount for membership. Once paid, membership dues are not refundable except as noted below.

Membership may be terminated by a unanimous vote of the Board for conduct unbecoming a Member of the MCW. If the member under consideration for termination is an officer, that member must recuse themselves from the vote and the remaining Board members must be unanimous in their vote for termination. The Membership dues will be prorated and refunded, and the former member is barred from membership for a period to be determined by the Board based on the nature of the conduct.

Except as noted above for Guest and Student members, having paid membership dues does not override the need for any special fees associated with a specific club event such as a demonstration fee, a picnic, or an exhibition.



Members in the news

Tim Aley & Paul Sandler	Tim Aley And Paul Sandler are members of the Gaithersburg Artist Collective. We are a co-op of artists in many mediums. Our current show is at a pop-up gallery at 26-A Grand Corner Avenue, Gaithersburg, MD 20878.
Paul Sandler	I also have some utility items for sale at the Something Earthy Pottery Studio at 24410 Hipsley Mill Road, Laytonsville, MD 20882, and I have submitted to the Black Rock show, but haven't heard back as yet.
Tim Aley	Showing in the Chesapeake Montpelier Mansion show
William Flint	I also sell on Etsy. My shop name is UFOKing, the direct link is https://www.etsy.com/shop/UFOKing

Turn For the Troops (Roman Steichen)

I have blank pen kits. Let me know and we can arrange a pick up location.
Roman

WWP (Don Van Ryk)

Greetings all.
Sadly, but not unexpectedly, the two WWP pen turning sessions scheduled for June have been cancelled. Better luck next month.
Stay well everyone.





AAW has been running Voices, a video series of conversations on a variety of woodturning topics, available to AAW members. The notice of the posting of the final three segments is below.

As I looked at the information on the website, it was good (but not surprising) to see that three of our special friends and members helped make this series a reality. The list of sponsors includes friend Fleur Bresler, and friends and members Jerome Kaplan and Stan Wellborn.

[This video series has been made possible thanks to the generous support of the following members: Jeffrey Bernstein and Judith Chernoff, Ronald Bishop, Fleur Bresler, David Ellsworth, Harvey Fein, Richard Hogue, Jerome Kaplan, Dale Larson, Craig Lofton, Daniel Quackenbush, David and Ruth Waterbury, and Stan Wellborn.]

Please take a moment to thank them (but not in a "reply to all") for all that they do for our craft. As for me: Thank you. We appreciate your membership, friendship and support.

Bob

Voices Video Series - FINAL Releases



[Voices Video Series](#)

Being successful as a woodturner is about more than skill at the lathe. The Voices video series invites you into intimate conversations with successful studio and production turners, as they discuss big concepts and small details. Learn about cultivating creativity, aesthetics, originality, design principles from form to finish, as well as developing the business mindset, with information about business skills, marketing, photography, and pricing.



Sponsors

This video series has been made possible thanks to the generous of support of the following members: Jeffrey Bernstein and Judith Chernoff, Ronald Bishop, Fleur Bresler, David Ellsworth, Harvey Fein, Richard Hogue, Jerome Kaplan, Dale Larson, Craig Lofton, Daniel Quackenbush, David and Ruth Waterbury, and Stan Wellborn.

The Voices

These videos feature the insights and expertise of the following makers and collectors: John Beaver, Jerome Blanc, Trent Bosch, Marilyn Campbell, Darrel Copeland, Barbara Dill, David Ellsworth, Jean-François Escoulen, Charles Farrar, Harvey Fein, J. Paul Fennell, Keith Holt, Michael Hosaluk, Steve Keeble, Dale Larson, Albert and Tina LeCoff, Dave Long, Rudy Lopez, Glen Lucas, Arthur and Jane Mason, Graeme Priddle, Joe Ruminski, Avelino Samuel, Merryll Saylan, Betty Scarpino, Mark Sfirri, David Wahl, Rob Wallace, Derek Weidman, Molly Winton, and Andi Wolfe.



Creativity Part 1 (TRT 1:35)

[To see the entire series click here](#)

Voices is a series of video conversations produced by AAW about our craft beyond the lathe. It is available to AAW members upon signing into their accounts. The AAW website notes the following:

As you can see in the above announcement, the list of sponsors includes a number of our friends and members. Jerry Kaplan and Stan Wellborn are members as well as friends. Both Jerry (and Deena) and Fleur Bresler have invited us into their homes to see their extensive collections, and Fleur has been a panelist for our annual Critique. The club has been to Jeff Bernstein and Judy Chernoff's home as well, and they have served as panelists for our Critique. Additionally, Steve Keeble, one of the participating Voices, has also been a panelist for us.

MCW is fortunate to have such kind and generous colleagues and we hope that members reach out to them to thank them for their contributions to both MCW and woodturning in general.

And speaking of AAW, our national organization has put together a three-day (July 10, 11, and 12) virtual program to replace the canceled Louisville event this year. AAW has confirmed that "the Virtual Symposium is open to all, but non-members do need to create an account in order to register. Or they can join with an Affiliate membership which will give them a trial run for three months. This is the link for that membership - <https://www.woodturner.org/Woodturner/Join-Pages/Affiliate-Membership.aspx>."

The AAW website announcement as of June 5 is below.

AAW will launch its first-ever three-day online "Virtual Symposium" July 10-12, 2020.

The all-online event will feature live educational woodturning demonstrations, special interest sessions, panel discussions, live auctions, Instant Gallery, prizes drawings for attendees, a virtual trade show, and more.

- Demonstrators for the event will include woodturning pros Trent Bosch, Cindy Drozda, Rudy Lopez, Glenn Lucas, Mike Mahoney, and Craig Timmerman. Topics will be announced.
- Panel discussions will include social media/business, artistic practice, and an Instant Gallery critique.
- Special Interest Sessions will include Gizmos and Gadgets, a presentation of "best of the best" woodturning tips, and a Women in Turning (WIT) presentation.
- Each registered attendee may send an image to include in the Virtual Instant Gallery.
- The cost for all three days of programming is \$20.20 (nonrefundable), which includes access to a replay of recorded Virtual Symposium content for up to two weeks following the event.

The official schedule and additional details will be available soon.

Registration closes July 3.

World Connections - Links and other noteworthy places.

This page will be dedicated to useful and noteworthy links, Feel free to email me with suggestions: michaeljcolella@gmail.com

AAW: <https://www.woodturner.org/>

Arrowmont: <https://www.arrowmont.org/>

Women In Turning: <https://www.woodturner.org/?page=WIT>

The Woodworkers Club: [The Woodworkers Club](#)

MCW Facebook page: <https://www.facebook.com/groups/194941367515051>

AAW Photo Gallery: <http://www.aawforum.org/community/index.php?media/>

Worth checking out to see some amazing work.

Mark Supok: <https://www.marksupikco.com/>

AAW - Maker Photo Gallery



Liberty

Walnut hollow form 11 3/4" tall x 17" wide; carved, pyrography, dyes.

June 2020

Charlie Saul

Chapter Positions

President	Bob Anderson	Robert.anderson4@verizon.net	301-270-6005
Vice President	Jeff Gilbert	jmgilbert3@verizon.net	301-460-6928
Program Chair	William Flint	wt_eff@verizon.net	301-379-2046
Secretary	Gary Guenther	gary.c.guenther@gmail.com	301-384-7594
Treasurer	Tim Aley	Taley16922@aol.com	301-869-6983
Membership Chair	Steve Drake	skdjmbd@gmail.com	301-208-8265
Newsletter Editor	Mike Colella	michael.j.colella@gmail.com	301-942-2853
Webmaster	Jeff Struewing	jeff@struewing.us	240-988-6422
President Emeritus	Ellen Davis	ellen@twistedtreedesign.com	301-728-5505

Volunteers

Wounded Warrior Support Program Director	Don Van Ryk
Skills Enhancement Program Director	Steve Haddix, Duane Schmidt assistant
Public Library Exhibit Committee	Joe Barnard, Mary Beardsley assistant
Beads of Courage Program Director	Stephen Price
Turning Works Program Director	Ellen Davis
Montgomery County Ag Fair Program Director	Tim Aley, Paul Sandler (assistant)
Turn for Troops Project Leader	Roman Steichen
Pen Skills Enhancement Program Director	Roman Steichen
Lending Librarian	John Laffan
Videography	Joe Stout, Joe Barnard, Joe Mosli
Gallery Photography	Mike Colella
Candid Photography and Web Albums	Tim Aley, Gary Guenther, Mike Colella
Show Tell & Ask Leader	Mike Colella
Show Tell & Ask Recording and Trucking	Richard Webster and Paul Sandler
Demo Fee Collection	Bob Grudberg
Setup Committee	Paul Sandler, Jeff Struewing
Clean-Up Committee	Paul Simon, Paul Sandler
Discount Deacon	Steve Drake
Bring Back Challenge Ticket Giver	Bob Grudberg
Activities Arranger	Tim Aley
Backup Treasurer	Ellen Davis
Backup Webmaster	Stephen Price
Backup Newsletter Editor	Mike Gerech
Backup Secretary	Steve Drake

MCW Resources

Our Hosts: Our most important resource is our space. We are deeply indebted to our hosts, [The Woodworkers Club](#), for their continuing support in sharing their facility with us. Please give Amy, Chris, Matt, and Ralph your individual expressions of appreciation, both verbally and with your wallets. If you need something, they will get it for you, either off the shelves or from the catalog – with no shipping charge. Please help support them.

MCW Hands-on Mentoring Program: Hands-on mentoring is one of the most effective ways of learning turning techniques, tool use, and safety. We all have unique knowledge and ideas to impart. We encourage all Members to sign up to share a few hours of their time and knowledge at the lathe with each other, on a peer-to-peer basis, either in their homes or at Skills Enhancement sessions. We particularly encourage our new Members and beginners to use this opportunity to learn techniques and safety. Please let Ellen Davis at Ellen@TwistedTreeDesign.com know if you would like to participate.

Skills Enhancement: Once a month, we have an open lathe session at WWC, either on Thursday's before the meeting or on the Sundays after the Meetings, under the guidance of Steve Haddix. Please check the Newsletter and Web Site Calendars for monthly dates and reserve a limited slot in advance with Steve Haddix. Everyone shares skills and information, and its lots of fun.

MCW Facebook Group: MCW has a private Facebook Group. Use it to post pictures of your work, ask questions, check out upcoming events, and it provides another venue for our members to get to know each other better. Go to <https://www.facebook.com/groups/194941367515051/> and request to be added to the group.

MCW Lending Library: Books and DVDs are available for borrowing. We have a great selection of video demonstrations and instructional materials from many top professional turners. If you missed a Meeting and would like to see the Program, you can check out the DVD. Please sign the form to check them out from John Laffan. If you have titles out, please return them promptly. There is no charge for this service.

Silent Auction: Not everyone has access to a chainsaw or a band saw, which makes it nice to have access to reasonably-priced, properly-sized turning blanks. Please bring your 'road kill' to share with other Members.

Discounts: Steve Drake has assembled a selection of retailers who provide MCW Members with monetary discounts. First and foremost, of course, is the Woodworkers Club, but we have a number of others too. Please check out the list of participating merchants on the Web Site or at the end of each Newsletter.

Web Site: <http://montgomerycountywoodturners.org> Thanks to Webmaster Jeff Struewing we have an outstanding Web Site.

Newsletters: The MCW Newsletter Archive, accessible on the website, is a tremendous resource, containing the complete history of all MCW programs and activities from day one, as seen on a monthly basis through the years. All past issues back to Volume 1, Issue 1 in 2007 are available at <http://montgomerycountywoodturners.org/newsletters/>



Member Discounts

Woodworkers Club Rockville, Maryland (www.woodworkersclub.com). The Woodworkers Club, a Woodcraft affiliate, offers MCW Members a 10% rebate on all regularly priced items. After reaching certain plateaus of spending, you will become eligible for a rebate which you will receive by email and is good for 3 months. Non-qualifying items are power tools, items already on sale, gift cards, and items from companies that prohibit discounting (Festool, SawStop, Leigh, and a couple others). Our relationship with Woodworkers Club is very synergistic and important to us, and I encourage you to make your woodturning and woodworking purchases from them. If they don't have something in the store that's in the Woodcraft catalog or on their web site, they will get it for you, and you can save on shipping by picking it up at the store.

Exotic Lumber, Inc. Frederick, Maryland (<http://www.exoticlumber.com/>) With over 130 species in stock, Exotic Lumber has one of the widest selections available on the East Coast. We offer a 10% discount to MCW Members with membership badge. We have warehouse locations in Frederick and Annapolis, where you are welcome to select from our extensive selection of turning blocks.



Craft Supplies USA (www.woodturnerscatalog.com) is a family-owned and operated business serving the woodturning community. Individual MCW Members can save 10% on all finishes & disc abrasives -- just mention "Montgomery County Woodturners" and save, all year long.



Hartville Tool (www.hartvilletool.com) is a nationwide retailer of general and specialized tools for woodworking and home improvement. They offer free shipping to all. If you have accepted the MCW offer to "opt in" to be a member of the Hartville Tool Club, you will get a 15% discount on all tools (excluding sale items, gift cards, special orders, and Festool Products).



North Woods Figured Wood (www.nwfiguredwoods.com) North Woods is a multi-generational family-owned supplier of wood and wood blanks specifically selected with the woodturner in mind. They specialize in Pacific Coast native species of trees and have sizes from single pen blanks up to 1,500 lb. whole burls. With 20+ species in stock, there is something for everyone. Members get a 15% discount by mentioning their MCW membership during a phone order or by entering "WOODTURNERS" as a coupon code during online ordering.





Roman Steichen - Maple, stabilized in 3 colors, then resin filled. CA finish