



OFFICIAL CHAPTER
AAW
 AMERICAN ASSOCIATION
 OF WOODTURNERS

MEETING LOCATION

Your own home,
 in that favorite easy chair,
 or the living room couch.

MEETING AGENDA

6:30 - 7:00 - Log into Zoom, social time
 7:00-7:15 - Business meeting
 7:15-7:45 - Show, Tell & Ask
 7:45-9:15 - Program
 9:15-Chat with Demonstrator

Notice to all, submissions for TJ must be in by 25th of the

March 11th, 2021
Phil Rose – Working with Burls
Zoom session opens at 6:30

Contents

Evening Program	1
Editors Corner	3
MCW Hang-out	4
Presidents Message	5
Minutes April Virtual Meeting	6
Future Programs	9
Wood Symphony	10
Direct links to photos	11
Sounds of Silence	12
Artists Gallery	13
Click It & Video View	14
Show & Tell	11
Your Milage May Vary	27
Treasures Report	28
Members in The News	28
Where Wood Gets Weird	29
AAW Focus	31
Women In Turning	32
Links	34
Remote Connections	35
Member Contacts	36
MCW Resources	37
Member Discounts	38
Tailstock	39

Phil Rose comes

to us from Upstate
 New York. He creates
 thought-provoking,
 one-of-a-kind
 woodturnings and
 wood-based art that
 starts life on a lathe
 but may be



embellished with woodburning, dye, fused glass, or
 other techniques. He works with burls. His website
 is: <https://dragonsrose.studio/> Phil often says,
 “While I do generate ideas of art forms I would like
 to create, ultimately the wood needs to tell me what
 it wants to become for its second life.”



If you have ever caught yourself staring at that beautiful piece of burl you acquired, but aren't sure how to proceed, this is the remote demonstration for you! Phil says: "I will show some examples of work with burls, discuss initial shape of burl and processes to get to final design. Discussions will include both beginner and advanced techniques, including holding the burl on the lathe. During the

demo, I will take two different burls and work them far enough that the next steps are "obvious", foregoing completion to see more techniques. Discussions will include turning without a tenon, burl edge up vs. burl edge down, advanced methods of natural edge, and a deep-V vase."



Editor's Corner (Mike Colella)

SELF Show & Tell

For our virtual Show & Tell, we will limit people to 2 turnings. **Submission deadline, Noon of meeting day**, please email your images to me (michael.j.colella@gmail.com), **please "Attach" the images**, do not imbed them in the email. Include the following information for each piece:

- Your name
- Title (if any), Size
- Wood species, Finish notes
- Any other information you might want to add.

I will prepare all the images to show, and when your piece comes up you will be allowed to open your mike and discuss your piece while it is being showed. Please keep your comments to 2 minutes.

Please join in.

March 11 2021 Remote Meeting Information

Our meeting will be conducted over ZOOM. You will receive the ZOOM meeting information at least 24 hours before the meeting via email from Gary Guenther, Program chair. The meeting will begin at 7pm, but the ZOOM meeting will be active at 6:30 for system testing, chat with friends, and fellowship! Sign in, mute your microphone unless speaking, and get comfortable!

Agenda:

7:00	President's Remarks and abbreviated business meeting	Bob Anderson
7:15	Show Tell and Ask	Mike Colella
7:30	Demonstration:	Phil Rose

Meeting Notes: Get involved, ask, share, and chat!

Please mute your microphone unless you are speaking

Test your Zoom settings before the meeting at <https://zoom.us/test?zcid=1231>

Zoom Support Center: <https://support.zoom.us/hc/en-us>

To help defray the cost of the demonstration, you are encouraged to chip in using our secure PayPal link on the MCW website. We suggest a contribution of at least \$5. You do not have to sign up for PayPal to send money. Click on the link or navigate from the "Meetings" page.

<https://montgomerycountywoodturners.org/demo-fee/>



Save the Date: MCW Turning HangOut II on Zoom Thursday, March 25, 2021 @ (7pm - 10pm EDT)

Please mark your calendars now and plan to join us in three weeks.

We are going to be Hanging Out again.

We had a great response to our first Zoom HangOut in December -- we had a great time chatting and sharing for over two hours.

I've scheduled this one halfway in between our normal Meeting dates for March and April.

We hope and trust that you are all well.

I'm Spikezilla -- I had my two Modernas. Hope you can get yours ASAP if you haven't already.

FYI, if MoCo is being unresponsive to your needs, if you qualify at the State level, you can sign up at Six Flags in PG County for a drive thru. My son did it.

OK, here's the boilerplate in case you're wondering what this is all about:

The officers and volunteers of MCW have been working diligently to continue to provide a good experience for our members during these difficult times. While many programs are on hold, we have maintained as many activities as possible. We still have Meetings with Social Time before, and Show Tell & Ask hosted by Mike, and professional remote demonstrations arranged by the Program Chair. That would be me. The *Turning Journal* arrives each month thanks to Mike, the website is fully functional thanks to Jeff S., and Facebook is active thanks to Ellen. You can still make pens to donate to WWC for TFT thanks to Roman and still make Beads of Courage boxes to donate thanks to Stephen. Tim did an outstanding job managing the excellent Delaplaine exhibit in Frederick in conjunction with our friends at Mid-Maryland and Chesapeake. The Woodworkers Club is still open and ready for your business, even if you can't get a hug from Amy yet. MCW lives.

But we do miss the camaraderie and socializing and sharing and schmoozing, but we can still Hang Out together via Zoom from the comfort of your own home, with your fave bev in hand. Mike will be the Zoom host, as always. Mark your calendars, and expect to receive the Zoom link from us a few days in advance.

Come when you can. Stay as long as you like. Just click in and Hang Out. We will chat. We will share our experiences. We can ask and answer questions. We can give tips. We can show what we are working on directly from our own hot hands. We can joke and laugh and catch up with each other. It's just free-form social time with the woodturning friends you've been missing, and we encourage you all to join in the fun.

Gary



President's Perspective - Bob Anderson

I hope you and yours are doing well. Last month's newsletter mentioned that things were happening fast, and as of this writing the Johnson and Johnson vaccine has just been approved. With that comes increased hope that we are beginning to find our way out of this pandemic.

A PBS series that celebrates making is an opportunity to look at processes and artists. The series, Craft in America, looks at making things by hand from a variety of perspectives: craftspeople, products, philosophies, journeys, teaching, importance.

While it was initially only on television, the episodes for all 12 seasons (23 episodes) are now all on the PBS website (<https://www.pbs.org/show/craft-in-america/>).



Season 3, episode 2, Family, <https://www.pbs.org/video/craft-in-america-episode-vii-family/>

highlights the three generations of the Moulthrops (Ed, Phillip and Matt), the famous woodturners from Atlanta, both as family and as innovators in our craft. Other episodes view a large variety of crafts, and it's interesting to see how the underlying reasons for making are often similar across crafts, irrespective of the medium.

As we await a vaccination appointment, this Peabody Award-winning series is well worth our time as craftspersons. Its cross discipline and cross cultural nature can provide ideas for our own creative processes and perhaps lead to some new directions as we wander into our shops.

Stay well.

Bob



MCW February 11, 2021 Meeting Minutes

The February 11, 2021 ZOOM meeting on the Montgomery County Turners (MCW) was **called to order** at 7:00 pm by President Bob Anderson. In attendance were 26 members. There were no guests or new members attending.

Those present were reminded that the **2021 dues** are due. Anyone who has not yet paid, should do so soon. *Per club policy, members who have not paid by mid-April, will be deleted from the membership roll and lose club benefits.* Members unable to pay because of economic hardship are excused but should contact President Anderson or Steve Drake (skdjmbd@gmail.com) to make his/her situation known. Such information will be kept in the strictest confidence. Dues are \$25 for an individual and \$35 for a family.

The club is always looking to **expand its membership**. Anyone knowing of turners who are not yet MCW members are asked to invite them to join.

The new email system is up and running. To post a message to all members in our **email system**, simply enter mcwmembers@groups.io in the address box and your message will be sent to everyone. A reminder: it is up to each member to keep his/her email current

The **Bring-back Challenge** is currently suspended due to Covid 19.

The deadline for posting your entry for the **Creative Arts Council's bennial event** was midnight February 10. The show will run from Saturday, May 29 through Saturday, July 24 at the Strathmore Mansion on Rockville Pike in Rockville, Maryland. There is additional information on this in the *Turning Journal*. Tim Aley is coordinating this for us. Should you have any questions, contact him at taley16922@aol.com . Good luck to those who entered.

Many of MCW's **volunteer programs** have been put on hold because of COVID. We have many members who help in coordinating these programs but could always use more. Steve Haddix and Duane Schmidt have offered to do our six yearly Sunday

Skills Enhancement (SEW) sessions; Don Van Ryk does the Wounded Warriors Program, and Roman Steichen coordinates the Turning for the Troops program. If you are interested in volunteering in these programs or know of others the club might get involved in, please let President Anderson know.

(Robert.anderson4@verizon.net).

Many members **sell and display** their work at both large and small venues, but often our other members don't know about these programs. There is, however, a spot in our monthly *Turning Journal* that lists these exhibits. So be sure to let Michael Colella (michael.j.colella@gmail.com) know of upcoming events so we can support each other in our artistic endeavors. Mike also asks that members currently listed confirm their status of he can keep the *Journal* current.

During Covid, when many demonstrators are reluctant to travel, this is an opportunity for **local talent** to have their skills highlighted. And at MCW and other area clubs there are quite a few turners who are accomplished and skilled artists. A list of talent from the various local clubs is being compiled. Anyone interested in doing demo for MCW or other local clubs should email President Anderson to have his/her name added. This is a way to get your artistic talents known and for our club to have access to a pool of quality, local expertise.

During the Covid 19 pandemic, all of our **in-person programs remain canceled**. This includes SEW and our meetings at the Woodworkers Club. All will resume once the pandemic abates.

Public Library Exhibits remain closed during Covid.

The MCW board has suspended club sponsorship of the **Wounded Warrior Program** until after Covid has abated.

Turn for the Troops is continuing in a virtual mode this year. Anyone interested in turning pens can contact Roman or for kits and blanks or contact Woodcraft. You can reach Roman at 3rdGenPenShop@gmail.com .

Steve Price (prices1950@yahoo.com) continues to coordinate **Beads of Courage** though activities are in a state of flux at this time. However Steve encourages everyone to take the time to turn a box so we will have them ready once things get going again.

There is nothing to report on **Turning Works** as Ellen Davis, its coordinator, is absent tonight. Anyone having questions can contact her at ellen@twistedtreedesign.com.

Please continue to support the **Woodworkers Club**. Amy hopes we all are getting our vaccinations and wishes us a Happy Valentine's Day.

Our future meetings will continue to be virtual due to Covid. Our **Demonstrator in March** will be Phil Rose. He will focus on how to work with burls. See the *Turning Journal* or visit his webpage (<https://dragonsrose.studio>) for mor information.

Tonight's virtual demonstrator was Theo Haralampou from Australia. He demonstrated how to turn a goblet with an eccentric stem. Every Friday at 7:15 EST Record Power (in New Zealand) brings us a demonstration by Theo (in Australia). They are interesting, informative, well attended and free. To participate, simply send an email to Mike Davies (miked@recordpower.co.uk). Put RSVP in the subject line and you will soon get a return email with a link to sign in to the upcoming meeting.

Before starting his demo, Theo was asked whether he thought live demos would be restarting soon. He pointed out that various countries have different levels of infection and thus different rules governing travel by their citizens. He said that if he were to leave Australia his ability to return would be stymied because of a required quarantine before he could go home. This would be both time consuming and costly. Further, he feels the variety of cameras that project his work afford the audience a better viewing angle than an in-person event would permit.

Respectfully submitted,

Mary Aronson, Secretary



FUTURE PROGRAMS (Gary Guenther)

April 8, 2021 – Robin Costelle – Two-piece Hollow Form

Robin Costelle is an amateur, hobbyist woodturner, just like us. He has been woodturning since 2003 and has run the gamut from pens and bowls and boxes to large, complex segmented forms and sculptures. Speaking for myself, I can say I've long been a fan of his elegant finials and bark-edge pedestal boxes and collected eight different "fave" images for my "Design" folder over the years from 2007–2010. His forms are impeccable. I was very excited to hear from a friend that he is doing IRDs now and to be able to chat with him and to snag his services for our April demo.



Robin turns, teaches, and demonstrates in and around his home state of Kentucky, but now he's branching out (yes, that's a tree joke) with several IRDs. Besides woodturning, Robin also dabbles in pottery and building wooden musical instruments, outfitting fly rods, and crafting wood fishing nets. You can see a lot of these activities and projects on his homey website here: <http://www.robincostelle.com/> Robin lives on a small farm outside the town of Fern Creek, near Louisville, in north-central Kentucky along with his wife, Connie, and three children.

Yes, those hollow forms in the photo are made in two pieces, believe it, and he's going to show us the techniques, tricks and tips for doing that. Cool, eh? Shades of Mark Gardner. This is a very accessible project for beginners and skilled turners alike. No specialized or expensive hollowing tools and systems are required. Robin talks about grain matching, creating pleasing forms, tools, and sharpening. We'll learn together and come away with a new approach to use on our own projects. Truth in advertising: we'll have to save that finial for another session.



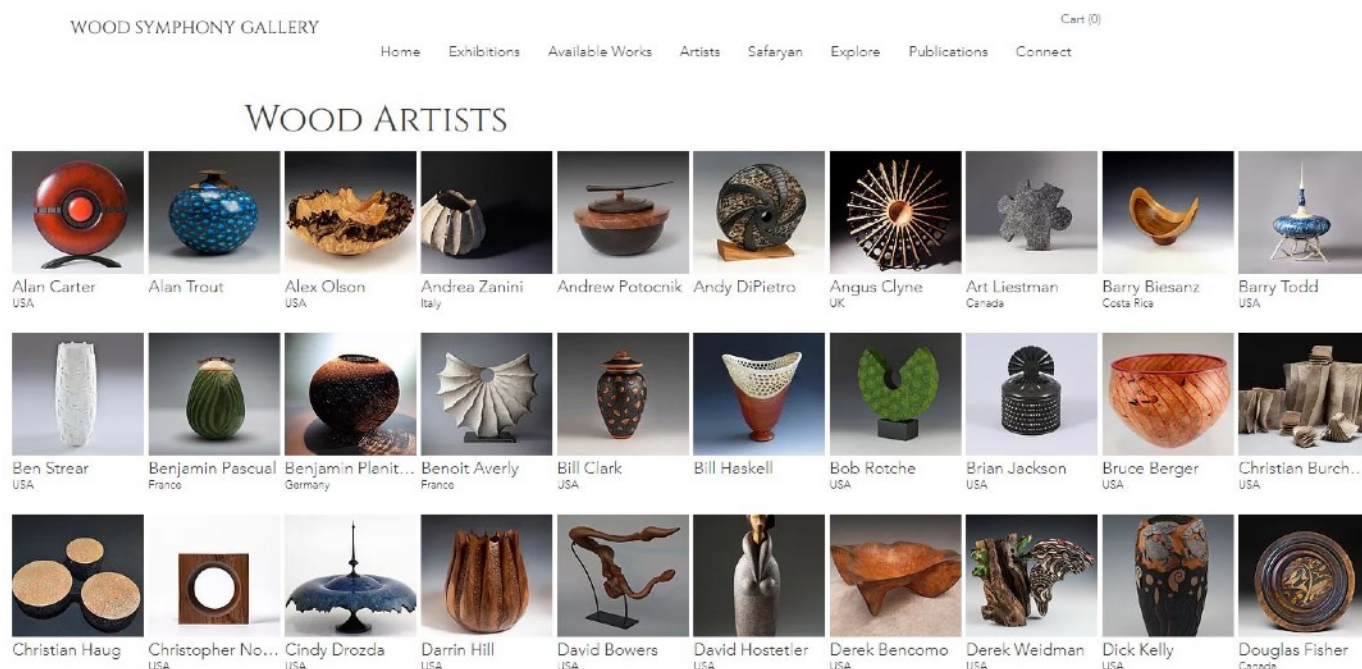
Please put April 8 on your calendars and plan to join us.



Wood Symphony Artists (Gary Guenther)

A recommendation of a link I believe to be worth your time:

No waiting for the verbiage; here's the link up front: <https://www.woodsymphony.com/wood-artists>



As a follow-up to the Click It article in the February TJ, here is a major, new, extensive exhibit of wood art put on by Wood Symphony. To do it justice, plan to spend a few sessions with it. The work is for sale.

In their words copied from Instagram:

Wood Symphony Gallery is pleased to present *Turned and Sculpted Wood 2021*, the largest and the most comprehensive online exhibition of contemporary wood art. The exhibition is made up of artworks by the most prominent masters of wood art. Turned and Sculpted Wood yearly exhibition has become a major event in the wood art world by presenting to the public the finest selection of contemporary wood art from around the world.

View the exhibition online at: <https://www.woodsymphony.com/turned-and-sculpted-wood-2021>

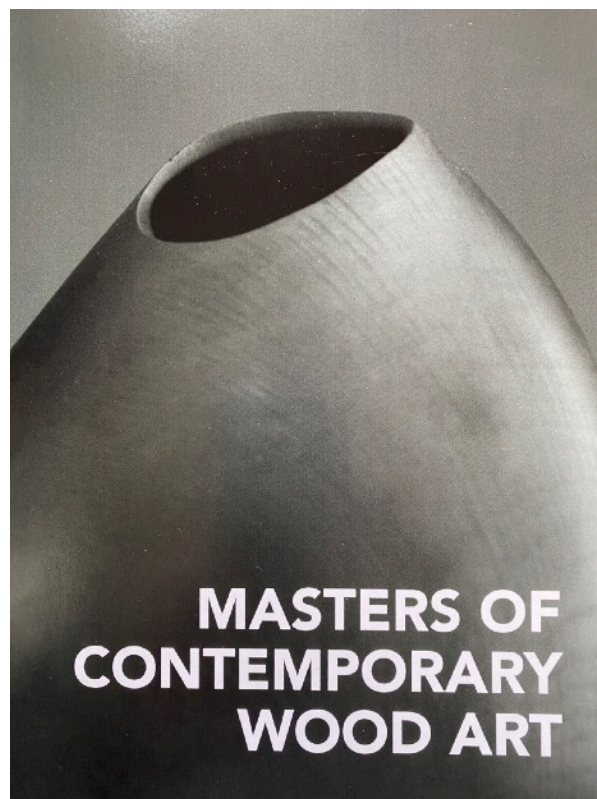
The exhibition features over 120 pieces created by 60 artists from across the United States, France, Italy, Germany, Ireland, UK, Belgium, Luxembourg, Netherlands, Sweden, Switzerland, Korea, South Africa and as far away as Australia. This is an overview of what is currently going on in the field of Contemporary Wood Art. We hope that you enjoy this year's presentation of Turned and Sculpted Wood. The exhibition will run through March 31, 2021.

EYE-CANDY (Mike Colella)

Continued from above, I recently purchased the latest catalogue, Masters OF Contemporary Wood Art, Vol.III. To begin with, it's a beautiful book to have in your collection of wood artists. 193 Pages, all beautifully photographed (of course that's a top priority for me), simply laid out, one artist, one large full page photo for each. I would have liked a little more info from the artists, but they kept it simple, like the whole theme of the catalogue.

Would I recommend it to a friend, Absolutely. I'm sure a visit to a gallery to see them in person would be much nicer, but since that will never happen, this is second BEST.

Available: <https://www.woodsymphony.com/wood-artists>



DIRECT LINKS TO ONLINE PHOTOS - (For your viewing pleasure)

Note: All photo albums are captioned. Every photo has a caption. Depending on your platform, to see the captions look in the upper right. You should click or tap the circled "i" (which stands for "information") or the three vertical dots and then select "information" from that menu. Enjoy.

MCW Feb. '21 Remote Gallery: <https://photos.app.goo.gl/9tsdWjGtPvoyoUjWA>

MCW Feb. '21 Program: <https://photos.app.goo.gl/ounmjsAGS8ey1Kcr8>

Sounds of Silence - Thomas Häckel turns a coffee scoop (Gary Günther)

Enjoy the sounds of making; no words are needed

I love learning new tools and techniques. When I ran across a series of dialog-free demos by German turner Thomas Häckel, I immediately fell in love with his projects and skills. He shows everything from start to finish in once-real-time. He is clear and concise. And he breaks a few safety rules – we know and understand and will live with it. This will be a continuing series.

I found out about Thomas because of a post on Instagram by Linda Ferber, ex of AAW. He makes a spin top that you can spin on a tower, and when it's done spinning, it doesn't fall off – it just hangs there. Cool. Smart. Innovative. I knew I was going to love this guy, but I figured I'd have to polish up my German a bit. Nope. Just watch and listen to the tools talk. Super cool.



Drechsler is “turner”; Wissen is “knowledge”; .de is “Deutschland” (Germany)

I'll show this in the future, but for our first installment, I have selected Thomas making 'eines runde Kaffeelöffels', that's a 'round coffee spoon' in translation, but in English, we would call it a coffee scoop. It is based on a small, hollowed sphere (thus the 'round'). He uses a simple way to get the ball round – he turns it nearly round by eye and then sands away the imperfections with sandpaper cut to fit loosely inside a metal cylinder of appropriate size. Watch here and you'll see the whole thing in real time. (21:05)

<https://www.youtube.com/watch?v=jxURLpIMUOw>

I have to find out about that “pull-in” collet chuck he uses. I love that. I believe he sells it. I think that strange lathe has some unusual capabilities. Finding out about that is a TBD.

Genießen!





2021 Local Color Juried Show March 2 – March 28, 2021

Over 60 artists displayed in our Online Store

Click here to view



First Place Award: "His Quiet Ride" by James Corbett

Artists' Gallery on Main Street in Ellicott City is hosting the 2021 version of our juried "Local Color" show. Regional artists were invited to submit work in all media, both 2D and 3D. There was no theme so the range of work is expansive. The show exhibits over 60 artists. Due to the pandemic, this is an online show but the award winners are on display in the Gallery's storefront window.

Check out the Local Color Online Store: www.artistsgalleryec.com

NOTICE: Due to circumstances beyond our control, the Artists' Gallery will temporarily be open for viewing by appointment only. Purchases can still be made through our On-line Stores.

Artists' Gallery - 8197 Main Street, Ellicott City, Maryland

Hours at Artists' Gallery are:

Tuesday - Saturday, 11 a.m. - 6 p.m.

Sun., 11 a.m. - 5 p.m. - Closed Monday

CLICK IT – Web Site of the Month (Gary Guenther)

A recommendation of a link I believe to be worth your time:

This month's Click It and Video View articles will both be dedicated to **Emmet Kane**, who in 2015 became the first living person to have a retrospective in the Irish National Museum. It was scheduled for six months but ran for two years.

I've long been a fan of Emmet's work, and I prize the catalog from his exhibition "A Journey" that he was kind enough to send me, at my simple request, but this fond memory was reinforced recently when Emmet was spotlighted by Pat Carroll in his *Meet the Woodturner* live Zoom interview series. I went in expecting a pleasant chat but came out inspired, and with more "take homes" in my notes than I have gotten from any other Zoom program, including demos, that I attended in all of 2020. He is very quotable, with comments like "Desperation is the best inspiration."



It's hard to know where to start. I'm going to do something unusual here and recommend that you go down to *Video View* and watch the video first, and then come back here for the reading and stills. If you're not familiar with Emmet's work, I think it will make more sense that way. ...

Ok, you're back from watching the video, and now you understand. I find that so refreshing. Here is some good follow-up material. Here's the news story that went with the exhibit: <https://www.irishtimes.com/culture/art-and-design/how-emmet-kane-turned-wood-on-its-head-1.2154844>

Here is the Exhibition page of Emmet's website: <http://www.emmetkane.com/Gallery/exhibition>

www.emmetkane.com/Gallery/exhibition

and here is the top level of his Gallery: <http://www.emmetkane.com/Gallery>

You can go in there and look at topics like "gold/colour", "forms", and "sculpture".

Expand your vision...

VIDEO VIEW – Video of the Month (Gary Guenther)

Online woodturning action for your viewing pleasure

Emmet Kane

Here is Emmet, in his own words, discussing his passions, and sharing views of many of his amazing works of wood art. It's a nice length at (10:37): https://www.youtube.com/watch?v=hwiwDcS2fwU&feature=emb_imp_woyt

Now go back to *Click It*, above, and dig into the links for more words and pictures.



Show, Tell & Ask Panel Critique Gallery
February 2021

Duane Schmidt
Cherry Off center turning




Joe Barnard
Salad bowl, 14x14x3
Tried & True Danish Oil Finish



Chris Burns

It's a 12-species, segmented, two-mirror kaleidoscope with walnut eyepiece.



Michael Colella
Bowl
Maple Burl with Blue resin, OSMO oil





Mike COlella
Red Oak Bowl
4.5 x 9, Dyed black with Liming wax . Interior torched
finished interior with OSMO oil





Roman Steichen
Phil Brown Maple - 88
Maple roughed out by Phil
Brown in 1988
Alumilite Amazing Clear
Cast (epoxy) used to fill
the void
12 x 2 1/2
Finished with Odie's Oil





Roman Steichen
Bird in Bath
Maple (I think)
Alumilite Resin (Water)
6 1/4 x 2
Finished with Odie's
Oil



Jeff Struewing

Winged hollow form, Cherry, Pear, 6W x 4D x 6.5H



Jeff Strueing
(not yet complete:)

Walnut, Pear, 6" x 4" x ?
[still needs finial]




Tim Aley

A red flower bowl - 4" h x 8 1/2" x 9"
Oak. Turned and let dry. Carved, burned, dyed red, ebonized the inside,
Acrylic painted details and base black, painted gold in the base





Ken Lobo
STAVED BOWL
Size: 9" Dia. 6"
Tall, Material:
Cherry with maple
veneer
Finish: Shellac
Sealer and Poly
topcoat.



Ken Lobo
SWIRL

Size: 10" Dia.
Material: Makore -
African Hardwood
Finish: Spray
Lacquer

Gary Guenther

"Moody"

bowl

2.88" x 8.25"

bias-cut mulberry with a
pair of alternate ceramic
"mood" flowers
finished with shellac





The point here is to show two different moods -- hot and cool.
I also show the color change in mulberry over a period of 11
years.



Your Mileage May Vary (Gary Guenther)**Tips****Hints****Ideas****Tricks**

Jackpot! A one-pound bag of ferrous sulfate for under \$10.

https://www.amazon.com/gp/product/B007ODUI76/ref=ppx_yo_dt_b_search_asin_title?ie=UTF8&psc=1

Back in our July 2020 demo, Ed Pretty recommend using ferrous sulfate (FeSO_4) for ebonizing wood, as an alternative to the mess of making iron acetate with steel wool and vinegar. I did the latter once and hated it. Yuck. What a nasty mess And I had to wait a week for it to combine, not to speak of trying to find and buy the steel wool with no oil coating. Note that ferrous sulfate is also safe – it's actually used by some people orally as an iron supplement.



Brand: Alpha Chemicals
 Ferrous Sulfate Heptahydrate - $\text{FeSO}_4 \cdot 7\text{H}_2\text{O}$ - Soluble - 1 Pound
 ★★★★★ 217 ratings | 26 answered questions
 Amazon's Choice for "ferrous sulfate"
 Price: \$8.99 ✓prime
 New (2) from \$8.99 ✓prime

Specifications for this item	
Brand Name	Alpha Chemicals
Ean	0725410979370
Item Weight	1.10 pounds
Part Number	BC06236
UNSPSC Code	10761500
LPC	225410979370

Well, I bought that one-pound bag (lifetime supply) of $\text{FeSO}_4 + 7\text{H}_2\text{O}$ on Amazon for under \$10, but, as with many things in my life, it's been sitting on a shelf ever since. Till yesterday...

I finally got around to trying it. As any good scientist would, I looked up the atomic mass and the solubility. A 1-molar solution is close to the solubility limit at 10°C (as in my basement work room), so I backed off a bit from that. For practical purposes, let's say a heaping teaspoon in a half glass of water. Close enough. It took an hour or so for it to dissolve, but don't worry – eventually dissolve it did -- yielding a solution with a pale brownish-yellowish-orangy color that smells vaguely like -- wait for this -- iron! Seriously. And you expected what? Thankfully, it does not smell like any form of sulfur I'm aware of.

I expect it to work on oak, which is very tannic. That's a no brainer, so I tried it on maple, which I don't think is a particularly high-tannin wood -- so this should be a really good "test" of effectiveness. Bingo!

This punky and curly silver maple block is straight off the bandsaw (thanks, Steve) -- with the expected rough texture. A polished surface would obviously look better. The two vertical bands you see at the right edge are: 1) on the edge itself, two quick dabs of FeSO_4 with a Q-Tip plus WatcoD on top; 2) to the left, just WatcoD alone. As you can see, this stuff really works. Look at that black. On plain maple, it will just get dark, so unless you just want dark, which you might, maybe not a good idea, but on the curly area, it maintains the curl pattern very well. If this had been sanded before and after, it would look great.

The bottom line is that you can buy this stuff cheap, and it's quick and easy to make a batch with no stink and no filtering needed. You'll get a nice black, even on a mildly tannic wood like maple, that keeps the curl and will highlight it. On other woods, if it doesn't work well, you can always paint them with tea first. For me, this is win-win.



Always use common sense. Things that work in one situation may not work in another. Follow all Safety Rules. If it feels wrong, it probably is; stop and rethink. Your Mileage May Vary



Treasury report - December 2020 (Tim Aley)

Beginning Balance	\$4,333.11			
February Income 2021			February Expenses 2021	
Membership 2021	\$578.59		Membership Paypal fee	\$13.57
Membership future	\$50.00		Insurance	\$266.00
Lifetime Membership	\$0.00		Demonstrator	\$304.99
			Website 4 year renewal	\$349.11
Demo Fee	\$190.00		Paypal fee Demo	\$11.00
Total	\$818.59		Total	\$944.67
Ending Balance	\$4,207.03			

Members in the news

Paul Sandler	I also have some utility items for sale at the Something Earthy Pottery Studio at 24410 Hipsley Mill Road, Laytonsville, MD 20882, and I have submitted to the Black Rock show, but haven't heard back as yet.
William Flint	I also sell on Etsy. My shop name is UFOKing, the direct link is https://www.etsy.com/shop/UFOKing
Jeff Struewing	Pieces in 2 display windows for Takoma_ARTery project (https://www.instagram.com/takoma_artery/?hl=en)
Tim Aley & Paul Sandler	Tim Aley And Paul Sandler are members of the Gaithersburg Artist Collective. We are a co-op of artists in many mediums. Our current show is at a pop-up gallery at 26-A Grand Corner Avenue, Gaithersburg, MD 20878.

Reprinted with permission from the Winter 2021 issue of Terp magazine. The article can be found online at <https://terp.umd.edu/where-wood-gets-weird/>.

Where Wood Gets Weird

Researcher Keeps Finding Innovative Ways to Employ the Ultimate Sustainable Material

By **Chris Carroll** | Illustrations by **Valerie Morgan**

What's bouncy, bulletproof, cools you in the summer, keeps you toasty warm in winter and might help save our planet?

The answer literally grows on (and in) trees: wood—at least in the many unfamiliar guises it takes on in the lab of materials science and engineering Professor Liangbing “Bing” Hu, director of the Center for Innovative Materials at UMD. Hu is an expert in nanomaterials, which generally are manufactured to have special characteristics—like ultrastrength or superconductivity—based on their microscopic structure.

Hu got excited several years ago when he realized there was an almost infinite supply of natural nanomaterial that's both versatile and strong, and buried in the grain structure of wood. Since then, he's been developing different methods to access and exploit that hidden resource while developing surprising new applications that a UMD spinoff company, InventWood, is readying for market.

“Sustainability and environmental protection convinced me more and more to pursue this,” he says. “Wood is an abundant and renewable material, and an old material people have gained a lot of knowledge about through history. But in terms of innovation, this is not a crowded field.”

Read on for a few of the new ways Hu is building on a trusty standby.

“Super Wood”

Stronger than steel at one-sixth the weight, wood turns literally bulletproof when Hu and collaborators remove lignin, a natural “glue” that holds the cells together. They compress what remains under extreme pressure to create a rust-free structural material that could be deployed, with support from a \$4 million grant from the Department of Energy, in everything from bridges to boats.

Let's Bounce

A process of heating, freezing and chemical modification turns wood's normally rigid structure to jelly so it rebounds like a superball. Hu had no specific goal for this recently announced discovery—other than squishiness—but now some companies are interested in exploring its use as a shock absorber.

Steamed Up

Wood from Hu's lab turns seawater to drinking water. Specially processed basswood, blackened by burning, floats inside a solar evaporator, sucking up saltwater through a vascular structure naturally designed to avoid clogging from impurities like salt. Under concentrated solar heat, the wood emits steam that condenses into freshwater.

Building Chiller

Hu's radiative cooling wood is pure white in the visual light spectrum, meaning that on building roofs, it doesn't soak up the sun. Paradoxically, it's pure black—but only in the invisible infrared spectrum—helping heat radiate back into outer space. The result is a several-degree difference between inside and out, even before switching on the AC.

Clear Cuts

Wood like you've never seen it—or in this case, seen through it. Hu and his lab members created nearly transparent wood by replacing its lignin with clear epoxy. The result is a beautiful building material that retains its wood grain and admits light like frosted glass, but insulates better.



AAW leadership has been closely monitoring the status of Covid-19 in preparation for our 35th Annual International Symposium, July 15-18, in Omaha, NE. Above all else, our concern continues to be the health and safety of our members, demonstrators, trade show vendors, partners, and other event attendees.

At its February meeting, the AAW Board of Directors unanimously made the essential decision to cancel the in-person 2021 AAW Symposium in Omaha.

Based on research, risk assessment, and adherence to CDC guidelines, the Board has determined that holding a safe, high-quality, in-person event in July is not possible.

While we expected the Covid-19 pandemic to recede by July 2021, too many uncertain variables remain, including vaccine distribution and efficacy, and evolving virus variants. The Board concluded that even when following CDC and local COVID-19 transmission precautions, we cannot guarantee safety for all involved given the large number of people assembling from around the country and the world.

While this is incredibly disappointing for all of us, we are moving ahead to create an improved AAW Virtual Symposium for 2021 and are actively planning our next in-person symposium for 2022. You can look forward to:

- **AAW's 2021 Virtual Symposium, July 17-18, 2021**, with front-row seats from home for your safety and comfort. We will be using an enhanced virtual event software platform to offer multiple concurrent live demonstration tracks (with access after the conference to all recordings), a virtual trade show, a virtual Instant Gallery, live and silent auctions, special interest topics, drawings, and more. The only thing missing will be the handshakes and hugs from old and new woodturning friends. You will need to wait one more year for that.
- **An in-person AAW 36th Annual International Symposium, June 23-26, 2022, in Chattanooga, TN.** This large, action-packed experience marks the celebrated comeback of AAW's Symposium after a two-year virus-related hiatus. There will be plenty of demonstrations and panel discussions, a jam-packed trade show with exhibitor booths, inspiring exhibitions and Instant Gallery, auctions of turned art, charitable initiatives, networking opportunities, and more. Mark your calendars!



2021 WIT Virtual EXCHANGE

WIT, Women in Turning, has announced their 2021 virtual exchange program. The [AAW page for this program is here](#), and the introductory paragraphs from the WIT Virtual Exchange webpage are copied below. One addition this year is that they are calling for women across all crafts to participate.

The past years have shown us how important the EXCHANGE has become to a community of women turners in stimulating creativity, fostering collaboration, and facilitating self-confidence.

After the success of the first Virtual WIT EXCHANGE, the WIT Committee has committed to continue the program and expand it to include as many women as possible this year. We encourage all prior participants to reach out to their circle of artist friends (in any media) to consider participating in the 2021 Virtual EXCHANGE .

The WIT committee believes that introducing artists from other media into this EXCHANGE will open new avenues for creativity. At the same time, the art of woodturning will be introduced to an entirely different group of women. The Virtual EXCHANGE creates an environment which will expand awareness of woodturning beyond our current community. This exposure to different media will also foster infinite creative opportunities.

The WIT EXCHANGE welcomes women of all skill level. It is a collaborative project that will enhance skills, friendships, and self-confidence. It's designed to be hard work, but lots of FUN!

Continued on [the WIT AAW site](#)

Women in Turning (WIT)

WIT Presents: Sally Burnett on Saturday, February 20 marks our 8th WIT Presents event. We hope that you will encourage all your club members, especially the women in your chapter, to join us. Registration for the event is free and open to everyone and will close at noon on Friday February 19th. So use this [link](#) and register today! Sally lives in England and we think her presentation will be delightful. For those whose registration indicates they are women, there is an “After Party”. This is a Zoom meeting where participants can visit with other women turners. In January, we concluded our first virtual WIT eXchange. This was a huge success. You can view the results at: [WIT Home Page - WIT EXCHANGE](#) (woodturner.org). We had 62 women in 7 different countries participate. Registration for the 2021 virtual eXchange opens on March 8th, International Women’s Day. This is a golden opportunity for you to get women in your chapter connected. Not sure how this works? Please take time to view the page cited above. As you know, we had to cancel the inperson eXchange last year because we didn’t feel we could meet safely. The virtual eXchange allows the participation of more women from all over the world and it is free! During the first virtual eXchange, some of the groups mailed pieces. Others, like one group in England, handed off project components at a stop on the motorway. Others found safe ways to work together or hand off components in person. This is a wonderful event and we hope that you will encourage women in your chapter to participate. ALL skill levels are welcome! Andi Wolfe is putting together the next WIT Newsletter. We need your help! This month’s newsletter gallery will focus on turned dolls. If you or anyone in your club have stories or images of turned dolls, please email Andi at andiwolfe@yahoo.com. As always, we are interested to hear what your group is doing. Please send Andi a photo or paragraph on what the women in your group have been doing. You might just see it in the next WIT newsletter. Submissions are always welcome. Materials for the next newsletter need to be received by Andi by February 28th . Thank you for all you are doing to keep the women in your club motivated to keep turning during these challenging times!

The WIT Committee Kathleen Duncan, Chair.woodspinner@gmail.com Marie Anderson, danmar12@yahoo.com Dixie Biggs, dixie@dixiebiggs.com Linda Britt, lbbritt@comcast.net Janet Collins, curlyacer@gmail.com Janet Collins, curlyacer@gmail.com Linda Ferber, lindajaneferber@gmail.com Jean LeGwin jlegwin@ec.rr.com Tib Shaw, tib@woodturner.org Andi Wolfe, andiwolfe@yahoo.com

World Connections - Links and other noteworthy places.

This page will be dedicated to useful and noteworthy links, Feel free to email me with suggestions: michaeljcolella@gmail.com

AAW: <https://www.woodturner.org/>

Arrowmont: <https://www.arrowmont.org/>

Women In Turning: <https://www.woodturner.org/?page=WIT>

The Woodworkers Club: [The Woodworkers Club](#)

MCW Facebook page: <https://www.facebook.com/groups/194941367515051>

AAW Photo Gallery: <http://www.aawforum.org/community/index.php?media/>

Worth checking out to see some amazing work.

Mark Supik: <https://www.marksupikco.com/>

Conkers Live: <https://chestnutproducts.co.uk/conkers-live/>

Talking Turning: <https://www.awgb.co.uk/talking-turning-zoom-sessions/>

Wood Symphony Artists: <https://www.woodsymphony.com/wood-artists>

To Be Continued.....

Note:

As we all continue to find interesting demonstrators around the world, PLEASE let me know so I can post them here for everyone else to benefit.

Be sure to check out the links Gary has provided below, which I will continue to post as long as they are still active.

Remote Connections (Gary Guenther)

One positive that has come in response to the loss of in-person camaraderie caused by the pandemic is the proliferation of new venues of free online woodturning content. A number of woodturners feeling the lack of customary togetherness are creating and participating in online venues to try to keep the community connected via interactive demonstrations, interviews, and discussion sessions. In two cases these are being assisted by corporate sponsorship. Here are five excellent examples for your selection.

Conkers Live

This is a regularly-scheduled series of free, interactive woodturning demonstrations, sponsored by Chestnut Products (which produces a variety of finishes, dyes, etc.). There is no overt advertising. The purpose is to support demonstrators and keep turners together during the lockdown. All the demonstrations are free to watch and can be accessed from this web link: <https://chestnutproducts.co.uk/conkers-live/>. It is based out of the UK and hosted by Terry Smart. It is distributed directly from their website and requires no Zoom or registration -- just tune in as you would with YouTube. Each show is a different demonstrator. They are produced in the evening UK time, which is early afternoon EST. You can subscribe to their bulletins to get updates about events and demonstrators. Future dates are Dec.14, Jan.11, Feb.4, Feb.24, March19, April12, and May 12.

Woodturning Live

This regularly-scheduled series of free, interactive woodturning demonstrations, held via the Zoom platform, is sponsored by Record Power, a respected equipment maker. There is no advertising. It is hosted by Mike Davies from New Zealand with Aussie turner Theo Haralampou as the demonstrator. They are transmitted in the morning from NZ/Oz, which puts them in early evening EST. I find Theo's demonstrations to be interesting, informative, varied, and excellent. To join these educational and entertaining live sessions simply email miked@recordpower.co.uk with RSVP in the subject line, and you will immediately receive your log-in code by return email.

Meet the Woodturner

This regularly-scheduled series of live interviews is based in UK and hosted by Pat Carroll from Ireland. Each episode highlights the woodturning life of a well-known turner in an interactive Q&A session with questions also taken from viewers. To sign up for these Zoom sessions, email meetthewoodturner@gmail.com and you will receive invitations.

Behind the Scenes

This "occasional" show is periodically sponsored by Trent Bosch Studios and also highlights the woodturning life of a famous turner in each episode. <https://virtualwoodturningdemos.com/> These are on Zoom, and free, but registration (for \$0.00) is required. These freebies are held in conjunction with other paid IRDs sponsored by Trent. You can get on a mailing list to receive the announcements of future programs.

Talking Turning

This is a regularly-scheduled series of shows sponsored by the Association of Woodturners of Great Britain (AWGB) -- their version of the AAW. The focus here is a live Zoom forum for talking about various preselected turning subjects and having Q&A during the sessions, with an hour of open-mike discussion with attendees participating. You can go here for more info: <https://www.awgb.co.uk/talking-turning-zoom-sessions/> After registering, you will receive a confirmation email containing information about joining the meeting. Register in advance to ensure you receive the email with meeting details. The meetings are at 2:30pm EST every Tuesday and Friday afternoon.



Chapter Positions Contacts

Updated 1-4-21

President	Bob Anderson	robert.anderson4@verizon.net	301-270-6005
Vice President	Jeff Gilbert	jmgilbert3@verizon.net	301-460-6928
Secretary	Mary Aronson	mmharonson@gmail.com	202-291-0654
Treasurer	Tim Aley	taley16922@aol.com	301-869-6983
Program Chair	Gary Guenther	gary.guenther@iname.com	301-384-7594
Membership Chair	Steve Drake	skdjmbd@gmail.com	301-208-8265
Newsletter Editor	Mike Colella	michael.j.colella@gmail.com	301-942-2853
Webmaster	Jeff Struewing	jeff@struewing.us	240-988-6422
President Emeritus	Ellen Davis	ellen@twistedtreedesign.com	301-728-5505

Volunteers

Wounded Warrior Support Program Director	Don Van Ryk
Skills Enhancement Program Director	Steve Haddix, Duane Schmidt assistant
Public Library Exhibit Committee	Joe Barnard, Mary Beardsley assistant
Beads of Courage Program Director	Stephen Price
Turning Works Program Director	Ellen Davis
Montgomery County Ag Fair Program Director	Tim Aley, Paul Sandler (assistant)
Turn for Troops Project Leader	Roman Steichen
Pen Skills Enhancement Program Director	Roman Steichen
Lending Librarian	John Laffan
Videography	Joe Stout, Joe Barnard, Joe Mosli
Gallery Photography	Mike Colella
Candid Photography and Web Albums	Tim Aley, Gary Guenther, Mike Colella
Show Tell & Ask Leader	Mike Colella
Show Tell & Ask Recording and Trucking	Richard Webster and Paul Sandler
Demo Fee Collection	Bob Grudberg
Setup Committee	Paul Sandler, Jeff Struewing
Clean-Up Committee	Paul Simon, Paul Sandler
Discount Deacon	Steve Drake
Bring Back Challenge Ticket Giver	Bob Grudberg
Activities Arranger	Tim Aley
Backup Treasurer	Ellen Davis
Backup Webmaster	Stephen Price
Backup Newsletter Editor	Mike Gerech
Backup Secretary	Steve Drake
Remote Program Local Host	Tim Aley

MCW Resources

Our Hosts: Our most important resource is our space. We are deeply indebted to our hosts, [The Woodworkers Club](#), for their continuing support in sharing their facility with us. Please give Amy, Chris, Matt, and Ralph your individual expressions of appreciation, both verbally and with your wallets. If you need something, they will get it for you, either off the shelves or from the catalog – with no shipping charge. Please help support them.

MCW Hands-on Mentoring Program: Hands-on mentoring is one of the most effective ways of learning turning techniques, tool use, and safety. We all have unique knowledge and ideas to impart. We encourage all Members to sign up to share a few hours of their time and knowledge at the lathe with each other, on a peer-to-peer basis, either in their homes or at Skills Enhancement sessions. We particularly encourage our new Members and beginners to use this opportunity to learn techniques and safety. Please let Ellen Davis at Ellen@TwistedTreeDesign.com know if you would like to participate.

Skills Enhancement: Once a month, we have an open lathe session at WWC, either on Thursday's before the meeting or on the Sundays after the Meetings, under the guidance of Steve Haddix. Please check the Newsletter and Web Site Calendars for monthly dates and reserve a limited slot in advance with Steve Haddix. Everyone shares skills and information, and its lots of fun.

MCW Facebook Group: MCW has a private Facebook Group. Use it to post pictures of your work, ask questions, check out upcoming events, and it provides another venue for our members to get to know each other better. Go to <https://www.facebook.com/groups/194941367515051/> and request to be added to the group.

MCW Lending Library: Books and DVDs are available for borrowing. We have a great selection of video demonstrations and instructional materials from many top professional turners. If you missed a Meeting and would like to see the Program, you can check out the DVD. Please sign the form to check them out from John Laffan. If you have titles out, please return them promptly. There is no charge for this service.

Silent Auction: Not everyone has access to a chainsaw or a band saw, which makes it nice to have access to reasonably-priced, properly-sized turning blanks. Please bring your 'road kill' to share with other Members.

Discounts: Steve Drake has assembled a selection of retailers who provide MCW Members with monetary discounts. First and foremost, of course, is the Woodworkers Club, but we have a number of others too. Please check out the list of participating merchants on the Web Site or at the end of each Newsletter.

Web Site: <http://montgomerycountywoodturners.org> Thanks to Webmaster Jeff Struewing we have an outstanding Web Site.

Newsletters: The MCW Newsletter Archive, accessible on the website, is a tremendous resource, containing the complete history of all MCW programs and activities from day one, as seen on a monthly basis through the years. All past issues back to Volume 1, Issue 1 in 2007 are available at <http://montgomerycountywoodturners.org/newsletters/>



Member Discounts

Woodworkers Club Rockville, Maryland (www.woodworkersclub.com). The Woodworkers Club, a Woodcraft affiliate, offers MCW Members a 10% rebate on all regularly priced items. After reaching certain plateaus of spending, you will become eligible for a rebate which you will receive by email and is good for 3 months. Non-qualifying items are power tools, items already on sale, gift cards, and items from companies that prohibit discounting (Festool, SawStop, Leigh, and a couple others). Our relationship with Woodworkers Club is very synergistic and important to us, and I encourage you to make your woodturning and woodworking purchases from them. If they don't have something in the store that's in the Woodcraft catalog or on their web site, they will get it for you, and you can save on shipping by picking it up at the store.

Exotic Lumber, Inc. Frederick, Maryland (<http://www.exoticlumber.com/>) With over 130 species in stock, Exotic Lumber has one of the widest selections available on the East Coast. We offer a 10% discount to MCW Members with membership badge. We have warehouse locations in Frederick and Annapolis, where you are welcome to select from our extensive selection of turning blocks.



Craft Supplies USA (www.woodturnerscatalog.com) is a family-owned and operated business serving the woodturning community. Individual MCW Members can save 10% on all finishes & disc abrasives -- just mention "Montgomery County Woodturners" and save, all year long.



Hartville Tool (www.hartvilletool.com) is a nationwide retailer of general and specialized tools for woodworking and home improvement. They offer free shipping to all. If you have accepted the MCW offer to "opt in" to be a member of the Hartville Tool Club, you will get a 15% discount on all tools (excluding sale items, gift cards, special orders, and Festool Products).



North Woods Figured Wood (www.nwfiguredwoods.com) North Woods is a multi-generational family-owned supplier of wood and wood blanks specifically selected with the woodturner in mind. They specialize in Pacific Coast native species of trees and have sizes from single pen blanks up to 1,500 lb. whole burls. With 20+ species in stock, there is something for everyone. Members get a 15% discount by mentioning their MCW membership during a phone order or by entering "WOODTURNERS" as a coupon code during online ordering.





Duane Schmidt
Sculpture
Cherry, Off Center Turning