



OFFICIAL CHAPTER
AAW
 AMERICAN ASSOCIATION
 OF WOODTURNERS

MEETING LOCATION

Your own home,
 in that favorite easy chair,
 or the living room couch.

MEETING AGENDA

6:30 - 7:00 - Log into Zoom, social time
 7:00-7:15 - Business meeting
 7:15-7:45 - Show, Tell & Ask
 7:45-9:15 - Program
 9:15-Chat with Demonstrator

Notice to all, submissions for TJ must be in by 25th of the month.

August 12th, 2021
Art Liestman - Lost-wood Box
Zoom session opens at 6:30

Contents

Evening Program	1
Editors Corner	3
Presidents Message	4
Minutes April Virtual Meeting	5
Future Programs	7
Direct links to photos	9
Missing Cameras	9
Click It & Video View	10
MoCo Ag Fair	11
MCW Picnic	14
Show & Tell	17
Treasures Report	28
Members in The News	28
Your Milage May Vary	30
AAW Focus	31
Women In Turning	32
Links	33
Remote Connections	34
Member Contacts	35
MCW Resources	36
Member Discounts	37
Tailstock	38

Thanks to our Contributors :

Gary Guenther

Tim Aley

Many of you are familiar with Art's signature whimsical series (plural) of puzzle pieces and funky tea pots (like the one Phil Brown owned) and things that don't look like they were made on the lathe. This will be a treat. He's going to show us his "lost-wood" techniques



where a piece of waste wood is glued in before turning and removed afterwards. In this case, his result will be a fully hollowed and lidded box that is very much not round.

Art's motto is "I Just Make Stuff". And Make he does, and has been for 20 years. You can see a lot

of his striking work on his website galleries at: <http://www.artliestman.com/image-galleries.html> He was a demonstrator at the recent AAW 2021 Virtual Symposium, and, honestly, his demo was one of the few I watched; I enjoyed it thoroughly – he’s fun and a great turner, teacher, and wood artist. His Symposium demo was TOTALLY different from what he’ll be doing for us.

His work has been featured in numerous shows and exhibitions, in various magazine articles, and in several books. He has taught week-long courses at the John C. Campbell Folk School, the Arrowmont School of Arts and Crafts, and Ecole Escoulen, as well as numerous single-day classes for local clubs. He has demonstrated in seven AAW International Symposia and served on the AAW Board of Directors from 2014-2016. Originally from Kansas, Art has lived in Coquitlam, British Columbia for many years and is now retired from his career as a university Professor.

Art’s article describing the lost-wood process, “Beyond Round: The Lost Wood Process” was published in *American Woodturner*, Aug. 2012 (Vol. 27 #4). Check it out in advance to get the gist of what he will be showing us live.

Please add August 12 to your calendars – you don’t want to miss this one.

Please be advised when you make your voluntary donation to MCW for this program that the demo fee needed to cover costs is \$10 per person. Thanks for your understanding.



Editor's Corner (Mike Colella)

SELF Show & Tell

For our virtual Show & Tell, we will limit people to 2 turnings. **Submission deadline, Noon of meeting day**, please email your images to me (michael.j.colella@gmail.com), **please "Attach" the images**, do not imbed them in the email. Include the following information for each piece:

- Your name
- Title (if any), Size
- Wood species, Finish notes
- Any other information you might want to add.

I will prepare all the images to show, and when your piece comes up you will be allowed to open your mike and discuss your piece while it is being showed. Please keep your comments to 2 minutes.

Please join in.

August 12th, 2021 Remote Meeting Information

Our meeting will be conducted over ZOOM. You will receive the ZOOM meeting information at least 24 hours before the meeting via email from Gary Guenther, Program chair. The meeting will begin at 7pm, but the ZOOM meeting will be active at 6:30 for system testing, chat with friends, and fellowship! Sign in, mute your microphone unless speaking, and get comfortable!

Agenda:

7:00	President's Remarks and abbreviated business meeting	Bob Anderson
7:15	Show Tell and Ask	Mike Colella
7:45	Demonstration:	Art Liestman

Meeting Notes: Get involved, ask, share, and chat!

Please mute your microphone unless you are speaking

Test your Zoom settings before the meeting at <https://zoom.us/test?zcid=1231>

Zoom Support Center: <https://support.zoom.us/hc/en-us>

To help defray the cost of the demonstration, you are encouraged to chip in using our secure PayPal link on the MCW website. **We suggest a contribution of at least \$10 to cover the cost of our demonstrator.** You do not have to sign up for PayPal to send money. Click on the link or navigate from the "Meetings" page.

Thank you.

<https://montgomerycountywoodturners.org/demo-fee/>



President's Perspective - Bob Anderson

You have by now been contacted by a board member about your preferences for the club moving forward. One result was the overwhelming desire to return to in-person meetings. The last newsletter said we were anticipating being together in September. Since that writing, though, there have been issues that will delay that return.

One large one is that we have to reconfigure and re-orient our demonstration area to coordinate with the Woodworkers Club's new parameters. A group of us went out to the Woodworkers Club to determine what was needed and to get training on the television equipment they had installed. We also took down the A/V equipment in our old area and stored it, since we will not be able to set anything up permanently in the new classroom. However, it is pretty out of date: the amp had a manufacture date of 1997, an eon or so in the world of modern electronics. We will have to purchase new equipment (cameras, etc.) to provide and expand our offerings, chief among them is the capacity to stream our in-person meetings to members at home who cannot make meetings in person.

The second issue is the Delta variant and its uncertain trajectory. As this is written, the CDC has just revised its guidelines for both the vaccinated and unvaccinated, and it seemed too soon to make a commitment to a return.

We are certainly looking forward to a return. Everyone had a great time at our recent annual outdoor ice cream social/picnic, hosted by Mike and Sue Colella, and it emphasized the camaraderie we've enjoyed over the history of the club. Outdoors with trusted friends was fine, but we remain somewhat hesitant to create more density in a small indoor space. December, our annual holiday potluck, is the first scheduled time to return, and we will monitor the situation as it evolves. In the meantime, we hope you will continue to join us for our monthly Zoom meetings and demos.

Bob



Montgomery County Woodturners Meeting Minutes July 2021

The Zoom meeting of the Montgomery County Woodturners (MCW) club was called to order by President Bob Anderson at 7 pm July 15, 2021. There were 20 individuals present. One new member, Paul Paukstellis, a biochemist from the University of Maryland, was present and welcomed to the club.

The **bring-back challenge** has been suspended because of the suspension on in-person meetings. One member preset suggested we try to determine a way to continue them despite the current meeting format.

People who have not paid their **dues** for the year have been added to a friend's list and will receive the monthly newsletter. Please continue to search for and recruit woodturners who are unaware of MCW and the benefits it brings.

The MCW Board has been meeting to discuss the **return to in-person meetings**. The Woodworkers Club has increased its space and, as a result, is now focusing on offering more classes. As a result, our normal meeting day and time (the Thursday before the second Saturday of the month) is no longer available. Furthermore, we will be charged \$75 per month for the use of their space when we do meet. Our meetings will now be held in the new lathe room (Classroom 3), and we are looking at the mechanics of doing a Zoom (IRD) meeting for those who cannot or do not wish to attend in person.

The Woodworkers Club will not allow us to permanently affix our video equipment in the new space and thus an in-length examination of our various options will need to be done. A club delegation to assess these issues will visit the new classroom next week. Due to these constraints, as well as the presence of the more virulent delta variant of Covid, the Board made the determination to not hold an in-person meeting in September. Our next in-person is scheduled for December 21, 2021. To attend any in-person meeting, the Board has also decided that **MEMBERS AND THEIR GUESTS MUST BE FULLY VACCINATED**.

Additionally, to determine the preferences of members vis-à-vis resuming in-person sessions and continuing Zoom meetings, the Board is currently doing a **survey of members**. The survey is short, but you are invited to expand your answers. We look forward to your input.

The **AAW Symposium** is scheduled for next week via Zoom. Anyone wanting to attend needs to sign up by tomorrow.

During the pandemic, **all our in-person activities** remain cancelled.

The **Montgomery Agricultural Fair** is scheduled for August 13-21 in Gaithersburg at the Fair Grounds. Parking is available in Lake Forest Mall near the bus section. There will be signage directing attendees to proper parking. Tim Aley is handling this event for the club. Anyone interested in coming by to help out, hang out, talk about MCW or demonstrate should contact him (taley16922@aol.com). Volunteers are needed for both the morning and afternoon sessions. There are still booths available to display at **Black Rock Center** for the Arts and Farmers Market. It is

scheduled to end in July but it may run through the fall. A 10x10m space can be secured for \$50 and vendors may sign up for a maximum of four days.

Joe Barnard reported that the **Potomac Public Library** is scheduled to have a display in October. He also said that members work that were on display in the Damascus Library have finally been recovered.

Stephen Price is still coordinating **Beads of Courage** for the club. He encourages you to take some of your time at home to make a few boxes for the children enrolled in this program. He is planning on reaching out to program coordinators to determine where they are with regards to the pandemic.

Ellen Davis has made a request for bowls **Turning Works**, which she coordinates. Bowls, ice cream scoops or anything you would like to donate would be greatly appreciated. Ellen can be reached at ellen@twistedtreedesign.com.

We are still in need of a representative from the club for **Women in Turning (WIT)**. Please contact President Anderson if interested at Robert.anderson4@verizon.net.

Any MCW members who are planning to **display and sell their work**, should let Mike Colella know so that he can list the venue and time of the event. In this way, He can include this information in our monthly newsletter, the Turning Journal.

Please be sure to support our friends at the **Woodworkers Club**. With the pandemic, the new space and their expanded education program, much has changed for them.

MCW's annual **Ice Cream Social** will be held July 25 from 12-4pm at Mike & Sue Colella's home in Laytonsville. Mike will supply cold drinks, picnic meats and ice cream. Attending members are asked to bring a side dish or dessert. (Please coordinate with Mike on this, 301-520-9195 or Michael.j.colella@gmail.com.) Let Mike know by July 20 if you are coming and what you intend to bring.)

The **next meeting is scheduled for Thursday August 12, 2021** at 7PM. Art Liestman will demonstrate turning a Lost-wood Box. You can see his work at <http://www.artliestman.com>

Show, Tell & Ask items were contributed by Christopher Burns. Duane Schmidt, Gary Guenther, Jeff Struewing, Joe Barnard and Mike Colella.

The business meeting ended at 7:17 pm and the **demonstrator for the evening** was Rudy Lopez who showed us how to make a banana bowl. Be sure to check out his website <https://rudolphlopez.com>.

Respectfully submitted,

Mary Aronson

MCW 2021 FUTURE REMOTE PROGRAMS (Gary Guenther)**September 9, 2021 (Zoom 7:00 p.m.) – Interactive Remote Demo – TBD****October 7, 2021 (Zoom 7:00 p.m.) – Robin Costelle – Finial and spindle gouge**

As promised, I'm having Robin Costelle back again, after an excellent program for us in April. Robin is an amateur, hobbyist woodturner, just like us. He has been woodturning since 2003 and has run the gamut from pens and bowls and boxes to large, complex segmented forms and sculptures. Speaking for myself, I can say I've long been a fan of his elegant finials and bark-edge pedestal boxes and collected eight different "fave" images for my "Design" folder over the years. His forms are always impeccable. Design and form and line are very important to him. I was very excited to hear from a friend that he is doing IRDs now and to be able to chat with him and to snag his services for our April demo. That was a very good program, so I have once again engaged his services – this time to put a finial on that two-piece HF from April and, in the process, to show us more about how to use a spindle gouge gracefully and to good effect.



Robin turns, teaches, and demonstrates in and around his home state of Kentucky, but now he's branching out (yes, that's a tree joke) with several IRDs. Besides woodturning, he also dabbles in pottery and building wooden musical instruments, outfitting fly rods, and crafting wood fishing nets. You can see a lot of these activities and projects on his homey website here: <http://www.robincostelle.com/> Robin lives on a small farm outside the town of Fern Creek, near Louisville, in north-central Kentucky along with his wife, Connie, and three children.



Robin is a finial master. His finials are made specially to go with his hollow forms. The finials often contain a diminutive representation of the vessel itself. Is that cool, or what? Here are a couple examples of what I'm talking about. Yes, those subtly beaded hollow forms in the photo were made in two pieces, just like the one he did for us, and now we're going to get a finial to go with it. He's going to show us the techniques, tricks, and tips for using a spindle gouge effectively and efficiently while making a spectacular finial in the process.

Saturday, Nov. 6, 2021 (Zoom 1:00 p.m.) – Philip Greenwood – Bark-edge Pot

Philip Greenwood (is that a great name for a turner?) is a delight. Perhaps you watched his excellent demo of an earring stand for Chestnut/Conkers back in March. I was extremely impressed by his teaching skills and the tool use he displayed during this demo of an everyday object, and I sought him out. Phil graciously accepted my invitation to turn for MCW. Tentatively, I have asked him to demonstrate a bark-edge pot for us.



Phil lives in the North Yorkshire area of England, only about ten miles from Castle Howard, where *Brideshead Revisited* was filmed. He started woodturning full time in 1986 and attended craft fairs for more than 12 years. He was accepted onto the Register of Professional Turners in 2006, showing he had reached a very high standard. He has been a woodturning demonstrator since 2008 at clubs and exhibitions. He has published over 60 articles in *Woodturning Magazine*. He likes to work with native timber, sourced locally. His work ranges from utility ware to works of art. He produces small to large items, which he sells at the shop adjacent to his workshop. Phil has a great attitude, to go with his skills, and this is guaranteed to be a fun and instructive demo.

December 2021 – date, time, and place unknown – Potluck? TBD



Octoberfest at the Woodworkers Club is coming on October 2

The Woodworkers Club will hold its second Oktoberfest on Saturday, October 2nd. Set up begins at 9 am, and the event begins at 10 am. The event will run all day through 6pm. Clean up/ break down begins at 6pm. **MCW is promised a booth at the festival** [we will do demos again] and all other **MCW members are welcome to apply for their own booth to sell their goods**. All individual booths are responsible for processing their own sales. Mallory will be getting that application to us shortly. As a means for preparation members who want to participate are asked to take nice images of their work so they can be ready when the Google Form application is made available.

This year, much like last year, will include the presence of True Respite Brewing Company as our local beer vendor in addition to food trucks. We are still securing our food vendors though it appears that O'Boy Pizza will be one of them where they specialize in, you guessed it, pizza and ice cream!

DIRECT LINKS TO ONLINE PHOTOS - (For your viewing pleasure)

Note: All photo albums are captioned. Every photo has a caption. Depending on your platform, to see the captions look in the upper right. You should click or tap the circled "i" (which stands for "information") or the three vertical dots and then select "information" from that menu. Enjoy.

July 2021 Remote Gallery:

<https://photos.app.goo.gl/9GCe4jjcxbJWEn2H7>

MCW Picnic Photos:

<https://photos.app.goo.gl/Ns3693Qjs5Rcib4u6>

July Demo: <https://photos.google.com/u/1/share/>

[AF1QipMVDiGCJtYOM_n71DgAJ3J2hFG7DnXyOjRHpucW3oF27DLGd94cyYP68ANW6keTuQ?key=alhfrI9zTEVqNzFkS0tiLTZjaVR5d2pHSzdNSEhB](https://photos.google.com/u/1/share/AF1QipMVDiGCJtYOM_n71DgAJ3J2hFG7DnXyOjRHpucW3oF27DLGd94cyYP68ANW6keTuQ?key=alhfrI9zTEVqNzFkS0tiLTZjaVR5d2pHSzdNSEhB)

I finally got a chance to see the CCC show and it is very interesting! If you get a chance, I suggest you go and take a look.

2 Creative Craft things you may find interesting from your home....

1. Below is info for a live conversation with the CCC Director and the JRA and it is open to the public.

2. CCC made a nice video on the CCC and the show. Some of our members' pieces are shown in it. The link is

<https://drive.google.com/file/d/1fYUYQ7KA2r1KJyuojglFlK6NxmpTGiJS/view?usp=sharing>

Tim Aley


Our A/V group (Mike C, Joe S, Joe B, Tim A, Bob A) discovered that a **camera and microphone were missing from our cabinet** at the Woodworkers Club. We are speculating that someone had permission to take it after our last in-person meeting and use it for a while, but no one can remember how that worked (that was over 17 months ago). It didn't get back because we haven't been back. A search of WWC couldn't find it, and WWC staff didn't know anything about it. Given that the two cameras on the walls were still there, anyone swiping the box would have to know the combination for the cabinet, and the cabinet was securely locked, it's just a mystery - but almost certainly one with an "oh, yeah, now I remember" reasonable solution.

The mic and camera were in a small black or blue plastic box. **If you know of the whereabouts, please let Bob or another of the A/V committee know.**



CLICK IT – Web Site of the Month (Gary Guenther)

A recommendation of a link I believe to be worth your time:



Michelle Holzapfel is the AAW 2021 POP Merit Award winner. IMO a very worthy choice. Her wood art is nothing short of amazing. Check her out in the following links, and more.

https://en.wikipedia.org/wiki/Michelle_Holzapfel

<https://americanart.si.edu/artist/michelle-holzapfel-7166>

<https://www.craftinamerica.org/artist/michelle-holzapfel>

Includes a 12-minute video.



VIDEO VIEW – Video of the Month (Gary Guenther)

Guenther)

Online woodturning action for your viewing pleasure

More Kent Weakley. I seem to be stuck in a rut recommending Kent, but I like the way this guy teaches. Here's his take on bowl gouge bevel angles and shapes and uses, while rough turning a bowl. Tons of info here. Nice description of the tools and cuts and reasons. (37:41) Worth your time and attention.

<https://youtu.be/o2dS0FWfLT4>



August 13 - 21 2021 Montgomery County Agricultural Fair

<https://mcagfair.com/>

The fair will go on as normally as they can. Conditions may change in the county but the fair has contingency plans for most things. The fair is late in starting to get everything that they usually have but most things will be there!!! There will be some, (I don't know how many) volunteers that will not be able to help at the fair this year. **IF YOU WOULD LIKE TO HELP IN OTHER PLACES THAN JUST MCW, let me know!!!!**. We have work days in the Old Timers section on Saturdays starting July 10th and I believe there will be opportunities in the oldtimers area during the fair as well. These hours count toward your lifetime membership as well as during the fair!! John and I each try to spend at least one day helping before the fair. It is usually not very hard work but needed to make the Old Timers section a success.

MCW will have a tent with MCCarvers again this year. We will set up on the morning of Friday Aug. 13 and turning from Saturday the 14th thru Sat the 21st and takedown on the morning of the 22nd. **YOUR HELP IS DESIRED ON ANY DAY(S) YOU CAN MAKE IT!** I know some of you can't make it, for many reasons, but if you can, consider coming out and sharing the gospel of woodturning! If you just retired like me, come out all day, every day!!! :) I usually ask for volunteers in the morning and afternoon each day. **10am -3pm and 3pm -8pm** (we may close early depending on the neighbors) I am **VERY FLEXIBLE** with schedules and days. I would love to have someone there every slot but if not, that is why I am there. We will have tickets for you to get in and you can enjoy the fair after or before your shift. **PLEASE LET ME KNOW WHAT DAYS YOU WANT TO WORK SO I CAN GET YOU FREE TICKETS!** TEA.Turning@gmail.com

We will not be getting a larger lathe from the WoodWorkers Club this year, so we will most likely have 2 smaller lathes. MCW has the Jet Midi currently at the Woodworkers Club and I have one myself (not variable speed). **If you have a lathe that you would like to loan us for the week that would work better or be bigger than a Midi, please let me know!!!!**

The Arts and Crafts entries are on!, so **work on your entries!** Here is some info...

Montgomery County Fair Arts and Crafts entries 2021

ARTS AND CRAFTS ANIMAL OF THE YEAR FOR 2021 IS THE DOLPHIN

DEPARTMENT 71: ADULTS (20 yrs+)

RULES and REGULATIONS

1. THERE CAN BE ONLY ONE ITEM PER CLASS. For example, only one entry each in oil landscape, waterscape, etc.
2. Entries in Fine Arts (Division 1) must have screw eyes and wire securely attached, ready to hang. All work entered otherwise will be disqualified.
3. The Fine Arts Professional Class is for entries by people who sell their work, art teachers and those entries judged of professional quality

4. Exhibits, excluding Legos/K'nex, requiring more than average wall space (24 x 36 inches) must contact the Chairwoman of this department (Janet Tocknell at (301) 942-8963) by August 1st.

ENTRIES RECEIVED

- Wednesday, Aug. 11 from 3–8pm
- Thursday, Aug. 12 from 3–8pm

ENTRY DEADLINE

NO PRE-ENTRY

Bring item(s) during days and times listed above to the Arts, Crafts, Hobbies & Photography Building.

Seniors (60 and older)— To avoid standing in line, call Janet Tocknell at (301) 942-8963 to schedule a time for entry. Please call by Aug. 1st.

ENTRY FEE - None required

ENTRIES RELEASED- Sunday, Aug. 22, from 1–4pm

BUILDING HOURS

Sunday, Aug. 15–Saturday, Aug. 21, from 10am–10pm

WOOD CRAFT

357. Wood craft (hollow ware/flat ware, plates, bowls, etc.).
358. Wood craft, spindle turned items (gavels, baseball bats, etc.).
359. Wood craft, hollow ware/flat ware, other (vases, etc.).
360. Wood craft, spindle turned ornament.
361. Wood craft, spindle turned pen, pencil, seam ripper.
362. Wood craft, spindle turned wand.
363. Wood craft, flat work (bookends, small chest, etc.).
364. Wood craft, large flat work (items requiring more than 36" w x 24" d x 36" h wall or floor space are to be exhibited in the Home Arts Building).
365. Wood craft, hand carved, painted or unpainted aquatic birds.
366. Wood craft, hand carved, painted or unpainted non-aquatic birds.
367. Wood carvings other than birds.
368. Wood craft, hand carved other than animal or human.
369. Wood craft, hand carved spoon/functional item.
370. Novelty wood craft (carving, inlay, etc.).

Full Catalog is here...

<https://mcagfair.com/data/upfiles/media/2021%20Arts%20and%20Crafts.pdf>

Any other questions? Please contact me!!!

Tim Aley

TEA.Turning@gmail.com

THERE IS STILL TIME TO SIGN UP FOR THE FAIR!

If you are interested and don't know what goes on, please contact me and we can talk. I have tickets to send you before the fair so sign up now.

[Signup sheet](#)

More info from before...August 13 -21 2021

<https://mcagfair.com/>

The fair will go on as normally as they can. As of now we are a go. Conditions may change in the county but the fair has contingency plans for most things. The fair is late in starting to get everything that they usually have but most things will be there!!!

MCW will have a tent with MCCarvers again this year. We will set up on the morning of Friday Aug. 13 and turning from Saturday the 14th thru Sat the 21st and takedown on the morning of the 22nd. **YOUR HELP IS DESIRED ON ANY DAY(S) YOU CAN MAKE IT!** I know some of you can't make it, for many reasons, but if you can, consider coming out and sharing the gospel of woodturning! If you just retired like me, come out all day, every day!!! :)

We will not be getting a larger lathe from the WoodWorkers Club this year, so we will most likely have 2 smaller lathes. MCW has the Jet Midi currently at the Woodworkers Club and I have one myself (not variable speed). **If you have a lathe that you would like to loan us for the week that would work better or be bigger than a Midi, please let me know!!!!**

I am asking for volunteers in the morning and afternoon each day. (10am -3pm and 3pm -8pm I am VERY FLEXIBLE with schedules and days. I would love to have someone there every slot but if not, that is why I am there. We will have tickets for you to get in and you can enjoy the fair after or before your shift.

Add your entries to the Arts and Craft show and give woodturning a good showing.

<https://mail.google.com/mail/u/0/?tab=rm&ogbl#search/montgomerycountycarvers%40gmail.com/FMfcgzGkZGICctxMzNZQmZWIPrHCDlzn?compose=CllgCHrkVlxHJFZdMQssPsLmNXXjctNQQpwqskVnBnQCbHJmgXmgKmFCJPdH WGdxMTKgvnLVLJq&projector=1&messagePartId=0.1>

Tim Aley

4th ANNUAL PICNIC with Ice Cream Social JULY 25 SUNDAY 12PM - 5PM

MCW Picnic breaks the barrier! By Gary Guenther

On a warm, sunny Summer afternoon in late July 2021, a group of intrepid MCW Members took the opportunity to shake off the grim shackles of the previous 17 months to once again enjoy each other's social company, live and in-person at Mike & Sue Colella's, for our fourth Picnic and our sixth Ice Cream Social. To say that we had a good time renewing friendships and sharing the fellowship of food and drink would be an understatement. Did the time since February 2020 pass slowly or quickly? Yes, it did.

The lovely garden, guarded by a proudly purple dragon, was in full bloom, with rare lilies rampant. The model train was running the rails through its miniature environment once again. What has to be the tallest sunflower in the entire world was reaching to achieve a height suitable for Jack's needs, in lieu of a beanstalk. As always, Mike's shop was a magic magnet to delight the curious and the knowledgeable alike.

The table of member-donated foods could not have been more delightful to view, with its many bright, fresh colors, or more tasty to sample, if it had been catered by a famous professional. The colors and taste combinations were culinary art, while Mike provided an assortment of meats including perfectly-sized sliders and mini-sausages. The shaded conversation and dining area was lively with shifting chairs and discussions throughout the afternoon as we kept moving out of the path of the encroaching sun. Mike upped the ante for the ice cream by providing an assortment of individual frozen treats, many with links to past memories. It really doesn't get any better. Check the bucket-list box for one brief, shining moment...







Photo contributions:
Mike Colella & Steve Drake

Show, Tell & Ask Remote Gallery
July 2021



Chris Burns
Pair of charred-oak
whiskey tumblers -
5" tall, 3.5" wide



Chris Burns
live edge Cherry bowl 6.5" tall x 6.5" wide

Duane Schmidt
This piece is just for
reference (take off point)
for the following two.





Duane Schmidt
sculpture
8" height by 3.5" x
3.5"
black walnut, cherry,
red maple.
influence from stacked
or balanced stones



Duane Schmidt
sculpture
5" height by 3.5" x 3.5"
black walnut and cherry
influence from stacked or
balanced stones


Gary Guenther
Pocket Pill Holder
"Unblocked"
2.5" long x 0.75" dia.
amboyna burl (pen blank) and
metal key ring insert
CA glue finish and Simoniz
carnauba wax



Gary Guenther
sphere
"Character"
3.25" dia.
silver maple burl
ebonized with FeSO_4 ;
sanding sealer, gloss lacquer




Jeff Struewing
pendants,
1-3/4" x 1/4"
cherry & maple



Jeff Struewing
homemade chuck jaws,
on center and off-center,
for holding pendants
A little investment goes a long way.

Joe Barnard
Maryland
'calabash'
3.5" x 7.25"
Walnut with
maple pewas



Joe Barnard
'salad' bowl
5.5" x 8.5"
maple with walnut pewas



John Laffan
Toothed Bowl
3" x 5" x 3.5"
spalted sycamore?
walnut oil finish



John
Laffan
"Sylvia's
bowl"
4.5" tall x
9" dia.
cherry
oil/wax
finish



Mike Colella
"Dinosaur Egg"
4"h x 2.5" dia.
pine cone, resin
polished to 9000;
finished with
"Yorkshire Grit"
medium & fine
With light in base.



Treasury report - December 2020 (Tim Aley)

Beginning Balance	\$3,935.51			
July Income 2021			June Expenses 2021	
Membership 2021	\$26.06		Membership Paypal fee	\$1.06
Future Membership	\$0.00			
Lifetime Membership	\$0.00		Demonstrator	\$315.00
Demo Fee	\$176.71		Paypal fee Demo	\$9.07
Total	\$202.77		Total	\$325.13
Ending Balance	\$3,813.15			

Members in the news

Paul Sandler	I also have some utility items for sale at the Something Earthy Pottery Studio at 24410 Hipsley Mill Road, Laytonsville, MD 20882, and I have submitted to the Black Rock show, but haven't heard back as yet.
William Flint	I also sell on Etsy. My shop name is UFOKing, the direct link is https://www.etsy.com/shop/UFOKing
Jeff Struewing	I will have a booth at the Takoma Park Street Festival on Sunday, Oct 3, 2021, 10am-5pm.
Tim Aley & Paul Sandler	Tim Aley And Paul Sandler are members of the Gaithersburg Artist Collective. We are a co-op of artists in many mediums. Our current show is at a pop-up gallery at 26-A Grand Corner Avenue, Gaithersburg, MD 20878.
Mike Colella	Maryland Renaissance Faire Opens August 28 thru Oct 24 HAZZAH!
Joe Barnard	Will be at the Olney Farmers Market, May 9, 9-1, and other dates to follow. 2919 Olney Sandy Spring Rd, Olney.

30TH ANNUAL STRATHMORE JURIED EXHIBITION SEPTEMBER 7–OCTOBER 30, 2021

In celebration and in sympathy, “touch” is an expression of care and comfort. For the 30th annual juried exhibition, Strathmore invited artists to submit original artwork that explored the theme of touch in its varied meanings.

Touch can be a physical or emotional sensation. It may be a part of bonding—desire, comfort, or protection—or instrumental in communication—reaching, clasping, or propelling. Touch may include tactile textures we encounter with our fingertips, or senses we feel by degree, as with temperature and pressure. Touch is also an emotional sensation in moments that evoke a profound response, sometimes producing tears, goosebumps, or laughter.

Banner: *Market Friends—Rwanda* by Judy Buelow, *Two Ballerinas* by Karen Merkin, *Rise Up* by Esperanza Alzona

Tim Aley has a piece in this show, Congrats Tim!



Your Mileage May Vary (Gary Guenther)**Tips****Hints****Ideas****Tricks****5/16" (8 mm) straight-nose, round skew for use as a negative-rake scraper**

In the great scheme of things, a new tool is a small pleasure, but, hey, we'll take 'em where we can get 'em. In his recent demo for us, Richard Findley showed us how he uses a small, straight-across, round skew as a negative-rake scraper to cut a 90° mortise in a small box lid without the square corners of a rectangular bar hitting the wood on a relatively tight curve and pushing the cutting edge away from the corner. Good idea, Ollie. Sure, I need one of those! I have a 1/4" round skew made by Bob Rosand (he sold them here when he demoed for us), but I use that as my tenon-refining tool, so I don't want to regrind it, and it's a bit small for this, so I obviously needed to make one.

I had long ago purchased a set of cheap Chinese punches with softish plastic handles to use for making small turning tools, and I had a 5/16" size remaining. Perfect! It's an easy thing to grind, once, maybe, but regrinding it to precision, repeatedly, could be frustrating and waste metal, and it's already short enough! Richard, pro that he is, sharpens his by hand and eye, but I prefer to use a jig. That, too, is easy to make -- and quick and simple to use. My punch is held in its handle by a 15/32" diameter collet that sticks out of the front of the handle by nearly 3/8". That is perfect for holding it in a wooden jig. I just drilled out a piece of very-hard scrap wood (the grain looks like hickory, but it's probably an exotic) on the lathe for a tight fit -- happily, 15/32" matches one of my pen drills. I pre-ground much of the bevel steel away with 60 grit by hand and eye first and then refined the final shape in the jig by holding it on the grinder platform set to my chosen angle. That's your choice -- I went for an included angle of 44° (22° on each side) because that's what Richard mentioned, and this tool could thus also be used as a skew, should the right application come along. I marked both sides of the tool and jig precisely for indexing while sharpening. I also coded the sides of the tool and jig in red and green, both for use in the jig and for use at the lathe, so I can see quickly which side the burnished grinder burr is on. (Richard uses the bar of any handy gouge for hand burnishing the edge to accentuate and strengthen the burr into a decent, lasting hook.)



AAW Virtual Events

Enjoy high-quality, online demonstrations, presentations, and other virtual engagements featuring world-renowned and top woodturning demonstrators.



2022 AAW Symposium

Chattanooga, Tennessee

June 23 to June 26, 2022



2021 WIT Virtual EXCHANGE

Women in Turning (WIT)



WIT Representative for MCW Needed!

Ellen Davis, has been our WIT rep for a number of years but now is no longer to fulfill the roll. If you are interested please contact Ellen for details,
Ellen@twistedtreedesign.com

World Connections - Links and other noteworthy places.

This page will be dedicated to useful and noteworthy links, Feel free to email me with suggestions: michaeljcolella@gmail.com

AAW: <https://www.woodturner.org/>

Arrowmont: <https://www.arrowmont.org/>

Women In Turning: <https://www.woodturner.org/?page=WIT>

The Woodworkers Club: [The Woodworkers Club](#)

MCW Facebook page: <https://www.facebook.com/groups/194941367515051>

AAW Photo Gallery: <http://www.aawforum.org/community/index.php?media/>

Worth checking out to see some amazing work.

Mark Supik: <https://www.marksupikco.com/>

Conkers Live: <https://chestnutproducts.co.uk/conkers-live/>

Talking Turning: <https://www.awgb.co.uk/talking-turning-zoom-sessions/>

Wood Symphony Artists: <https://www.woodsymphony.com/wood-artists>

To Be Continued.....

Note:

As we all continue to find interesting demonstrators around the world, PLEASE let me know so I can post them here for everyone else to benefit.

Be sure to check out the links Gary has provided below, which I will continue to post as long as they are still active.

Remote Connections (Gary Guenther)

One positive that has come in response to the loss of in-person camaraderie caused by the pandemic is the proliferation of new venues of free online woodturning content. A number of woodturners feeling the lack of customary togetherness are creating and participating in online venues to try to keep the community connected via interactive demonstrations, interviews, and discussion sessions. In two cases these are being assisted by corporate sponsorship. Here are five excellent examples for your selection.

Conkers Live

This is a regularly-scheduled series of free, interactive woodturning demonstrations, sponsored by Chestnut Products (which produces a variety of finishes, dyes, etc.). There is no overt advertising. The purpose is to support demonstrators and keep turners together during the lockdown. All the demonstrations are free to watch and can be accessed from this web link: <https://chestnutproducts.co.uk/conkers-live/> It is based out of the UK and hosted by Terry Smart. It is distributed directly from their website and requires no Zoom or registration -- just tune in as you would with YouTube. Each show is a different demonstrator. They are produced in the evening UK time, which is early afternoon EST. You can subscribe to their bulletins to get updates about events and demonstrators. Future dates are Dec.14, Jan.11, Feb.4, Feb.24, March19, April12, and May 12.

Woodturning Live

This regularly-scheduled series of free, interactive woodturning demonstrations, held via the Zoom platform, is sponsored by Record Power, a respected equipment maker. There is no advertising. It is hosted by Mike Davies from New Zealand with Aussie turner Theo Haralampou as the demonstrator. They are transmitted in the morning from NZ/Oz, which puts them in early evening EST. I find Theo's demonstrations to be interesting, informative, varied, and excellent. To join these educational and entertaining live sessions simply email miked@recordpower.co.uk with RSVP in the subject line, and you will immediately receive your log-in code by return email.

Meet the Woodturner

This regularly-scheduled series of live interviews is based in UK and hosted by Pat Carroll from Ireland. Each episode highlights the woodturning life of a well-known turner in an interactive Q&A session with questions also taken from viewers. To sign up for these Zoom sessions, email meetthewoodturner@gmail.com and you will receive invitations.

Behind the Scenes

This "occasional" show is periodically sponsored by Trent Bosch Studios and also highlights the woodturning life of a famous turner in each episode. <https://virtualwoodturningdemos.com/> These are on Zoom, and free, but registration (for \$0.00) is required. These freebies are held in conjunction with other paid IRDs sponsored by Trent. You can get on a mailing list to receive the announcements of future programs.

Talking Turning

This is a regularly-scheduled series of shows sponsored by the Association of Woodturners of Great Britain (AWGB) -- their version of the AAW. The focus here is a live Zoom forum for talking about various preselected turning subjects and having Q&A during the sessions, with an hour of open-mike discussion with attendees participating. You can go here for more info: <https://www.awgb.co.uk/talking-turning-zoom-sessions/> After registering, you will receive a confirmation email containing information about joining the meeting. Register in advance to ensure you receive the email with meeting details. The meetings are at 2:30pm EST every Tuesday and Friday afternoon.



Chapter Positions Contacts

Updated 1-4-21

President	Bob Anderson	robert.anderson4@verizon.net	301-270-6005
Vice President	Jeff Gilbert	jmgilbert3@verizon.net	301-460-6928
Secretary	Mary Aronson	mmharonson@gmail.com	202-291-0654
Treasurer	Tim Aley	taley16922@aol.com	301-869-6983
Program Chair	Gary Guenther	gary.guenther@iname.com	301-384-7594
Membership Chair	Steve Drake	skdjmbd@gmail.com	301-208-8265
Newsletter Editor	Mike Colella	michael.j.colella@gmail.com	301-942-2853
Webmaster	Jeff Struewing	jeff@struewing.us	240-988-6422
President Emeritus	Ellen Davis	ellen@twistedtreedesign.com	301-728-5505

Volunteers

Wounded Warrior Support Program Director	Don Van Ryk
Skills Enhancement Program Director	Steve Haddix, Duane Schmidt assistant
Public Library Exhibit Committee	Joe Barnard, Mary Beardsley assistant
Beads of Courage Program Director	Stephen Price
Turning Works Program Director	Ellen Davis
Montgomery County Ag Fair Program Director	Tim Aley, Paul Sandler (assistant)
Turn for Troops Project Leader	Roman Steichen
Pen Skills Enhancement Program Director	Roman Steichen
Lending Librarian	John Laffan
Videography	Joe Stout, Joe Barnard, Joe Mosli
Gallery Photography	Mike Colella
Candid Photography and Web Albums	Tim Aley, Gary Guenther, Mike Colella
Show Tell & Ask Leader	Mike Colella
Show Tell & Ask Recording and Trucking	Richard Webster and Paul Sandler
Demo Fee Collection	Bob Grudberg
Setup Committee	Paul Sandler, Jeff Struewing
Clean-Up Committee	Paul Simon, Paul Sandler
Discount Deacon	Steve Drake
Bring Back Challenge Ticket Giver	Bob Grudberg
Activities Arranger	Tim Aley
Backup Treasurer	Ellen Davis
Backup Webmaster	Stephen Price
Backup Newsletter Editor	Mike Gerech
Backup Secretary	Steve Drake
Remote Program Local Host	Tim Aley

MCW Resources

Our Hosts: Our most important resource is our space. We are deeply indebted to our hosts, [The Woodworkers Club](#), for their continuing support in sharing their facility with us. Please give Amy, Chris, Matt, and Ralph your individual expressions of appreciation, both verbally and with your wallets. If you need something, they will get it for you, either off the shelves or from the catalog – with no shipping charge. Please help support them.

MCW Hands-on Mentoring Program: Hands-on mentoring is one of the most effective ways of learning turning techniques, tool use, and safety. We all have unique knowledge and ideas to impart. We encourage all Members to sign up to share a few hours of their time and knowledge at the lathe with each other, on a peer-to-peer basis, either in their homes or at Skills Enhancement sessions. We particularly encourage our new Members and beginners to use this opportunity to learn techniques and safety. Please let Ellen Davis at Ellen@TwistedTreeDesign.com know if you would like to participate.

Skills Enhancement: Once a month, we have an open lathe session at WWC, either on Thursday's before the meeting or on the Sundays after the Meetings, under the guidance of Steve Haddix. Please check the Newsletter and Web Site Calendars for monthly dates and reserve a limited slot in advance with Steve Haddix. Everyone shares skills and information, and its lots of fun.

MCW Facebook Group: MCW has a private Facebook Group. Use it to post pictures of your work, ask questions, check out upcoming events, and it provides another venue for our members to get to know each other better. Go to <https://www.facebook.com/groups/194941367515051/> and request to be added to the group.

MCW Lending Library: Books and DVDs are available for borrowing. We have a great selection of video demonstrations and instructional materials from many top professional turners. If you missed a Meeting and would like to see the Program, you can check out the DVD. Please sign the form to check them out from John Laffan. If you have titles out, please return them promptly. There is no charge for this service.

Silent Auction: Not everyone has access to a chainsaw or a band saw, which makes it nice to have access to reasonably-priced, properly-sized turning blanks. Please bring your 'road kill' to share with other Members.

Discounts: Steve Drake has assembled a selection of retailers who provide MCW Members with monetary discounts. First and foremost, of course, is the Woodworkers Club, but we have a number of others too. Please check out the list of participating merchants on the Web Site or at the end of each Newsletter.

Web Site: <http://montgomerycountywoodturners.org> Thanks to Webmaster Jeff Struewing we have an outstanding Web Site.

Newsletters: The MCW Newsletter Archive, accessible on the website, is a tremendous resource, containing the complete history of all MCW programs and activities from day one, as seen on a monthly basis through the years. All past issues back to Volume 1, Issue 1 in 2007 are available at <http://montgomerycountywoodturners.org/newsletters/>



Member Discounts

Woodworkers Club Rockville, Maryland (www.woodworkersclub.com). The Woodworkers Club, a Woodcraft affiliate, offers MCW Members a 10% rebate on all regularly priced items. After reaching certain plateaus of spending, you will become eligible for a rebate which you will receive by email and is good for 3 months. Non-qualifying items are power tools, items already on sale, gift cards, and items from companies that prohibit discounting (Festool, SawStop, Leigh, and a couple others). Our relationship with Woodworkers Club is very synergistic and important to us, and I encourage you to make your woodturning and woodworking purchases from them. If they don't have something in the store that's in the Woodcraft catalog or on their web site, they will get it for you, and you can save on shipping by picking it up at the store.

Exotic Lumber, Inc. Frederick, Maryland (<http://www.exoticlumber.com/>) With over 130 species in stock, Exotic Lumber has one of the widest selections available on the East Coast. We offer a 10% discount to MCW Members with membership badge. We have warehouse locations in Frederick and Annapolis, where you are welcome to select from our extensive selection of turning blocks.



Craft Supplies USA (www.woodturnerscatalog.com) is a family-owned and operated business serving the woodturning community. Individual MCW Members can save 10% on all finishes & disc abrasives -- just mention "Montgomery County Woodturners" and save, all year long.



Hartville Tool (www.hartvilletool.com) is a nationwide retailer of general and specialized tools for woodworking and home improvement. They offer free shipping to all. If you have accepted the MCW offer to "opt in" to be a member of the Hartville Tool Club, you will get a 15% discount on all tools (excluding sale items, gift cards, special orders, and Festool Products).



North Woods Figured Wood (www.nwfiguredwoods.com) North Woods is a multi-generational family-owned supplier of wood and wood blanks specifically selected with the woodturner in mind. They specialize in Pacific Coast native species of trees and have sizes from single pen blanks up to 1,500 lb. whole burls. With 20+ species in stock, there is something for everyone. Members get a 15% discount by mentioning their MCW membership during a phone order or by entering "WOODTURNERS" as a coupon code during online ordering.





Joe Barnard
'salad' bowl
5.5" x 8.5"
Maple with walnut pewas