



MEETING LOCATION

11910 Parklawn Drive, Unit L
Rockville, MD 20852

Meeting Agenda

- 6:00 -6:30 - Log in or attend
- 6:30-6:50 - Business meeting
- 6:50-7:15 - Show Tell & Ask
- 7:15-8:45 - Program
- 8:45-9:00 - Clean up & Exit

In Person and Zoom

Thursday April 9, 2026
Chuck Engstrom
Twice-turned Bowls

Table of Contents

President's Perspective	4
Editor's Corner	6
February Meeting Minutes	7
This is Your Copilot	9
Bring-back Challenge	11
Last Month's Program	12
Future Programs	13
Direct Links to February Photos	13
Skills Enhancement	14
Treasurer Report	15
Back To Basics II	16
Show Tell & Ask	17
Members in the News	35
American Assocation of Woodturners	36
World Connections	40
Chapter Officers & Volunteers	41
MCW Resources	42
Member Discounts	43
Tailstock	44

Tree to Bowl: Two bowl demos in one Program
...by Chuck Engstrom

MCW April 9, 2026 live at the Woodworkers Club and broadcast on Zoom by our a/v team.

MCW Member Chuck Engstrom will present a quick course in turning a mixed-grain bowl from a green blank rounded from a log. In general, the first step is "finding" the bowl in the log and removing the pith. Next is the removal of much of what is not wanted, either with the chain saw or, more precisely, with a band saw. Chuck will begin with such a green blank that is already prepared and demonstrate how it is roughed on the lathe into a thick bowl shape that will then need to be set aside for a lengthy period of slow drying, in hopes that it doesn't crack. It is guaranteed to oval and warp. Here, he will switch to a second, similar roughout that has already dried and warped a bit

and put it back on the lathe again to turn it to a final shape, ready to sand and finish. Tree to round bowl... that's a great demo for our beginning turners and a good refresher for others.

Chuck will discuss a couple of ways of mounting each blank, which each presenting different issues (there are too many ways to cover them all), and a simple method for drying the green roughout (again, too many possibilities to cover them all). He'll talk about appropriate bowl turning tools and will harass you relentlessly about the importance of frequent tool sharpening, which is critical to achieving the shape and surface you should want to end up with before you start sanding and finishing.

There will be no charge for this demo.

Chuck Engstrom is an MCW Member who has demonstrated for us three times previously, his last being right before covid, when he showed us many ways for holding wood on the lathe. He has also served as a Panelist on two Panel Critiques, his last being in September of 2023. We appreciate Chuck's membership and activities, particularly given that he lives far away in Chestertown, MD on the Eastern Shore.



Chuck is, perhaps, better known in the Chesapeake Woodturners community in Annapolis, where he has been President and held other roles over the years, including his current position as Board Member at Large (an office of great respect). He has taught woodturning classes at Maryland Hall for many years. He is also a professional, well known for his huge, high-end (pun intended) chandeliers.

As Chuck tells it, he turned his first bowl in 1980 -- walnut with lots of tearout and one broken screw still in its bottom -- on a friend's Powermatic

90. He started turning “for real” in 2000 when he went to work for Deep Landing Workshop (www.deeplandingworkshop.com) and was invited to turn the spindles for chandeliers they manufacture from scratch. By now, he has probably done well over fifty, in sizes up to nearly seven-feet tall.

He says he has tried most everything else in turning: bowls, boxes, pepper grinders, porch posts and columns, stairway balusters, spinning tops and wands for kids, etc. He is now retired from teaching woodturning classes for eight years at Maryland Hall for the Creative Arts in Annapolis, MD and occasionally at Woodcraft in New Castle, DE. He is a member of Chesapeake Woodturners, Montgomery County Woodturners, First State Woodturners, and AAW; he is headed for Raleigh this year. He has the usual turner's afflictions -- too much wood, too many tools.

Chuck offers a few words of guidance from David Pye:

“What I seek to achieve in my own work is to do a bit better. I set great store by the surface finish and the feel of the wood and also by the cleanness of the cutting: all the arrises [Ed. Note: “edges”] should be clean and all the curves should be fair, and so on. If you take enough trouble, endless trouble, that part turns out reasonably well – not every time, admittedly, but fairly often.”

And from Andy Warhol:

“Don't think about making art, just get it done. Let everyone else decide if it's good, or bad, whether they love it or hate it. While they are deciding, make even more art.”



President's Perspective - Joe Barnard

Hello MCW!

On Thursday, April 9th we will have MCW member and occasional demonstrator Chuck Engstrom to take us through the twice-turning technique that produces perfectly round bowls from wet wood. Of course, there will be much more knowledge shared with all in his two-part demonstration. Try to get there before 6:30 so you have a chance to bid on whatever Silent Auction items we have available. Don't forget to bring something for Show Tell & Ask. By all means, come a little early to hang out and say hey to everyone. We have the room available for plenty of time before we start the meeting at 6:30.



Warriors in Transition will be Friday, April 3 at the Woodworkers Club. Come and help Joe Stout and/or Jeff Gilbert, who will be running this MCW outreach program. Welcome back to Joe Stout who's been occupied the past couple of months.

Our Skills Enhancement Session planned to be held a week early this month on Friday, April 3rd at 2:30 p.m., *has been cancelled*. Our next session will be Friday, May 8 at 1:30 p.m. Duane will be there, as will I, along with the usual suspects to help out guiding those who need help. If you hope to make it, please let either Duane or me know as soon as you can so that we can make certain we have enough volunteers to cover everyone. Anyone interested in using Paul Paukstelis' LatheEngraver, please let us know. If there's interest, Paul will bring it to the session.

At Montpelier Mansion in Laurel this month, Chesapeake Woodturners is having its biennial exhibition of members' work, as they have done for decades. MCW members Tim Aley and Scott Bleakney have pieces in the exhibition, and Scott was awarded the Best Hollow Form for one of his beautiful pieces there.

Beyond The Canvas is an exhibition at the Gaithersburg Arts Barn in Kentlands which started March 30. I have 4 pieces in the exhibition, which will host a reception on April 30th (6:00-7:00 p.m.) and run through June 15. It is a small but very nice venue.

I want to remind and encourage everyone that this year, the AAW International Symposium (<https://www.aawsymposium.org/register>) will be held in Raleigh, North Carolina on June 4-7. The earlier you make a hotel reservation <https://www.aawsymposium.org/hotel-travel> the better your chance of a room in one of the host hotels. Raleigh is close enough to drive, and I'm hopeful that we will have a good presence there. Anyone willing to give a ride to other members, please let me know so I can try to coordinate the help. My wife and I intend to extend our stay by a few days, either before or after, so I won't be able to provide rides myself. But don't decide to stay home because you don't initially have a ride. We'll try to find you a way. As every year, there will be outstanding demonstrations, which you can judge for yourselves: <https://www.aawsymposium.org/demonstrations> and some terrific vendors to convince you the get their own version of a negative rake scraper, carbide tools, power carving tools, sanding and finishing supplies, maybe even a LatheEngraver. As in past years, one evening during the Symposium we will have our own dinner at a no-doubt-wonderful restaurant. We have acquired a group discount for registration to the meeting, and when you register you can add that code to take an additional \$40 off. The code is MCWT2026.

I hope to see everyone on Thursday, April 9th by 6:00-6:30 pm; earlier if you're helping set up the room, the A/V, or you just want to hang out. Don't forget to bring something to the Silent Auction and a piece for Show Tell & Ask: please be succinct.


Also, of course, it's still time to pay dues. We are getting a good turnout from members paying for 2026 already, but remember that we cannot operate without the dues we collect. Payments to see demonstrations do of course help us to persuade great demonstrators who will give great demonstrations, but they still don't cover the entire cost of those demos, and the rest of our operating expenses for the club still come from the dues our members pay. Tim Aley will be there collecting money and giving out the receipts for paying your dues live, or feel free to take a seat and log onto the website and pay your dues that way without the long line waiting for Tim's handwritten receipt.

I can't wait to see everyone on Thursday!

Joe Barnard



Editors' Corner - Mike Colella & Co-Editor Gary Guenther



As you will see and read later in this issue, our new collaboration, with myself and Gary, will try to bring you new and different perspectives on our hobby/profession and the world we live in. If you have any requests or suggestions, please let us know.

April 9, 2026 LIVE

Our Live/Hybrid meeting with Chuck Engstrom demo will be conducted *in person* at WWC and also over Zoom for those who cannot join live.

Please *thank* the members of our dedicated a/v team for making distance viewing and video possible. You will find them at the a/v table at each meeting. Greet them. *They are working!*

There will be **NO CHARGE** for this demo.

You will receive the Zoom meeting information at least 24 hours before the meeting via email from Leadership. The Zoom meeting will be active at 6:00 p.m. for system testing, chat with friends, and fellowship! Sign in!

Please **MUTE** your microphone unless speaking.

Test your Zoom settings before the meeting at

<https://zoom.us/test?zcid=1231>

Zoom Support Center: <https://support.zoom.us/hc/en-us>



MCW March Meeting Minutes

MCW March 2026 Meeting Minutes

The March 12th, 2026, meeting of the Montgomery County Woodturners (MCW) was called to order at 7 pm by President Joe Barnard. There were 22 members present and 3 additional members connected through Zoom.

Joe reminded people that their 2026 dues need to be paid. Steve Drake said that we have 79 paid members, which is about normal, to above average, for our club. He also reminded people that he was updating the club records and members needed to respond to his emails about their information.

Joe mentioned that there were several good items in the silent auction and that our monthly Skills Enhancement Workshop (SEW) would be held on Friday, March 13th. Last month's SEW was run by substitutes, and it went well. Duane Schmidt will be there this month. There are currently 4-5 people signed up, but there is room for more. Paul Paukstelis will be bringing his lathe engraver for people to use.

Jeff Gilbert said that the Warriors in Transition program had 7 people last month, and it went well. There is a need for more volunteers.

Eliot Feldman won the January Bring-back Challenge and made a nice, small, natural-edge bowl as his contribution to this month's Challenge. Dick Ratcliff won the drawing and will donate a piece to the Bring-back Challenge at the April meeting.

Exhibits, Shows, and Symposia:

There is an exhibition of 3D art called **Beyond the Canvas** at the Gaithersburg Arts Barn running from March 30th to June 15th. Joe Barnard has several pieces in it.

Tim Aley will be demonstrating at the MCW booth at the Gas and Steam show on April 25th and 26th. There is room for more demonstrators. Interested people should contact Tim.

Chesapeake Woodturners has their biennial exhibit at Montpelier Mansion that runs through April 25th. Tim Aley and Scott Bleakney are showing pieces, and Scott won an award for “Best Hollowform”, as judged by Jurors Judy Chernoff and Jeff Bernstein.

The AAW Symposium is in Raleigh, NC this year from June 4-7th, and we have enough attendees from MCW to get the club discount. If you are interested in attending, coordinate getting the discount with Tim Aley. Evidently, there is a trolley tour that several spouses are going take.

We will need some turning demonstrators for the Woodworker’s Club’s Oktoberfest on October 3rd. People will also be able to set up tables and sell their own work at the festival. This should be coordinated with Woodworkers Club.

Mike Colella coordinated the Show Tell & Ask, which was followed by a demonstration of segmented woodturning by Scott Schlosser from Virginia.

Submitted with respect by Assistant Secretary, Steve Drake



This is your Copilot: GG

...tips of current interest, mine and hopefully yours...

Stuff about the page fillers...

You're going to be seeing some new page fillers. That's one of my specialties. Page content doesn't always come out even on pages, and I strongly prefer to not have run-on pages from topic to topic. Like, not going to happen. So we have room at the bottoms of some pages for a pretty picture to briefly catch your attention and hopefully make you smile.

Each month will be different, but cycling through some categories. Last month was Montgomery County Maryland Champion Trees, shot live by yours truly on dedicated van trips. Those were fun. Thanks Joe Howard.

This month we'll do something dear to the hearts of both Mike and myself: suiseki. "What?" you say. Here's the story:

Suiseki is the traditional Japanese art of appreciating naturally formed stones that resemble landscapes, objects, or figures, often evoking scenes like mountains, waterfalls, or islands. These "viewing stones" are collected from rivers or oceans, left unmachined, and displayed in custom-made wooden stands (daiza) or trays (suiban), highlighting the beauty of nature and fostering a meditative connection to it.

If you've been in Mike's house, you know he has some nice ones in his collection. I haven't formalized it (yet), but I've collected "rocks" since I was in grade school. I got started because my Dad was a copper miner (the famous Copper Queen Mine, baby), and he gave me some samples to learn about and appreciate and value.

You're going to see some fine suiseki in this issue. I'm also going to sneak in a couple shots from Bisbee, AZ -- you'll know them when you see them. OBTW, that's where I was born, in a Company hospital. (Read between the lines.)

[A book recommendation for you](#)

[...in Martin's, and his publisher's, own words:](#)

Martin Saban-Smith "A Maker's Mindset – 30 Lessons from the Lathe"

This is not a technical manual. You won't find project plans, tool specifications, or step-by-step instructions inside these pages. Plenty of excellent books already do that work.

This book is about what woodturning teaches you when you pay attention. Not just about the craft, but about patience, courage, focus, and what it means to care about doing something well for its own sake.

Martin Saban-Smith came to the lathe in his late thirties after decades as a photographer and designer, thinking he understood making. He was wrong. Over the years since, he has turned thousands of pieces, founded a school, taught hundreds of students, and built an international community of makers. None of it was planned. He just kept showing up, kept paying attention, and kept trying to understand what the wood and the work were teaching him.

Organised into five parts, from Hands to Mind to Heart to Meaning to Legacy, these thirty lessons explore the physical foundations of craft, the creative thinking behind good work, the emotional honesty it demands, the deeper meaning it carries, and the way knowledge passes from one maker to the next. You can read it straight through, or dip in wherever draws you. Some days you need patience. Other days you need permission to begin.

Written in Martin's warm, conversational style, with dry humour and honest reflection on the mistakes that taught him the most, this book will resonate with anyone who works with their hands, who shapes a material into a form, or who cares about doing something well for its own sake. The lathe is the starting point, but the lessons reach far beyond the workshop.

Published in the year of his fiftieth birthday, this is one maker's attempt to put into words what a decade of sawdust, shavings, and showing up has taught him about craft, creativity, and life.

'The learning happens in the doing, not in the preparation for doing.'

https://www.amazon.com/Makers-Mindset-30-Lessons-Lathe-ebook/dp/B0GMLGFVXG/ref=sr_1_1?crd=75DZLE0G4HW1&dib=eyJ2ljojMSJ9.qiig3ToUPIRv25l4mg7GLg.io6ftqJPa8NlzQz5jQQQK-P9Vy_nUpLDiuxZf34J9cc&dib_tag=se&keywords=saban-smith+a+makers+mindset&qid=1774415981&prefix=saban-smit%2Caps%2C1272&sr=8-1



Bring-back Challenge (Gary Guenther)

It's nice to have a woodturned item in your collection from one of your friends.

Each month, we raffle off a piece by a Member, and the winner turns a piece of their own and brings it back to the next Meeting to have it raffled off, "in turn". It's a fun, if random, way for us to trade our work

At our March Meeting, our Bring-back Challenge free raffle drawing was won by Dick Ratcliff. Congrats to Dick, seen here accepting a small natural-edge bowl from previous winner Eliot Feldman. Dick is pleased with this new work of wood art to add to his collection.

With his win, Dick has once again accepted the Challenge to make a contribution of his own to share and will bring it back for the next lucky winner at our April meeting, where you, too, can win it if you play. Get a free ticket to join in the fun, and you may go home with an interesting piece made by Dick and have the privilege of bringing something of your own back to share in May. Thanks to Eliot and Dick for sharing their turned work.



Last Month's Program

At our March meeting, we were privileged to enjoy a live demo by Virginia turner Scott Schlosser. Scott did a great job of showing us how to do segmented woodturning and did the lathe work right in front of us to make a Beads of Courage box. Excellent demo in all respects. Thanks, Scott, for making the long drive, both ways!



An Introduction to Segmented Bowls

Scott Schlosser
pwtscott@gmail.com



Future Programs - 2026

April	Chuck Engstrom (Twice-turned Bowls)	In person
May	Woody Johnson (Clewes-style box)	in person
June	Pat Carroll (Topic TBD)	In person
July	Annual Picnic July 12	In person
August		
September	17th-Annual Panel Critique	In person
October		
November		
December	Annual Holiday Potluck Dinner	In person

Direct Links To Photos (For your viewing pleasure)

Note: All photo albums are captioned. Many photos have captions. Depending on your platform, to see the captions look in the upper right. You should click or tap the circled "i" (which stands for "information") or the three vertical dots and then select "information" from that menu. Please enjoy visiting or reviewing our activities, and look back at earlier ones.

MCW March '26 Web Album Links

MCW March '26 Gallery: <https://photos.app.goo.gl/w8pfbHTmmmprCSTh8>

MCW March '26 Meeting and ST&A: <https://photos.app.goo.gl/uDnuaRTjbY18QGwP8>

MCW March '26 Program: <https://photos.app.goo.gl/WeSdChuUX1KeozkL6>



Skills Enhancement - Duane Schmidt

Skills dates for 2026

Friday, January 9

February 15, Sunday

March 13, Friday

April 3, FRIDAY (CANCELLED)

May 8, Friday

June 14, Sunday

July 10, Friday

August 9, Sunday

September 11, Friday

October 11, Sunday

November 13, Friday

December 13, Sunday

These dates will avoid the AAW Symposium, July picnic, and August MoCo Ag Fair. If you see any other major conflicts, please let me know.

Quick Summary of skills enhancement sessions: Hands on time using the Woodworkers' Club lathes to work on any turning project you would like, with experienced turners present to help out when folks want help. Sharpening systems are available. There is a cost, of \$15, for the 3-hour time. Bring your own tools or you can use Woodworkers' Club tools. Bring your own wood or let us know and we can provide wood.

The May session will be Friday, May 8, 1:30-4:30 pm at the Woodworkers Club, aka Woodcraft of Rockville. If any experienced club members are interested and available to serve as mentors for this session, please let me know. And let me know if you might be interested but have questions. The sessions are relatively casual, not too structured, providing advice, demonstration, instruction as much as the attendees need. There is plenty of space available at this time. If you would like to attend, please let me know. And please ask if you have any questions.

Thanks,
Duane Schmidt
Skills Enhancement Coordinator



Treasurer Report - *Tim Aley*

March 2026

Begining Balance	\$5,836.34		
<u>February Income 2026</u>		<u>February Expenses 2026</u>	
Membership 2026	\$306.02	Membership Paypal fee	\$11.76
Dontation	\$10.80	Demonstrator fee	\$100.00
Skills Enh. fee	\$25.00	Demonstrator dinner	\$41.00
	\$0.00	WWC Room Fee Skills	\$150.00
Silent Auction	\$41.00	WWC Room Fee	\$0.00
Name Badge	\$10.00	Name Badge	\$10.00
Demo Fee	\$0.00	Paypal fee Donation	\$0.80
Total	\$392.82	Total	\$313.56
Ending Balance	\$5,915.60		



Back To Basics II - Gary Guenther

One of MCW's prime directives is education. We have inexperienced turners who can use some guidance, and even experienced turners can benefit from an occasional refresher.

“Turn a Wood Bowl” series by Kent Weakley

Kent Weakley is a woodturner who had created a large collection of video tutorials on his YouTube channel, “Turn a Wood Bowl”. His videos, courses, and website provide extensive instruction for turning a wood bowl. If you are new to woodturning, an effective way to learn is by combining Kent’s free You Tube videos with his website content. His channel is organized into playlists that cover specific topics, which can help guide you through the process. You can do it on your own, but here I’ll do the organizational work and give them to you a few at a time each month.



Kent’s website: <https://turnawoodbowl.com/about/>

Sadly, the typeface is very difficult to read on my monitor. Your Mileage May Vary.

Kent’s YouTube Channel: <https://www.youtube.com/c/TurnAWoodBowl>

===

So let’s get back to it. Last month we did a longer project showcasing a classic “green log to live-edge bowl” demo including chainsaw, band saw, drive spur, turning, finishing, and drying. Let’s follow that up with the main alternative – a twice-turned bowl. Hey, just like this month’s demo by Chuck Engstrom! What a coincidence! This is an excellent demo with lots of great tips and techniques in its 35-minute length. I recommend it highly. Watch it before the meeting, and you’ll be able to ask Chuck good questions.

Twice-turned Magic

<https://www.youtube.com/watch?v=G4jDZQToLOM>



Sorry about the commercials on YouTube; nothing I can do about them. They’re pretty short, and you can generally hit “skip” on the second one.



Show Tell & Ask Gallery March 2026

Tim Aley
burl box
4" h x 3-1/2" dia.
red maple burl, African
blackwood



Joe Barnard
ornament construction
16" h x 6-1/2" w
maple, chechen,
Gaboon ebony, wire,
metal eye



Duane Schmidt
Dizzy Bowl
4" h x 8" dia.
maple, butternut,
cherry, black walnut



Paul Paukstelis
fluted bowl
4" h x 10" dia.
sassafrass,
decorated on
LatheEngraver



Tina Chisena

knobs

2" h x 1-1/2" w x 1-1/2" d

lignum vitae

made in an ornamental lathe class





Tina Chisena
knobs
2" h x 1-1/2" w x 1-1/2" d
lignum vitae
made in an ornamental lathe class

Gary Guenther
bowl
4" h x 7" dia.; 3/32"
wall thickness
yellow birch



David Mayer
vase
9" h x 6" dia.
oak burl



David Mayer
bowl
4" h x 10" dia.
mahogany



Dick Ratcliff
bowl of 'shrooms
3-1/2" h x 6-1/2" dia.
black gum, spalted
maple



Eliot Feldman
footed hollow form
4-1/2" h x 4-1/2" dia.
cherry



Eliot Feldman
natural-edge bowl
3-3/4" h x 6-3/4" w
spalted walnut



Jeff Gilbert
Beads of Courage box
6-1/2" h x 5-1/2" dia.
tuliptree ("poplar"),
walnut



Bob Anderson
finial box
5-3/4" h x 3-1/2" dia.
mahogany, maple



Justin Fields
cannister
10" h x 8" dia.
Eastern red cedar,
burned



Margaret Follas
carved, lidded box
2" h x 6" dia.
cherry



Margaret Follas
carved, lidded box
2" h x 6" dia.
cherry



William Flint
bowl
2-1/2" h x 10-1/2" dia.
walnut



Members in the news

<p>William Flint</p>	<p>My Etsy shop name is UFOKing The direct link is https://www.etsy.com/shop/UFOKing</p>
<p>Joe Barnard</p>	<p>Items in "Beyond the Canvas" at the Gaithersburg Arts Barn</p>
<p>Tim Aley</p>	<p>Items in Montpelier Mansion Gallery Exhibit, Laurel, March/April 2026</p> <p>Steeped, Strathmore, Rockville March/ April 2026</p> <p>Rhythm: Movement in Art, Annmarie Sculpture Garden & Arts Center Feb/Apr 2026</p> <p>and as always Artists on Market Gallery, 305 Main Street, Gaithersburg, MD</p>
<p>Scott Bleakney</p>	<p>Items in Chesapeake Woodturners Montpelier Mansion Gallery Exhibit, Laurel, March/April 2026</p>



American Association of Woodturners



AAW's 40th International

Woodturning Symposium

June 4-7, 2026

Raleigh Convention Center

in Raleigh, NC

The AAW International Woodturning Symposium is the biggest woodturning event in the world and has something for everyone, no matter your experience level.

- **Internationally Renowned Demonstrators** – Top woodturners from around the world will be demonstrating for woodturners of all skill levels.
- **Woodturning & Woodworking Trade Show** – Many of your favorite woodturning and woodworking vendors in one place with exclusive deals and a hands-on look at the latest and greatest products.
- **A Sense of Community** – Connect with a welcoming community of woodturning hobbyists, professionals, artists, collectors, and vendors.
- **Gallery, Exhibitions and Auctions** – The largest and most unique display of awe-inspiring wood art from around the world.
- **Two Ways to Attend** – Register for full access to all the demonstrations, presentations, gallery, auctions and trade show, or attend just the trade show and gallery for free.

2026 Symposium Registration


We've given the AAW Symposium Registration experience a fresh turn!

Registration is now OPEN on a new, modern, and user-friendly platform—designed to be smoother than a freshly finished bowl. We've sanded, polished, and fine-tuned the process so signing up for our 40th Anniversary International Woodturning Symposium is easier than ever.

Member registration - \$435.

If you've never been it's well worth it and Raleigh is only a 5 hour drive from here. Contact Tim Aley for the discount code.

[CLICK HERE TO REGISTER NOW!](#)



Here's just a list of some of the great demonstrators:


Michael Anderson, Tennessee	Sculpture on the lathe
Dennis Belcher, North Carolina	Before the Wood Spins
Tyler David, Illinois	Peppermills With Personality
Claude Dupuis, New Hampshire	Segmented Construction
Diana Friend, Washington	Turn a Small Engrain Plate
Mark Gardner, North Carolina	Turn a Bowl With Handles
Troy Grimwood, New Zealand	Roly Bowl, Ancient Treasures
Carol Hall, Pennsylvania	Beyond Brown and Round
Mark Kielpinski, North Dakota	Singapore Ball Basics
Joe Larese, New York	Turning Finials
Sammy Long, Mississippi	Turing a Thin Bowl
Robert Lyon, South Carolina	Making Your Work Uniquely Yours
Mike Mahoney, California	Hollow Form With Threaded Lid
Yann Marot, France	Pebble Box
Matt Monaco, Missouri	Advanced Skew Chisel
Seri Robinson, Oregon	Turning Spalted Wood
Chad Schimmel, Arizona	Celtic Knot Segmenting
Peggy Schmid, Georgia	Lidded Boxes with Texture
Matthew Shewchuk, Japan	POP ARTIST SHOWCASE
Neil Turner, Australia	Sea Urchin Box
Janine Wang, Oregon	POP ARTIST SHOWCASE
Molly Winton, Washington	Art of the Band



And there's also the Instant Gallery



Did you know, Every registered AAW Symposium attendee is invited to share up to three pieces in the Instant Gallery



World Connections - Links and other noteworthy places.

This page will be dedicated to useful and noteworthy links, Feel free to email me with suggestions: michael.j.colella@gmail.com

AAW: <https://www.woodturner.org/>

Arrowmont: <https://www.arrowmont.org/>

Women In Turning: <https://www.woodturner.org/?page=WIT>

The Woodworkers Club: <https://woodworkersclub.com/>

MCW Facebook page: <https://www.facebook.com/groups/194941367515051>

AAW Photo Gallery: <http://www.aawforum.org/community/index.php?media/>

Worth checking out to see some amazing work.

Mark Supik: <https://www.marksupikco.com/>

Talking Turning: <https://www.awgb.co.uk/talking-turning-zoom-sessions/>

Wood Symphony Artists: <https://www.woodsymphony.com/wood-artists>

Worldwide Woodturners: <https://www.worldwidewoodturners.org>




Chapter Officers

President	Joe Barnard
Vice President	Joe Stout
Treasurer	Tim Aley
Newsletter Editor	Mike Colella
Membership Chair	Steve Drake
Program Chair	Bill Bell
Secretary	Mary Aronson
Webmaster	Jeff Struewing
President Emeritus	Bob Anderson

Volunteers

Skills Enhancement Coordinator	Duane Schmidt
Warriors in Transition Leader	Joe Stout
Public Library Exhibit Committee	Joe Barnard, Joe Stout
Beads of Courage Director	Jeff Gilbert
MoCo Ag Fair Coordinator	Tim Aley
Turn For Troops Coordinator	Roman Steichen
Women in Turning Liason	Dori Reissman
Videography	Paul Paukstelis, Rick Ellsbury, Joe Stout
Gallery Photography	Mike Colella
Candid Photography and Web Albums	Gary Guenther, Tim Aley
Show Tell & Ask Leader	Mike Colella
Show Tell & Ask Recording	Richard Webster
Activities Arranger	Tim Aley
Backup Secretary	Steve Drake
Newsletter Co-Editor	Gary Guenther



MCW Resources

Our Hosts: Our most important resource is our space. We are deeply indebted to our hosts, The Woodworkers Club, for their continuing support in sharing their facility with us. Please give Tosin and the team your individual expressions of appreciation, both verbally and with your wallets. If you need something, they will get it for you, either off the shelves or from the catalog – with no shipping charge. Please help support them.

1. MCW Facebook Group: MCW has a private Facebook Group. Use it to post pictures of your work, ask questions, check out upcoming events, and it provides another venue for our members to get to know each other better. Go to <https://www.facebook.com/groups/194941367515051/> and request to be added to the group.
2. Silent Auction: Not everyone has access to a chainsaw or a band saw, which makes it nice to have access to reasonably-priced, properly-sized turning blanks. Please bring your 'road kill' to share with other Members.
3. Web Site: <http://montgomerycountywoodturners.org> Thanks to Webmaster Jeff Struewing we have an outstanding Web Site.
4. Newsletters: The MCW Newsletter Archive, accessible on the website, is a tremendous resource, containing the complete history of all MCW programs and activities from day one, as seen on a monthly basis through the years. All past issues back to Volume 1, Issue 1 in 2007 are available at <http://montgomerycountywoodturners.org/newsletters/>
5. Discounts: Steve Drake has assembled a selection of retailers who provide MCW Members with monetary discounts. Please check out the list of participating merchants on the Web Site or at the end of each Newsletter.



Member Discounts

EXOTIC LUMBER

Exotic Lumber <https://www.exoticlumber.com/>

With over 130 species in stock, Exotic Lumber has one of the widest selections available on the East Coast. They offer a 10% discount to MCW Members with a membership badge. They are located in Annapolis where you are welcome to select from their extensive selection of turning blocks.

**Frederick Lumber Company,
Frederick, Maryland**

<https://www.fredericklumber.com/>

Frederick Lumber Company offers over 130 species of domestic and exotic hardwoods, with a showroom full of small boards and turning stock. They offer a 10% discount to MCW Members with a membership badge. They are located in downtown Frederick, where you are welcome to browse and select your own boards.



Tailstock

THERE CAN BE ONLY ONE

That's the Rule, right?

Can you hear the music from Highlander?

Well all the Quickenings haven't happened yet, and this month brought out a wealth of talent.

So for this month only, there can be more than one.



Tim Aley



Joe Barnard



Paul Paukstelis



Duane Schmidt