



OFFICIAL CHAPTER
AAW
 AMERICAN ASSOCIATION
 OF WOODTURNERS

MEETING LOCATION

11910 Parklawn Drive, Unit L
 Rockville, MD 20852

In Person and Zoom

Meeting Agenda

- 6:00 -6:30 - Log in or attend
- 6:30-6:50 - Business meeting
- 6:50-7:15 - Show Tell & Ask
- 7:15-8:45 - Program
- 8:45-9:00 - Clean up & Exit

Thursday May 7, 2026
Woody Johnson
Clewes-style box

Table of Contents

President's Perspective	3
Editors' Corner	5
April Meeting Minutes	6
This is Your Copilot	8
Bring-back Challenge	9
Last Month's Program	10
Future Programs	11
Direct Links to April Photos	11
Skills Enhancement	12
Treasurer's Report	13
Back To Basics II	14
Gas & Steam Engine Show	15
Show Tell & Ask	16
Members in the News	35
American Associan of Woodturners	36
World Connections	40
Chapter Officers & Volunteers	41
MCW Resources	42
Member Discounts	43
Tailstock	44

Jimmy Clewes-style winged, lidded box
...by Woody Johnson

*MCW May 7, 2026 live at the Woodworkers Club
 and broadcast on Zoom by our a/v team.*

Woody Johnson grew up on a tobacco farm in North Carolina and quickly became handy working with wood. Woody's first encounters with woodturning were at age 13 in the local high school workshop. From that point forward, it was a hit-and-miss opportunity to engage in woodturning as life in the fast lane took over, but that never stopped him from the desire to return to woodturning on a more serious note. He saw his chance about two years before "formal" retirement in 2016. After moving back to Virginia and settling into his home, he began to explore the local area and

joined several woodturning clubs and the American Association of Woodturners.

Woody began to participate in woodturning classes and workshops with nationally- and internationally-known professional turners including the likes of Jimmy Clewes, Mike Sorge, Al Stirt, Stuart Batty, Donna Banfield, Mark Sfirri and others. Like other area woodturners before him, he worked to improve his skills by mentoring with Don Maloney of Bluemont, VA and by meeting on Tuesdays with Dave Swiger and fellow turners to turn and discuss various processes and projects that may be on the horizon.

Woody regards his time spent both at the lathe and in the planning/ execution phase (turning and finishing) of different projects as well spent. He leans on what has been done and learned before him, what the current trends might be, and the thoughts and ideas of colleagues as he starts new projects. Everyday items around us present a plethora of turning ideas, some to be explored and used, some to be stored for future efforts, and some to be tossed. Woody enjoys the creative processes and free thinking associated with woodturning where turners freely share their experiences and ideas. He is currently a member of the Mid-Maryland Woodturning Club and the Catoclin Area Turners.

For his MCW demo, Woody will show us his take on a Jimmy Clewes-style "oriental" lidded, winged box. There will be no charge.



President's Perspective — Joe Barnard

Hello MCW!

On Thursday, May 7th we will have Mid-Maryland Wood Turners Club and Catoctin Area Turners member Woody Johnson to take us through his techniques for making a Jimmy Clewes-style winged, lidded box. Please try to get there before we begin the business meeting at 6:30 so you have a chance to bid on whatever Silent Auction items we have available. Don't forget to bring something for Show Tell & Ask and check it in on the sign-in sheet. By all means, come early to hang out and say hey to everyone. We have the room available for plenty of time, and many people come at 6:00.



This month, Warriors in Transition was held on Friday, May 1st here at the Woodworker's Club. Please consider coming on the first Friday of each month to help Joe Stout and/or Jeff Gilbert, who are running our outreach program in conjunction with WWC.

Our Skills Enhancement Workshop session will be held this month on Friday, May 8th at 1:30, with a bonus of Paul Paukstelis and his LatheEngraver for anyone who might need some butterflies to fix a crack, or anything much more complex to complement their work. Coordinator Duane Schmidt will be there, along with the usual suspects to help out guiding those who need help. If you hope to make it, please let Duane know as soon as you can so he can make certain we have enough volunteers to cover participants.

Beyond the Canvas is an exhibition at the Arts Barn in Kentlands which started March 30. I have four pieces in this exhibition that runs through June 15. The Arts Barn is a small but very nice venue.

I want to remind and encourage everyone that this year, the AAW International Symposium (<https://www.aawsymposium.org/register>) will be held in Raleigh, North Carolina on June 4-7. The earlier you make a hotel reservation (<https://www.aawsymposium.org/hotel-travel>) the better your chance of a room in one of the host hotels. Raleigh is close enough to drive, and I'm hopeful that we will have a good

presence there. Anyone willing to give a ride to other members, please let me know so I can try to coordinate the help. Don't decide to stay home because you don't initially have a ride. We'll try to find you a way. As every year, there will be outstanding demonstrations, which you can judge for yourselves (<https://www.aawsymposium.org/demonstrations>) and some terrific vendors to convince you the get their own version of a negative-rake scraper, carbide tools, power carving tools, sanding and finishing supplies, or maybe even a LatheEngraver. As in past years, on one evening during the Symposium, we will have our own dinner at a no-doubt wonderful restaurant. We have also acquired a group discount for the Virtual meeting for any member who cannot make it in person; contact me for the code to take an additional \$20 off.

I hope to see *everyone* on Thursday, May 7th by 6:00-6:30 pm; earlier if you're helping set up the room, the A/V, or you just want to hang out. Don't forget to bring something to the Silent Auction and a piece for Show Tell & Ask. Please be succinct.


Also, of course, it's still time to pay dues. We are getting a good turnout from members paying for 2026 already, but remember that we cannot operate without the dues we collect. Payments to see demonstrations do of course help us to persuade great demonstrators who will give great demonstrations, but they don't cover the entire cost of those demos, and the rest of our operating expenses for the club still come from the dues our members pay. Tim Aley will be there collecting money and giving out the receipts that he will be giving you because you are present at the meeting paying your dues. Feel free to take a seat, log onto the website, and pay your dues that way without the short line waiting for Tim's handwritten receipt.

I can't wait to see everyone on Thursday!

Joe Barnard



Editors' Corner - Mike Colella & Co-Editor Gary Guenther



As you will see and read later in this issue, our new collaboration, with myself and Gary, will try to bring you new and different perspectives on our hobby/profession and the world we live in. If you have any requests or suggestions, please let us know.

May 7, 2026 LIVE

Our Live/Hybrid meeting with a Woody Johnson demo will be conducted *in person* at WWC and also over Zoom for those who cannot join live.

Please *thank* the members of our dedicated a/v team for making distance viewing and video possible. You will find them at the a/v table at each meeting. Greet them. *They are working!*

There will be **NO CHARGE** for this demo.

You will receive the Zoom meeting information at least 24 hours before the meeting via email from Leadership. The Zoom meeting will be active at 6:00 p.m. for system testing, chat with friends, and fellowship! Sign in!

Please **MUTE** your microphone unless speaking.

Test your Zoom settings before the meeting at

<https://zoom.us/test?zcid=1231>

Zoom Support Center: <https://support.zoom.us/hc/en-us>



MCW April Meeting Minutes - Mary Aronson

The April 9, 2026 meeting of the Montgomery County Woodturners (MCW) was called to order 6:33pm by President Joe Barnard with 27 members and 1 visitor present.

President Barnard reminded attendees that membership dues for 2026 are owed by mid-April. Dues are \$35 per individual and \$45 per family. Payment may be made to MCW Treasurer Tim Aley or through the MCW website using PayPal or a credit card. Anyone experiencing financial difficulty should see Steve Drake, our Membership Chair, and your dues will be waived, no questions asked. As club dues are our only means of support, prompt payment is appreciated.

Joe also asked members to remember to wear your name tags. This is especially important since there are so many new members present. Additionally, you are also asked to say your name whenever you are at the microphone or asking a question.

Because only one person signed up for the April Skills Enhancement Workshop (SEW), we were unable to justify the cost, so we did not have it. SEWs are a prime opportunity for members to benefit from the knowledge of the many experienced turners in this club. If you have questions about sharpening, use of a particular tool, techniques, design, or finishing, please consider attending a SEW to get your questions answered.

This year, on June 4-7, the American Association of Woodturners (AAW) is having its annual International Symposium in Raleigh, NC. At last count, there were about six MCW members who planned to attend. This is a worthwhile event for members to learn from pros from around the world. There is still time to sign up. It's only about a five-hour drive from the DC area to Raleigh.

This year the annual MCW Picnic and Ice-cream Social is scheduled for Sunday, July 12 at the home of Jeff Struewing. Mike and Sue Colella are taking a deserved break. More on this later.

Members in the news:

*Scott Bleakney was awarded the Best Hollow Form in the Chesapeake Woodturners Turning a New Leaf Exhibition at Montpelier Mansion in Laurel, which runs through April 25.

*Joe Barnard has 4 pieces in Beyond the Canvas, a 3D art exhibition at the Gaithersburg Arts Barn that runs through June 15. Joe encouraged everyone to attend the Meet the Artists Reception on April 30.

*Tim Aley has a turned teapot with honey-dripper handle in the Steeped Exhibition at the Strathmore Mansion; the exhibit closes April 25.

Woodcraft's Octoberfest is still some months away, but you might want to mark your calendars for Saturday, October 3. It is held in the parking lot right outside the Woodworkers Club (WWC). MCW has a demonstration booth, and several of our individual members sell. Attendance was good last year, and WWC appreciates our participation.

Tonight's Bring-back Challenge raffle was won by Len Deerkoski. Len took home a small, natural-edge bowl turned by last month's winner, Dick Ratcliff.

Eight members participated in Show Tell & Ask: Richard Webster, Joe Barnard, Bill Bell, Paul Paukstelis, Gary Guenther, Dick Ratcliff, Ralph Hecht, and David Mayer.

Tonight's demonstrator was Chuck Engstrom, a member of MCW and of Chesapeake Woodturners. He taught woodturning classes at the Maryland Hall Co-op for a number of years. Tonight he discussed the tools and techniques for twice turning a bowl, beginning with green wood and ending with a dry, round bowl.

Respectfully submitted, Mary Aronson
MCW Secretary



This is your Copilot: GG

...tips of current interest, mine and hopefully yours...

Stuff about the page fillers...

You're going to be seeing some new page fillers. That's one of my specialties. Page content doesn't always come out even on pages, and I strongly prefer to not have runon pages from topic to topic. Like, not going to happen. So we have room at the bottoms of some pages for a pretty picture to briefly catch your attention and hopefully make you smile.

Each month will be different, but cycling through some categories. Last month was suiseki. This month we'll do bonsai (that's pronounced bōn'-sai) with photos of trees from the U.S. National Arboretum.

The National Bonsai & Penjing Museum is open even though the previous sponsor, the National Bonsai Foundation has concluded operations. The Museum remains open and active under the care of the U.S. National Arboretum through partnership with the Friends of the National Arboretum, which has taken over as the primary nonprofit partner to support the Museum's growth and programming. There is an ongoing comprehensive Master Plan for the Museum that includes reimagined exhibitions, a central courtyard, and expanded classroom space to ensure the collection flourishes for future generations.

The Arboretum is located at 3501 New York Avenue NE, Washington, DC 20002. Visiting hours for the Museum are daily from 10:00 a.m. to 4:00 p.m.



Bring-back Challenge - Gary Guenther

It's nice to have a woodturned item in your collection from one of your friends.

Each month, we raffle off a piece by a Member, and the winner turns a piece of their own and brings it back to the next Meeting to have it raffled off, "in turn". It's a fun, if random, way for us to trade our work


At our April Meeting, our Bring-back Challenge free raffle drawing was won by Len Deerkoski. Congrats to Len, seen here accepting a small, natural-edge bowl from previous winner Dick Ratcliff. Len is pleased with this new work of wood art to add to his collection.

With his win, Len has once again accepted the Challenge to make a contribution of his own to share and will bring it back for the next lucky winner at our May meeting, where you, too, can win it if you play. Get a free ticket to join in the fun, and you may go home with an interesting piece made by Len and have the privilege of bringing something of your own back to share in June. Thanks to Dick and Len for sharing their turned work.



Last Month's Program - Gary Guenther

At our April meeting, we were privileged to enjoy a live demo by MCW and Chesapeake Woodturners member Chuck Engstrom. Chuck did a great job of showing us how to do twice-turned bowls from a green blank to a dry, round bowl in two steps. He showed us lots of tools and jigs and techniques. Excellent demo in all respects. Thanks, Chuck, for making the long drive from Chestertown.



Future Programs 2026 - Bill Bell

April	Chuck Engstrom (Twice-turned Bowls)	In person
May	Woody Johnson (Clewes-style box)	in person
June	Pat Carroll (Topic TBD)	In person
July	Annual Picnic July 12 at Jeff Struewing's	In person
August		
September	17th-Annual Panel Critique	In person
October		
November		
December	Annual Holiday Potluck Dinner	In person

Direct Links To Photos (For your viewing pleasure)

Note: All photo albums are captioned. Many photos have captions. Depending on your platform, to see the captions look in the upper right. You should click or tap the circled "i" (which stands for "information") or the three vertical dots and then select "information" from that menu. Please enjoy visiting or reviewing our activities, and look back at earlier ones.

MCW April '26 Gallery: <https://photos.app.goo.gl/kyBgZ7zG2x5Ad1gP6>

MCW April '26 Meeting and ST&A: <https://photos.app.goo.gl/xDs65bwmaGGvRF787>

MCW April '26 Program: <https://photos.app.goo.gl/cyBgWufXS8pmHdtUA>

April '26 Gas and Steam Engine Show: <https://photos.app.goo.gl/mGSvPASyc45XLPR57>



Skills Enhancement - Duane Schmidt

Skills dates for 2026

Friday, January 9

February 15, Sunday

March 13, Friday

April 3, FRIDAY (CANCELLED)

May 8, Friday

June 14, Sunday

July 10, Friday

August 9, Sunday

September 11, Friday

October 11, Sunday

November 13, Friday

December 13, Sunday

These dates will avoid the AAW Symposium, July picnic, and August MoCo Ag Fair. If you see any other major conflicts, please let me know.

Quick Summary of skills enhancement sessions: Hands on time using the Woodworkers' Club lathes to work on any turning project you would like, with experienced turners present to help out when folks want help. Sharpening systems are available. There is a cost, of \$15, for the 3-hour time. Bring your own tools or you can use Woodworkers' Club tools. Bring your own wood or let us know and we can provide wood.

The May session will be **Friday, May 8, 1:30-4:30 pm** at the Woodworkers Club, aka Woodcraft of Rockville. If any experienced club members are interested and available to serve as mentors for this session, please let me know. And let me know if you might be interested but have questions. The sessions are relatively casual, not too structured, providing advice, demonstration, instruction as much as the attendees need. There is plenty of space available at this time. If you would like to attend, please let me know. And please ask if you have any questions.

Thanks,

Duane Schmidt

Skills Enhancement Coordinator



Treasurer's Report - *Tim Aley*

Beginning Balance	\$5,915.60		
April Income 2026		April Expenses 2026	
Membership 2026	\$106.55	Membership Paypal fee	\$3.05
Future Membership			\$0.00
	\$0.00		\$0.00
Dontation	\$0.00	Demonstrator fee	\$0.00
Skills Enh. fee	\$0.00	Demonstrator dinner	\$33.00
	\$0.00	WWC Room Fee Skills	\$0.00
Silent Auction	\$25.00	WWC Room Fee	\$0.00
Name Badge	\$0.00	Name Badge	\$0.00
Demo Fee	\$0.00	Paypal fee Donation	\$0.00
Total	\$131.55	Total	\$36.05
Ending Balance	\$6,011.10		




Back to Basics II - Gary Guenther

One of MCW's prime directives is education. We have inexperienced turners who can use some guidance, and even experienced turners can benefit from an occasional refresher.

“Turn a Wood Bowl” series by Kent Weakley

Kent Weakley is a woodturner who had created a large collection of video tutorials on his YouTube channel, “Turn a Wood Bowl”. His videos, courses, and website provide extensive instruction for turning a wood bowl. If you are new to woodturning, an effective way to learn is by combining Kent’s free You Tube videos with his website content. His channel is organized into playlists that cover specific topics, which can help guide you through the process. You can do it on your own, but here I’ll do the organizational work and give them to you a few at a time each month.



Kent’s website: <https://turnawoodbowl.com/about/>

Sadly, the typeface is very difficult to read on my monitor. Your Mileage May Vary.

Kent’s YouTube Channel: <https://www.youtube.com/c/TurnAWoodBowl/>

===

So let’s get back to it. Last month we did a twice-turned bowl, just like our April demo by Chuck Engstrom. What a coincidence. That was an excellent demo with lots of great tips and techniques in its 35-minute length, but Kent has made a new one that starts with mulberry (like has been made available to members this month) and takes it a step farther by ebonizing it with India ink. That, by itself, is worth watching. This is by no means a repeat – new stuff, in 58 minutes – and there is so much information it’s worthy for review even if you’ve turned many bowls yourself. Check it out.

Firewood Log to Bowl, Twice-Turned, Ebonized Mulberry Wood Bowl

<https://www.youtube.com/watch?v=RvULhYwQbG0>



Sorry about the commercials on YouTube; nothing I can do about them. They’re pretty short, and you can generally hit “skip” on the second one.



Montgomery County Gas & Steam Engine Show - *Tim Aley*

Another Gas and Steam Engine Show at the Agricultural History Farm Park in Derwood is in the books. There were fewer tractors than in previous years, but several other vehicles filled in the sights and sounds. There was music, there were blacksmiths, food, sales booths; and the sawmill was running! The star of the show was the steam tractor that ran the saw mill both days. Its loud whistle and releases of steam could be heard all over the park.

I want to thank members Margaret Follas, Bob Browning, Joe Barnard, and Bob Anderson. A special thank you to Roman Steichen for bringing his whole setup and turning on a second lathe. And as always thank you to John Laffan and the carvers for all their help and support.

Check out some images here: <https://photos.app.goo.gl/mGSvPASyc45XLPR57>



Show Tell & Ask Gallery April 2026

Richard Webster
deep platter
2" h x 13" dia.
canarywood
(*Centrolobium* spp.)



Joe Barnard
ballooning spider
5" h x 3" dia.
maple, bocote, wire,
solder, metal hook



Bill Bell
bowl
4"h x 13" dia.
ambrosia maple



Paul Paukstelis

olla

3" h x 5" dia.

locust

decorated with LatheEngraver



Paul Paukstelis
decorated bowl
3" h x 9" dia.
maple
decorated with
LatheEngraver



Paul Paukstelis
handled bowl
3" h x 10" dia.
American elm



Gary Guenther
round-bottomed bowl
with glass insert
1-3/4" h x 6-3/8" dia.
ambrosia silver maple,
glass



Dick Ratcliff
sculpture
12" H x 20" L x 12" W
walnut, glass, copper
wire



David Mayer
vase
10" h x 5" dia.
oak, mahogany



David Mayer
hollow form
8" h x 8" dia.
purpleheart,
mahogany



David Mayer
open form
8" h x 10" dia.
oak, mahogany



Ralph Hecht
cored bowls
largest 19" dia.
wormy sycamore
from Phil Brown
stash



Members in the news

<p>William Flint</p>	<p>My Etsy shop name is UFOKing The direct link is https://www.etsy.com/shop/UFOKing</p>
<p>Joe Barnard</p>	<p>Items in "Beyond the Canvas" at the Kentlands Arts Barn</p>
<p>Tim Aley</p>	<p>As always Artists on Market Gallery, 305 Main Street, Gaithersburg, MD</p>



American Association of Woodturners



AAW's 40th International

Woodturning Symposium

June 4-7, 2026

Raleigh Convention Center

in Raleigh, NC

The AAW International Woodturning Symposium is the biggest woodturning event in the world and has something for everyone, no matter your experience level.

- **Internationally Renowned Demonstrators** – Top woodturners from around the world will be demonstrating for woodturners of all skill levels.
- **Woodturning & Woodworking Trade Show** – Many of your favorite woodturning and woodworking vendors in one place with exclusive deals and a hands-on look at the latest and greatest products.
- **A Sense of Community** – Connect with a welcoming community of woodturning hobbyists, professionals, artists, collectors, and vendors.
- **Gallery, Exhibitions and Auctions** – The largest and most unique display of awe-inspiring wood art from around the world.
- **Two Ways to Attend** – Register for full access to all the demonstrations, presentations, gallery, auctions and trade show, or attend just the trade show and gallery for free.

2026 Symposium Registration


We've given the AAW Symposium Registration experience a fresh turn!

Registration is now OPEN on a new, modern, and user-friendly platform—designed to be smoother than a freshly finished bowl. We've sanded, polished, and fine-tuned the process so signing up for our 40th Anniversary International Woodturning Symposium is easier than ever.

Member registration - \$435.

If you've never been it's well worth it and Raleigh is only a 5 hour drive from here. Contact Tim Aley for the discount code.

[CLICK HERE TO REGISTER NOW!](#)



Here's just a list of some of the great demonstrators:


Michael Anderson, Tennessee	Sculpture on the lathe
Dennis Belcher, North Carolina	Before the Wood Spins
Tyler David, Illinois	Peppermills With Personality
Claude Dupuis, New Hampshire	Segmented Construction
Diana Friend, Washington	Turn a Small Engrain Plate
Mark Gardner, North Carolina	Turn a Bowl With Handles
Troy Grimwood, New Zealand	Roly Bowl, Ancient Treasures
Carol Hall, Pennsylvania	Beyond Brown and Round
Mark Kielpinski, North Dakota	Singapore Ball Basics
Joe Larese, New York	Turning Finials
Sammy Long, Mississippi	Turing a Thin Bowl
Robert Lyon, South Carolina	Making Your Work Uniquely Yours
Mike Mahoney, California	Hollow Form With Threaded Lid
Yann Marot, France	Pebble Box
Matt Monaco, Missouri	Advanced Skew Chisel
Seri Robinson, Oregon	Turning Spalted Wood
Chad Schimmel, Arizona	Celtic Knot Segmenting
Peggy Schmid, Georgia	Lidded Boxes with Texture
Matthew Shewchuk, Japan	POP ARTIST SHOWCASE
Neil Turner, Australia	Sea Urchin Box
Janine Wang, Oregon	POP ARTIST SHOWCASE
Molly Winton, Washington	Art of the Band



And there's also the Instant Gallery



Did you know, Every registered AAW Symposium attendee is invited to share up to three pieces in the Instant Gallery



World Connections - Links and other noteworthy places.

This page will be dedicated to useful and noteworthy links, Feel free to email me with suggestions: michael.j.colella@gmail.com

AAW: <https://www.woodturner.org/>

Arrowmont: <https://www.arrowmont.org/>

Women In Turning: <https://www.woodturner.org/?page=WIT>

The Woodworkers Club: <https://woodworkersclub.com/>

MCW Facebook page: <https://www.facebook.com/groups/194941367515051>

AAW Photo Gallery: <http://www.aawforum.org/community/index.php?media/>

Worth checking out to see some amazing work.

Mark Supik: <https://www.marksupikco.com/>

Talking Turning: <https://www.awgb.co.uk/talking-turning-zoom-sessions/>

Wood Symphony Artists: <https://www.woodsymphony.com/wood-artists>

Worldwide Woodturners: <https://www.worldwidewoodturners.org>



Chapter Officers

President	Joe Barnard
Vice President	Joe Stout
Treasurer	Tim Aley
Newsletter Editor	Mike Colella
Membership Chair	Steve Drake
Program Chair	Bill Bell
Secretary	Mary Aronson
Webmaster	Jeff Struewing
President Emeritus	Bob Anderson

Volunteers

Skills Enhancement Coordinator	Duane Schmidt
Warriors in Transition Leader	Joe Stout
Public Library Exhibit Committee	Joe Barnard, Joe Stout
Beads of Courage Director	Jeff Gilbert
MoCo Ag Fair Coordinator	Tim Aley
Turn For Troops Coordinator	Roman Steichen
Women in Turning Liason	Dori Reissman
Videography	Paul Paukstelis, Rick Ellsbury, Joe Stout
Gallery Photography	Mike Colella
Candid Photography and Web Albums	Gary Guenther, Tim Aley
Show Tell & Ask Leader	Mike Colella
Show Tell & Ask Recording	Richard Webster
Activities Arranger	Tim Aley
Backup Secretary	Steve Drake
Newsletter Co-Editor	Gary Guenther



MCW Resources

Our Hosts: Our most important resource is our space. We are deeply indebted to our hosts, The Woodworkers Club, for their continuing support in sharing their facility with us. Please give Tosin and the team your individual expressions of appreciation, both verbally and with your wallets. If you need something, they will get it for you, either off the shelves or from the catalog – with no shipping charge. Please help support them.

1. MCW Facebook Group: MCW has a private Facebook Group. Use it to post pictures of your work, ask questions, check out upcoming events, and it provides another venue for our members to get to know each other better. Go to <https://www.facebook.com/groups/194941367515051/> and request to be added to the group.
2. Silent Auction: Not everyone has access to a chainsaw or a band saw, which makes it nice to have access to reasonably-priced, properly-sized turning blanks. Please bring your 'road kill' to share with other Members.
3. Web Site: <http://montgomerycountywoodturners.org> Thanks to Webmaster Jeff Struewing we have an outstanding Web Site.
4. Newsletters: The MCW Newsletter Archive, accessible on the website, is a tremendous resource, containing the complete history of all MCW programs and activities from day one, as seen on a monthly basis through the years. All past issues back to Volume 1, Issue 1 in 2007 are available at <http://montgomerycountywoodturners.org/newsletters/>
5. Discounts: Steve Drake has assembled a selection of retailers who provide MCW Members with monetary discounts. Please check out the list of participating merchants on the Web Site or at the end of each Newsletter.



Member Discounts

EXOTIC LUMBER

Exotic Lumber <https://www.exoticlumber.com/>

With over 130 species in stock, Exotic Lumber has one of the widest selections available on the East Coast. They offer a 10% discount to MCW Members with a membership badge. They are located in Annapolis where you are welcome to select from their extensive selection of turning blocks.

Frederick Lumber Company, Frederick, Maryland

<https://www.fredericklumber.com/>

Frederick Lumber Company offers over 130 species of domestic and exotic hardwoods, with a showroom full of small boards and turning stock. They offer a 10% discount to MCW Members with a membership badge. They are located in downtown Frederick, where you are welcome to browse and select your own boards.



Tailstock



Joe Barnard
ballooning spider
5" h x 3" dia.
maple, bocote, wire, solder, metal hook